



 PriceList

Power Monitoring Solutions Metering Products

With effect from June 10th, 2026



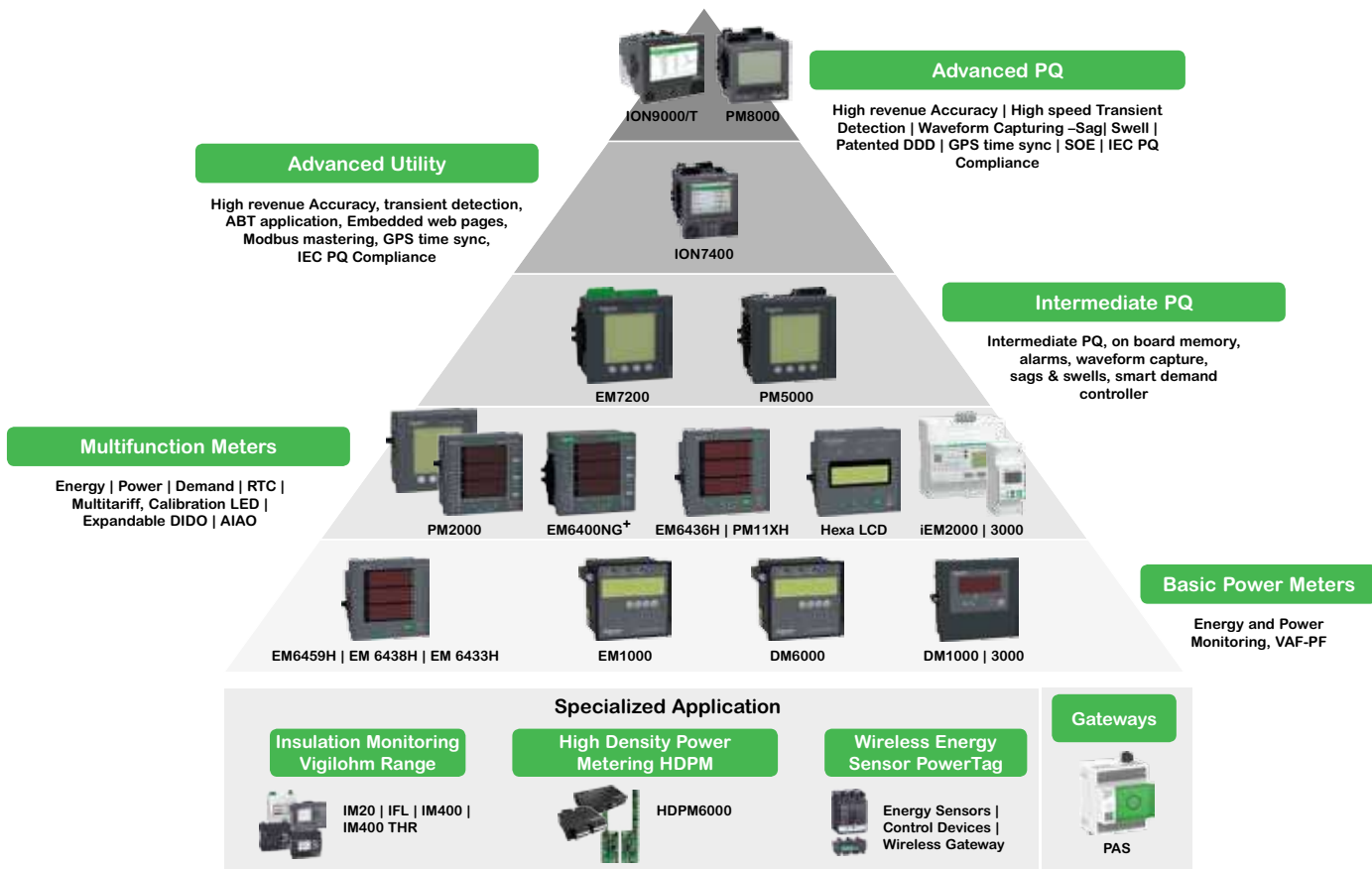
se.com/in

Advancing
Energy Tech

| | |
|--|-----------|
| 1. Tailored Offers for Specific Applications and Segments | 6 |
| 1.1 HDPM | 6 |
| 1.2 Insulation Monitoring Devices | 6 |
| 2. High Accuracy, Specialized Solutions - for MV/LV Distribution..... | 8 |
| 2.1 PowerLogic™ ION9000T | 8 |
| 2.2 PowerLogic™ ION9000 | 8 |
| 2.3 PowerLogic™ ION7400 | 9 |
| 2.4 PowerLogic™ PM8000 Series..... | 9 |
| 3. High Accuracy, Compact, Power Meters - for HV/MV/LV Distribution | 11 |
| 3.1 PowerLogic™ PM5000..... | 11 |
| 3.2 Smart Demand Controller - EM7200 | 12 |
| 3.3 EasyLogic™ PM2000 Series | 13 |
| 4. India's Most Sold Multifunction Meters | 15 |
| 4.1 EasyLogic™ EM6400NG+ | 15 |
| 5. India's Most Trusted, Reliable and Accurate Load Managers | 17 |
| 5.1 Hexa Series EM64XXH and PM1130H Meters | 17 |
| 5.2 Hexa Series LCD Range..... | 18 |
| 5.3 Hexa Series PM112XH Series | 19 |
| 5.4 Hexa Series PM11XXH Series | 19 |
| 6. PowerTag - World's Smallest Energy Sensor | 21 |
| 6.1 PowerTag for MCB | 21 |
| 6.2 PowerTag for MCCB..... | 21 |
| 6.3 Smartlink..... | 22 |
| 6.4 Communication Auxiliaries..... | 22 |
| 7. DIN Rail Mount Meters - Accurate, Flexible Power Meters | 24 |
| 7.1 PowerLogic™ PM3200 Series..... | 24 |
| 7.2 PowerLogic™ iEM2000 and iEM3000 Series | 25 |
| 8. Ethernet Communication Gateways..... | 28 |
| 8.1 Ethernet Communication Gateway Server / Converters | 28 |
| 9. LCD Display Energy Meters & VAF+PF Meters..... | 29 |
| 9.1 EM1000 / EM1200 Series | 29 |
| 9.2 DM 6100 Series..... | 29 |
| 10. CE compliance - Volt/Amp/ frequency meter..... | 30 |
| 10.1 EasyLogic™ DM3000 / DM1000 | 30 |
| 11. Just the Basics - Voltage / Ampere / Frequency Meters | 30 |
| 11.1 Just the Basics - Voltage / Ampere / Frequency Meters | 30 |



Discover Our Power Monitoring Solutions



W.E.F. June 10th, 2026



Reliable insulation monitoring for critical hospital environments

PowerLogic™ Vigilohm for hospitals

Ensuring uninterrupted power in medical facilities is critical for patient safety, especially in operating theatres and ICUs where equipment is connected to the patient's body. The IEC60364-7-710 standard mandates the use of IT earthing systems in these environments to minimize downtime and maintain continuous power. With over 50 years of experience, Schneider Electric offers insulation monitoring solutions that meet these standards and are easy to implement.

PowerLogic™ Vigilohm is purpose-built for hospital settings, enhancing electrical reliability and supporting maintenance teams. Its insulation monitoring devices (IMDs) provide real-time insights into insulation resistance, transformer performance, and fault locations—locally or remotely. Scalable from a single room to a full healthcare campus, Vigilohm equips staff with the critical data needed to respond quickly, ensure compliance, and protect patient care.

In IT earthing systems, the first fault does not interrupt power. Vigilohm enables fault detection and resolution before it escalates.

Benefits

- **Install with ease** - no wiring required between monitoring and fault location devices
- **Enhance patient safety** with continuous monitoring of insulation resistance and transformer health
- **Accelerate fault response** by instantly identifying faulty feeders via fault locators
- **Ensure full IEC compliance** for healthcare environments
- **Reduce maintenance time and cost** by proper scheduling through remote supervision and preventive alarming
- **Simplify deployment** with intuitive interfaces, Modbus communication, and flexible installation
- **Support critical care uptime** with robust, hospital-proven devices trusted worldwide

1. Tailored Offers for Specific Applications and Segments



- > HDPM variants
- > Split or solid core CTs
- > 24 / 36 / 42 / 48 / 72 / 84 channels configuration

1.1 HDPM

*Price On Request

The PowerLogic™ HDPM6000 - New standard for Power Quality Meters as both a standalone three-phase PQM and the foundation for an entire suite of devices: HDPM6000R, HDPM6000S, and HDPM6000B

- > Provides power quality metrics down to the branch circuit allowing users to effectively monitor circuit loads, manage power consumption, allocate energy costs and maximize uptime across their facilities.
- > Makes energy and power quality data immediately actionable and relevant to operational and sustainability goals.
- > Modular platform approach provides scalability and minimizes integration costs, start up time and operational expenses.
- > Asset management
 - Identify increased harmonics in the rack servers to detect a potential disruption
 - Total Harmonics Distortion
 - Waveform capture
- > Display and web page visualization
 - Optional touchscreen display accesses meter data
 - User-friendly web interface allows configuration of branch circuits and commissioning of meter system
- > Data logging and software monitoring
 - Data logging and on-board memory storage
 - EcoStruxure™ PME and Power Operation integration
- > Busway solution
 - Modular, distributed architecture meets data center requirements in an all-in-one solution

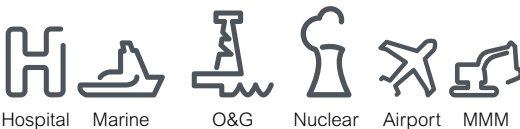


1.2 Insulation Monitoring Devices

*Price On Request

Required as part of an IT earthing system, an Insulation Monitoring Device (IMD) detects the initial fault so you can make repairs before a second fault occurs, which could trigger protective devices and halt operations.

- > Can be used in 3 levels of insulation monitoring.
 - Level 1 : fault detection and signalling, manual fault location (all IMDs)
 - Level 2 : automatic fault location
 - Level 3 : feeder measurement + communication
- > Simple operation and installation.
- > Synchronicity with modern, communicating ungrounded electrical distribution networks.
- > Compliance with international standards - IEC 60364-4-41, IEC 61010-1, IEC 61557-8, IEC 61557-9.
- > Seamless integration into complete solutions.
- > Exclusive measurement of leakage capacitance.
- > Increased property life by enabling preventive and corrective maintenance operations.
- > Stores time-stamped alarms.
- > Insulation fault remote indicator (audible & visual).
- > Electrical fault (transformer overload or circuit breaker tripping) remote indicator (audible & visual).



Hospital Marine O&G Nuclear Airport MMM



Advanced metering for the new electric world

PowerLogic™ PM8000, ION9000 and ION9000T



Distributed generation, renewable energy, electric vehicles and power electronics are transforming today's electrical grid, challenging organizations that rely on power availability for business continuity. Along with these pressures, energy trading transactions are complex with growing concerns in areas such as data accuracy and cybersecurity.

In the new electric world, systems that are efficient, secure, sustainable and resilient create business advantage. With advanced power meters from Schneider Electric – the world's leading power quality and revenue meters – you can keep pace with innovation and help ensure future opportunities for adaptation and growth.

True reliability

Meeting the latest and most stringent international standards compliance for revenue billing and power quality monitoring, and confirmed by third-party lab certificates, PowerLogic advanced meters provide accurate, reliable and cybersecure information.

- 0.1S or 0.2S accuracy: third-party certified in full compliance to IEC 62052-11, IEC62053-22 and ANSI C12.20 2015
- Certified PQI devices with full compliance to IEC61000-4-30, IEC62586-1, IEC62586-2
- One device for both revenue billing and power quality monitoring
- Cybersecurity with secure protocol support (HTTPS, SFTP, SSH terminal); user-based access control, restricted use of unnecessary functions, audit logging, digital signature, secure password storage
- Anti-tampering features, hardware lock



Advanced PowerLogic meters are ready to connect to any SCADA, monitoring, control or billing software system.



Accurate and reliable



Onboard power quality analysis



Modular architecture

2. High Accuracy, Specialized Solutions - for MV/LV Distribution



2.1 PowerLogic™ ION9000T

*Price On Request

The PowerLogic™ ION9000T is your 24/7 power quality expert, providing information, not just data.

- > High-Speed Transient Capture (HSTC) of voltage events 100 nano seconds or longer in duration and up to 10,000 V in magnitude with high speed and disturbance waveform captures, as well as prevent statistics on each transient.
- > Modular, flexible, patented ION™ programmable technology.
- > Industry leading Class 0.1S accuracy IEC 62052-11 ed.2, ANSI C12.20 Class 0.1 (active energy).
- > Patented Disturbance Direction Detection - The meter shall be able to provide a level of confidence that a voltage disturbance occurred upstream or downstream of the meter.
- > Onboard PQ Analysis – Complying with IEC61000-4-30 class A, IEC62586-1 / IEC62586-2, and verified by third-party lab certifications.
- > Onboard pass/fail PQ characterization and assessment according to EN50160 and IEEE519.
- > Cybersecurity event logging, Syslog protocol, HTTPS, SFTP and full control of each communication port.
- > The meter support time synchronisation methods that include Precision Time Protocol, IRIG-B, GPS (RS485), NTP and software command.

2.2 PowerLogic™ ION9000

*Price On Request

ION9000 makes your power network safer, more reliable, efficient, and compliant.



- > Transient detection and capture: events 20 microseconds or longer in duration on any voltage channel with alarm, event log, and waveform capture.
- > 2 GB of standard non-volatile memory.
- > Fully compliant with IEC 61000-4-30 class A ed3 Power Quality standard according to IEC 62586-1 / -2.
- > Provides onboard power quality compliance monitoring according to EN50160 and IEEE519.
- > Can record voltage and current waveforms at 1024 samples per cycle
- > The meter is revenue class compliant to class 0.1S according to ANSI and IEC for both 5A and 1A nominal inputs.
- > Provides a graphical flexible programming capability to allow it to be adapted to nearly any application.
- > Can serve as a Modbus Master in a communication network, either through reading and logging data from other Modbus devices, or serving as a Modbus serial to Ethernet gateway.
- > Provides a level of confidence that a voltage disturbance occurred upstream or downstream of the meter.
- > Provides two color display options; one that is 96mm x 96mm with pushbutton controls and one that is 192mm x 192mm with touchscreen controls.

2. High Accuracy, Specialized Solutions - for MV/LV Distribution



Now
available in
Class A

2.3 PowerLogic™ ION7400

*Price On Request

Providing high accuracy and a wide range of features for transmission and distribution metering, the versatile PowerLogic™ ION7400 series advanced utility meter has the flexibility to change along with your needs.

- > Meets stringent IEC and ANSI measurement accuracy standards including ANSI C12.20 accuracy class 0.2, current class 2 and 10, and IEC 62053-22 Class 0.2S and is fully compliant with IEC 61557-12 PMD.
- > The meter is certified by a third-party laboratory to the power quality standards IEC 61000-4-30, Edition 3 Class 'A' and IEC 62586-2 Edition 2. The meter's low pass anti-aliasing signal filters shall meet the requirements of IEC 61000-4-7.
- > Has sampling rate of 512 Samples/cycle.
- > Has a high-visibility color graphical display that is user programmable to display up to 6 parameters per screen.
- > Provides multi-port Ethernet and serial communications with at least two Ethernet ports and one RS485 serial port.
- > Industrial communication protocols supported by the meter includes Modbus, DNP3, and IEC 61850. The meter provides enhanced cybersecurity features not limited to HTTPS in accordance with TLS 1.2.
- > Has the ability to determine the location of a voltage disturbance by identifying the direction of the disturbance relative to the meter.



Now
available in
Class A

2.4 PowerLogic™ PM8000 Series

*Price On Request

The PowerLogic™ PM8000 series meters are compact, cost-effective multifunction power meters that will help you ensure reliability and efficiency of your power-critical facility.

- > Meets stringent IEC and ANSI measurement accuracy standards including ANSI C12.20 accuracy class 0.2, current class 2 and 10, and IEC 62053-22 Class 0.2S and be fully compliant with IEC 61557-12 PMD.
- > Certified by a third-party laboratory to the power quality standards IEC 61000-4-30, Edition 3 Class 'A' and IEC 62586-2 Edition 2. The meter's low pass anti-aliasing signal filters shall meet the requirements of IEC 61000-4-7.
- > *Feature available in Class A
- > Has a high-visibility color graphical display that is user programmable to display up to 6 parameters per screen.
- > Has the ability to determine the location of a voltage disturbance by identifying the direction of the disturbance relative to the meter. The disturbance direction shall be captured in the device's event log, along with a timestamp and confidence level indicating level of certainty.
- > Meter's on-board web server provides access to real-time values, power quality information, and basic meter configuration.
- > Provides set-point driven alarming capability.
- > Captures voltage and current channels for sub-cycle disturbances, as well as multi-cycle sags, swells and outages in quick succession, without dead time between recordings.



The new benchmark in competitive, precision metering

PowerLogic™ PM55/56/5700 Series

The highly capable PowerLogic™ PM5500, PM5600, and PM5700 power meters combine multiple features that are not typically found in basic range power meters: power quality capabilities, residual current monitoring, and MID conformance. This combination of features merge with industry-leading measurement accuracy to match the requirements of energy cost management applications in buildings and industry. Compliant with stringent international metering standards, these meters remove any uncertainty in billing for energy consumption and ensure a high level of performance that non-compliant devices cannot match.

Allocate energy costs, perform tenant sub-billing, pinpoint energy savings, optimize equipment efficiency and utilization, and perform a basic assessment of the power quality in your electrical network.

Residual Current Monitoring

- Proactively identify residual current to maximize electrical distribution uptime, reduce risk of faults, and improve safety

Power Quality Monitoring

- Identify power quality events to avoid downtime, prevent equipment damage

LVDC Control Power Option (24V DC)

- Continuously monitor system and log data, even during an outage or voltage instability, in addition to significant installation and material cost savings DNP3.0 Protocol
- Seamless tie-in to new or existing utility and heavy industrial applications without the need for additional gateways or protocol converters

Analog Inputs

- Monitor electrical and non-electrical parameters (e.g. temperature, flow rate, pressure etc.)

3. High Accuracy, Compact, Power Meters - for HV/MV/LV Distribution



3.1 PowerLogic™ PM5000

The PowerLogic™ PM5000 series power meters are the new benchmark in affordable, precision metering.

- > Easy to install and operate.
- > Easy for circuit breaker monitoring and control with two Relay outputs (PM5330, PM5340.)
- > Identify power quality events to avoid downtime, prevent equipment damage.
- > Load management combined with alarm and timestamping
- > High performance and accuracy - Provides Class 0.2S accuracy per IEC 62053-22 standard.
- > Residual Current Monitoring in PM5660 and PM5760
- > Voltage sag and swell detection with waveform capture in PM5650 and PM5760.
- > Individual Harmonics up-to 63rd (PM5560), 31st (PM53xx) & 15th (PM51xx) THD, TDD.
- > Onboard BACnet/IP, EtherNet/IP, and DNP3.0 protocol support
- > Demand prediction based on sliding, fixed and rolling block, thermal methods.
- > Data logging upto 16 parameters.
- > WAGES Monitoring.
- > Allocate energy costs, perform tenant sub-billing, pinpoint energy savings, optimize equipment efficiency and utilization and perform a basic assessment of the power quality in your electrical network.

| Product | Description | Reference | Unit MRP [₹] |
|---------|---|-------------|--------------|
| PM5760 | CI 0.2S, 63rd Harmonic, 1.1 MB, 2DI/2DO, RS-485, Ethernet, Wave-Form Capture and Sag/Swell, RCM | METSEPM5760 | 155063 |
| PM5660 | CI 0.2S, 63rd Harmonic, 1.1 MB, 2DI/2DO, RS-485, Ethernet, RCM | METSEPM5660 | 129439 |
| PM5650 | CI 0.2S, 63rd Harmonic, 1.1 MB, 4DI/2DO, RS-485, Ethernet, Wave-Form Capture and Sag/Swell | METSEPM5650 | 135682 |
| PM5580 | CI 0.2S, 63rd Harmonic, 1.1 MB, 4DI/2DO, RS-485, Ethernet | METSEPM5580 | 101929 |
| PM5570 | CI 0.2S, 63rd Harmonic, 1.1 MB, 2DI/2AI/2DO, RS-485, Ethernet | METSEPM5570 | 99734 |
| PM5560 | CI 0.2S, 63rd Harmonic, 1.1 MB, 4DI/2-DO, RS-485, Ethernet | 30003008D | 98921 |
| PM5340 | CI 0.5S, 31st Harmonic, 256 kB, 2DI/2DO/2-Relay, Ethernet | 30003007D | 57860 |
| PM5320 | CI 0.5S, 31st Harmonic, 256 kB, 2DI/2DO, Ethernet | 30003005D | 53929 |

3. High Accuracy, Compact, Power Meters - for HV/MV/LV Distribution



3.2 Smart Demand Controller - EM7200

EasyLogic™ EM7230 / EM7280 / EM7290 is a smart demand controller for optimizing maximum demand charges in LV or MV circuits.

- > Accuracy Class 0.2, 0.5S and Class 1.0 as per IEC 62053 21/22.
- > True RMS measurement 64 samples per cycle.
- > Power quality analysis: THD % measurements and Individual harmonics up to 31st order for voltage and current, per-phase.
- > Demand management: Simultaneous display of peak, present, predicted & rising demands of all the four demand parameters (W, VA, VAR, Amps) configurable for 1 to 30 minutes interval with prediction and spare load.
- > Multi-tariff energy - 4 multi tariff registers, can be activated through RTC.
- > On board 3 Form C mechanical relays for Demand control and management.
- > PF Lock features for advanced Revenue metering.
- > On board Modbus RTU RS-485 communication port.
- > Billing: Tenant billing/utility meter cross check (where local regulations are not applicable).
- > 4 Highs' & 4 Lows' for Instantaneous and Demand parameters with Date & Time stamp.

| Product | Description | Reference | Unit MRP [₹] |
|---------|--|-----------|--------------|
| EM 7290 | Demand Controller CI0.2 ⁽⁺¹⁾ , RS-485 | 30002975 | 78738 |
| EM 7280 | Demand Controller CI0.5S, RS-485 | 30002198 | 61422 |
| EM 7230 | Demand Controller CI1.0, RS-485 | 30002055 | 56697 |

3. High Accuracy, Specialized Solutions- for MV/LV Distribution



3.3 EasyLogic™ PM2000 Series

Offering all the measurement capabilities required to monitor and electrical installation in a single 96 x 96 mm unit, with LED or LCD display options.

- > Energy Standard - Class 0.5S /1.0 as per IEC 62053-22 / 21.
- > Easy to install: Mounts using two clips, no tools are required.
- > Easy to operate: Intuitive navigation with self guided menus and test LED at the front panel used for test and calibration of the meter on site or laboratory.
- > Power quality analysis: Offers THD measurements and Individual harmonics up to 15th order in PM2x20 variants and up to 31st in PM2x30 variants.
- > Load management: Simultaneous display of peak, present, predicted & rising demands of all the four demand parameters.
- > Billing: Tenant billing/utility meter cross check.
- > Password: Field configurable password for securing set up information and prevent tampering of integrated values.
- > Cyber security: Option for disabling RS-485 port through front panel keys against unauthorized access. It helps during installation and trouble shooting of communication network.
- > 12am snap shot: The values from summary page will be stored as snap shot and refreshed by next day 12am.
- > Rate counters: 2 configurable counters display values in custom specified units based on energy recorded (e.g., kgCO2 carbon emission or energy cost).

| Product | Description | Reference | Unit MRP [₹] |
|----------------------------|--|--------------------|--------------|
| PM2230 | Cl 0.5S, LCD display, 31st Harmonics, RS-485, 12 AM Snapshot, kgCO2 counters | METSEPM2230D | 41361 |
| PM2220 | Cl 1.0, LCD display, 15th Harmonics, RS-485, 12 AM Snapshot, kgCO2 counters | METSEPM2220D | 38051 |
| PM2130 | Cl 0.5S, LED display, 31st Harmonics ⁽⁺¹⁾ , RS-485 | METSEPM2130D | 39616 |
| PM2K2DIDO ⁽⁺²⁾ | Module with 2-Digital input and Relay outputs for PM2x30 meter | METSEPM2KDGTLIO22D | 4281 |
| PM2K1AIAO ⁽⁺²⁾ | Module with 1 each Analog input and output for PM2x30 meter | METSEPM2KANLGIO11D | 5077 |
| PM2K2AIAO ⁽⁺²⁾ | Module with 2-Analog inputs and outputs for PM2x30 meter | METSEPM2KANLGIO22D | 6184 |
| PM2K2DI2RO ⁽⁺²⁾ | Module with 2-Digital input and Relay outputs for PM2x30 meter | METSEPM2K2DI2ROD | 6016 |

⁽⁺¹⁾Through communication only

⁽⁺²⁾Any one IO module can be used at a time with PM2130 or PM2230 meter. The control power range with IO module shall be 72 to 304 V AC L-N or 90 to 304 V DC.



Envisioning **Atmanirbhar Bharat**
by creating world-class products in
India, for India and the world



EasyLogic™ Series and PowerLogic™ Series

4. India's Most Sold Multifunction Meters



Green Premium Eco-Mark

4.1 EasyLogic™ EM6400NG+

EM6400NG+, is an enhanced version of EM6400NG and legacy EM6400 meter series with innovative features to meet the needs of energy efficient India.

- > Energy standards: Active energy Class 0.5S/ Class 0.2 as per IEC 62053-22, Active energy Class 1.0 as per IEC 62053-21. Reactive energy Class 1 as per IEC 62053-24.
- > LED display: Intuitive navigation with self-guided, three buttons, LEDs of height ~14.2 mm (0.55 in), and three lines of concurrent values.
- > Compliant to IEC 61557-12: PMD/[SD|SS]/K55/1 for Class 1 and PMD|SD|SS|K55/0.5 for Class 0.5S and Class 0.2 (for firmware version 1.3.0 and higher).
- > Power quality analysis: The EM6400NG+ offers THD % measurements and Individual harmonics up to 15th order for voltage and current parameters, per-phase basis.
- > Load management: Peak demands of all the four demand parameters (W, VA, VAR, Amps) with date and time stamp.
- > Communication – Pulse output, RS485.
- > Cybersecurity: Option for disabling RS-485 port through front panel keys against unauthorized access. This feature can also be used for toggling between the RTU devices in case of limited availability of nodes in software system.
- > Suppression current: To disregard induced or negligible current flowing in the circuit, minimum value of current detection can be settable from 5 to 99 mA, default is 5 mA.
- > Green premium: EOL, REACH, PEP, RoHS compliance.

| Product | Description | Reference | Unit MRP [₹] |
|-----------|---|-------------------|--------------|
| EM6400NG+ | Cl 0.2, LED display, THD, 15th Harmonics, RS-485 | METSEEM6400NGRSL2 | 38306 |
| EM6400NG+ | Cl 0.5S, LED display, THD, 15th Harmonics, RS-485 | METSEEM6400NGRSL5 | 26622 |
| EM6400NG+ | Cl 1.0, LED display, THD, 15th Harmonics, RS-485 | METSEEM6400NGRSL1 | 21319 |
| EM6400NG+ | Cl 0.5S, LED display, THD, 15th Harmonics, POP | METSEEM6400NGPOL5 | 18500 |
| EM6400NG+ | Cl 1.0, LED display, THD, 15th Harmonics, POP | METSEEM6400NGPOL1 | 16479 |


* Conzerv is now EasyLogic™



Introducing new range of **Hexa Series**

EasyLogic™ PM11XXH Series

- Energy Import and Export
- Conformal coating
- Digital Input Relay Output
- Accuracy Class : Class 1.0 & Class 0.5S for Active Energy



EasyLogic™ Series

5. India's Most Trusted, Reliable and Accurate Load Managers



5.1 Hexa Series EM64XXH and PM1130H Meters

Ideal replacement for multiple analog meters for stand-alone metering in custom panels, switch boards, switch-gear, genset panels, motor control centres, power factor improvement panels, and OEM panel board.

- > Energy standards: Active energy Class 0.5 as per IEC 62053-22, Active energy Class 1.0 as per IEC 62053-21. Reactive energy Class 1 as per IEC 62053-23.
- > Favourite page: The device enables user with the option to select parameters to be set in favourite page on in EM6436H.
- > Power and energy: measurement, display and recording of any one power and corresponding energy parameters simultaneously in EM6433H, EM6436H and EM6438H - W/Wh or VA/ VAh or VAR/ VARh.
- > Compliant to IEC 61557-12: PMD/[SD|SS]/K70/1 for Class 1 and PMD/[SD|SS]/K70/0.5 for Class 0.5S.
- > Analog load bar in LED display type: The colour-coded analog load bar at the front side indicates the percentage of load through 12 LED's with the option to select full scale based on connected load.
- > Protective cover: Tamper-proof terminal screws do not detach from housing.
- > Password: Field configurable password for securing set up information and prevents tampering of integrated values.
- > Cyber security: Option for disabling RS-485 port through front panel keys against unauthorized access.

| Product | Description | Reference | Unit MRP [₹] |
|---------|--|--------------------|--------------|
| PM1130H | CI 0.5, LED display, Demand, THD, RS-485, 1 Relay, Dual Source P&E | METSEPM1130HCL05RD | 23571 |
| EM6438H | CI 0.5, LED display, RS-485, Dual Source P&E | METSEEM6438HCL05RS | 11578 |
| EM6438H | CI 1.0, LED display, RS-485, Dual Source P&E | METSEEM6438HCL10RS | 10748 |
| EM6436H | CI 0.5, LED display, RS-485, MFM | METSEEM6436HCL05RS | 15164 |
| EM6436H | CI 1.0, LED display, RS-485, MFM | METSEEM6436HCL10RS | 13098 |
| EM6436H | CI 1.0, LED display, No Communication, MFM | METSEEM6436HCL10NC | 10938 |
| EM6433H | CI 0.5, LED display, RS-485, A + P & E | METSEEM6433HCL05RS | 10737 |
| EM6433H | CI 1.0, LED display, RS-485, A + P & E | METSEEM6433HCL10RS | 10113 |
| EM6459H | CI 0.5, LED display, RS-485, VAF + PF | METSEEM6459HCL05RS | 11406 |
| EM6459H | CI 1.0, LED display, RS-485, VAF + PF | METSEEM6459HCL10RS | 10702 |
| EM6459H | CI 1.0, LED display, No Communication, VAF + PF | METSEEM6459HCL10NC | 8359 |

5. India's Most Trusted, Reliable and Accurate Load Managers



5.2 Hexa Series LCD Range

Offering all the measurement capabilities required to monitor the electrical installation in 132 * 32 pixels LCD display.

- > Energy standards: Active energy Class 0.5 as per IEC 62053-22, Active energy Class 1.0 as per IEC 62053-21. Reactive energy Class 2 as per IEC 62053-23.
- > LCD display: Elegant single row, bright back lit graphical LCD display 132 * 32 pixels, Fast in-line view, three parameters name and value at one glance.
- > Power and energy: measurement, display and recording of three power and corresponding energy parameters simultaneously in PM1225H - W/Wh, VA/ VAh and VAR/ VARh.
- > Communication : RS-485 serial channel connection Industry standard Modbus RTU protocol.
- > IP degree of protection: IP 51 front side, IP 30-meter body, tested as per IEC 60529 - upgrade to IP65 front side with Optional accessory kit METSEIP65OP96X96FF.
- > Password: Field configurable password for securing set up information and prevents tampering of integrated values.
- > Smart line indicators in LCD display meter: Helps check the presence of input supply voltage (healthy phase).
- > Suppression current: To disregard the measurement of induced and panel auxiliary load current in the circuit (settable from 5 to 99 mA).

| Product | Description | Reference | Unit MRP [₹] |
|---------|---|-----------------|--------------|
| PM1230H | CI 0.5, LCD display, Demand, THD, RS-485, Dual Source P&E | METSEPM1230HCL5 | 21737 |
| PM1225H | CI 0.5, LCD display, Restricted MFM, RS-485 | METSEPM1225HCL5 | 30177 |
| PM1225H | CI 1.0, LCD display, Restricted MFM, RS-485 | METSEPM1225HCL1 | 23817 |
| EM1220H | CI 0.5, LCD display, Load Manager, RS-485 | METSEEM1220HCL5 | 16029 |
| EM1220H | CI 1.0, LCD display, Load Manager, RS-485 | METSEEM1220HCL1 | 13965 |

5. India's Most Trusted, Reliable and Accurate Multifunction Meters



5.3 Hexa Series PM112XH Series

Assured quality that you can trust to meet your needs throughout its lifecycle.

- > Energy standards: Active energy Class 0.5 as per IEC 62053-22, Active energy Class 1.0 as per IEC 62053-21. Reactive energy Class 2 as per IEC 62053-23.
- > LED display: Intuitive navigation with self-guided, four buttons, 8 segment alphanumeric LEDs of height ~14.2 mm (0.55 in), and three lines of concurrent values with Kilo & Mega value indicators.
- > Power and energy: measurement, display and recording of three power and corresponding energy parameters simultaneously in PM1125H - W/Wh, VA/ VAh and VAR/ VARh.
- > Communication: RS-485 serial channel connection Industry standard Modbus RTU protocol.
- > PM1120H, measurement and display of any one power parameter at a time - configurable through set-up/ communication. Energy measurement depends on type of power parameter selected during set up (W/Wh or VA/VAh or VAR/VARh).
- > Delivered & Received or Forward & Reverse or Import & Export energy (4 quadrant) - Accumulated or Integrated active (Real - Wh), reactive (VARh), apparent (VAh). 2 quadrant energy measurement in PM1120H.
- > Suppression current: To disregard the measurement of induced and panel auxiliary load current in the circuit (settable from 5 to 99 mA).

| Product | Description | Reference | Unit MRP [₹] |
|------------------------|---|--------------------|--------------|
| PM1120H ^(*) | CI 1.0, LED display, Demand, THD, RS-485, P & E | METSEPM1120HCL10RD | 20760 |
| PM1125H | CI 0.5, LED display, Demand, THD, RS-485, MFM | METSEPM1125HCL05RD | 28528 |
| PM1125H | CI 1.0, LED display, Demand, THD, RS-485, MFM | METSEPM1125HCL10RD | 22811 |

^(*)Measurement and display of any one power parameter at a time (W/Wh or VA/VAh or VAR/VARh).



5.4 Hexa Series PM11XXH Series

The EasyLogic™ PM1000H Series basic power and energy meters with the option of Conformal Coating and DIRO

- > Digital Input Relay Output (DIRO): Ensures compatibility and functionality with DIRO systems.
- > Conformal Coating: Provides protection against environmental factors, enhancing durability.
- > Energy Import and Export: Measures both energy consumption and generation for comprehensive energy management.
- > Sampling Rate: Offers detailed measurement accuracy by sampling 32 times within each cycle.
- > Harmonics: Includes analysis of up to the 15th harmonic for comprehensive power quality assessment.
- > Accuracy Classes:
 - Class 1.0 for active energy as per the test limits given in IEC 62053-21 and IEC 61557-12
 - Class 0.5S for active energy as per the test limits given in IEC 62053-22 and IEC 61557-12
 - Class 2.0 for reactive energy as per the test limits given in IEC 62053-23 and IEC 61557-12

| Product | Description | Reference | Unit MRP [₹] |
|-----------|--------------------------------------|-------------------|--------------|
| PM1110 | PM1110H Power meter Class 0.5 RS485 | METSEPM1110HCL05 | 13783 |
| PM1110 | PM1110H Power meter Class 1.0 RS485 | METSEPM1110HCL1 | 13126 |
| PM1125 CC | PM1125HC Power meter Class 0.5 RS485 | METSEPM1125HCCL05 | 17367 |
| PM1140 | PM1140H Power meter Class 1.0 RS485 | METSEPM1140HCL1 | 18525 |
| PM1140 | PM1140H Power meter Class 0.5 RS485 | METSEPM1140HCL5 | 19451 |

Stay on top of it
with **PowerTag**



Give your business a competitive edge with
PowerTag wireless energy sensors

With PowerTag Energy, you can add innovation to any project with one simple action. Even in panels where space is at a premium, you can easily tag circuit breakers up to 630 A to help your customers reduce costs and improve efficiency. As a connected product, PowerTag Energy is a key part of ExoStruxure Power – Schneider Electric's IoT-enabled, open and interoperable architecture. And a small-but-impressive solution your customers will appreciate.



se.com/poweritag

* Secure it: As part of the Acti 9 communication system, PowerTag monitors loads and identifies load imbalances and overload levels before a trip occurs. PowerTag also alerts you to voltage losses, so you save time recovering your installation in the event of load downtime. An email alert means you can take preventive action thus avoiding potential downtime. © 2020 Schneider Electric. All Rights Reserved. Life Is On Schneider Electric is a trademark and the property of Schneider Electric SE, its subsidiaries and affiliated companies. 998-20959054_GMA_630A_image63A_PanelBuilder_print ad.indd

6. PowerTag - World's Smallest Energy Sensor



6.1 PowerTag for MCB

Monitor Your Energy

- > Real time U, V, I, P, PF.
- > Active energy metering (Class 1 EN 61557-12) partial and total.
- > Load balance overview for 3P.

Improve your Maintenance

- > Pre Alarm on overload.
- > Specific "alarms" for U, I, P.
- > Alarm on feeder voltage loss.

| Product | Description | Reference | Unit MRP [₹] |
|----------|---|-----------|--------------|
| PowerTag | PowerTag Energy M63 1P+W | A9MEM1520 | 12658 |
| PowerTag | PowerTag Energy M63 1P+N Top | A9MEM1521 | 12658 |
| PowerTag | PowerTag Energy M63 1P+N Bottom | A9MEM1522 | 12658 |
| PowerTag | PowerTag Energy M63 3P | A9MEM1540 | 25550 |
| PowerTag | PowerTag Energy M63 3P+N Top | A9MEM1541 | 25550 |
| PowerTag | PowerTag Energy M63 3P+N Bottom | A9MEM1542 | 25550 |
| PowerTag | PowerTag Energy F63 1P+N | A9MEM1560 | 13906 |
| PowerTag | PowerTag Energy F63 3P+N | A9MEM1570 | 27846 |
| PowerTag | PowerTag Energy F63 - 3P | A9MEM1573 | 26521 |
| PowerTag | PowerTag Energy Sensor 160A -F160 - 3P/3P+N | A9MEM1580 | 34247 |
| PowerTag | PowerTag Energy Sensor Rope 200A - R200 - 3P/3P+N | A9MEM1590 | 64167 |
| PowerTag | PowerTag Energy Sensor Rope 600A - R600 - 3P/3P+N | A9MEM1591 | 67046 |
| PowerTag | PowerTag Energy Sensor Rope 800A - R1000 - 3P/3P+N | A9MEM1592 | 71668 |
| PowerTag | PowerTag Energy Sensor Rope 2000A - R2000 - 3P/3P+N | A9MEM1593 | 75136 |




6.2 PowerTag for MCCB

- > Can also be installed in existing panels, designed to enhance the monitoring of your electrical assets.
- > Simplifies the connectivity of individual breakers to a Building Management System (BMS) along with ease of installation.
- > Visualize in real-time on your Smartphone or PC.

| Product | Description | Reference | Unit MRP [₹] |
|----------|--|-----------|--------------|
| PowerTag | ENERGY SENSOR POWERTAG NSX - M250 3P | LV434020 | 43906 |
| PowerTag | ENERGY SENSOR POWERTAG NSX - M250 3P+N | LV434021 | 48122 |
| PowerTag | ENERGY SENSOR POWERTAG NSX - M630 3P | LV434022 | 75887 |
| PowerTag | ENERGY SENSOR POWERTAG NSX - M630 3P+N | LV434023 | 83117 |

6. PowerTag - World's Smallest Energy Sensor (cont.)



6.3 Smartlink

- > Compliance to IEC/EN 61131-2.
- > Protection Monitoring – Device Status and alarm notifications.
- > Load Control / Switching through Contactors and Impulse Relays.
- > Energy Monitoring through pulse meters.
- > Alarm over email and analog sensors (temperature / humidity) with Smartlink Ethernet.
- > Plug & Play – Pre fabricated cables and in built web pages.
- > Rated Voltage: 24V DC.

| Product | Description | Reference | Unit MRP [₹] |
|-----------|------------------|-----------|--------------|
| Smartlink | Smartlink Modbus | A9XMSB11 | 60815 |

6.4 Communication Auxiliaries

| Description | Reference | Unit MRP [₹] |
|--------------------------------|-----------|--------------|
| Mounting Kit for Din Rail | A9XMFA04 | 2487 |
| Prefabricated Cables M | A9XCAM06 | 9185 |
| Locking Clips for Multiclip 80 | A9XMLA02 | 1084 |
| Connectors 5 Pin | A9XC2412 | 12653 |
| Prefabricated Cables L | A9XCAL06 | 10444 |
| Prefabricated Cables S | A9XCAS06 | 9094 |
| SEMI - Prefabricated Cables U | A9XCAU06 | 6278 |



Energy metering integration made simple

Acti9 iEM2000 and iEM3000 series
Intelligent Energy Meters



se.com/in

7. DIN Rail Mount Meters - Accurate, Flexible Power Meters



7.1 PowerLogic™ PM3200 Series

Cost-attractive, feature-rich range of DIN rail mounted power meters that offers all the measurement capabilities required to monitor an electrical installation.

- > Energy standards: Active energy Class 0.5S as per IEC 62053-22, Active energy Class 1.0 as per IEC 62053-21. Reactive energy Class 2 as per IEC 62053-23 and IEC 61557-12.
- > Supported monitoring parameters include a full range of 3-phase voltage, current, power, energy, and demand measurements, power factor, frequency and total harmonic distortion.
- > Support four-quadrant metering at 32 samples per cycle.
- > Backlit dot-matrix LCD display, anti-glare and scratch resistant with a minimum of 128 x 96 pixels, capable of displaying four values in one screen simultaneously.
- > Onboard data logging to log energy data and alarms.
- > Supports up to 18 set-point driven alarms.
- > Multi-tariffs meter with up to 4 tariffs and can be controlled by internal real-time clock, digital input or communication.
- > Has Import and Export | Active and Reactive Energy Measurement.
- > Equipped with Anti-tamper security feature to ensure the integrity of the measurements.

| Product | Description | Reference | Unit MRP [₹] |
|---------|-------------------------------|-------------|--------------|
| PM3255 | Power meter + 2 DIDO | METSEPM3255 | 27034 |
| PM3250 | Power meter with RS-485 port | METSEPM3250 | 26325 |
| PM3210 | Power meter with pulse output | METSEPM3210 | 24636 |

7. DIN Rail Mount Meters - Accurate, Flexible Power Meters



7.2 PowerLogic™ iEM2000 and iEM3000 Series

Cost-attractive, feature-rich, Acti9 energy meters are perfect for helping your customers' installations become more energy efficient.

- > Accuracy class 1.0 and 0.5S (IEC 62053-21/22:2020) for active energy metering.
- > Compliance to regulations EN50470-1/3, IEC 61557-12, IEC 62053-21/22/23: 2020, IEC 62052-31:2015, IEC 62052-11:2020.
- > Bottom-to-bottom, direct connection with ratings: 40 A (iEM2000 models), 63 A (iEM3100 models), 100 A (iEM24x5 models) and 125 A (iEM3300 models).
- > Four-quadrant metering to differentiate energy consumption.
- > Additional parameters (Voltage, Current, PF, Frequency, Power - active, reactive, apparent) to monitor network balance and overload behavior.
- > Save up to four different time slots to manage multiple tariffs (peak/off-peak, workday/weekend).
- > Use the meter as a pulse counter for another meter (WAGES monitoring).
- > kW overload alarm helps prevent utility demand charges.
- > Control tariffs via digital inputs, internal clock, or communication.
- > Antitamper sealing parts prohibit accessibility to all metering connections.
- > Well protected for normal use: IP40 on front face, IP20 inside cabinet.

| Product | Description | Reference | Unit MRP [₹] |
|---------|---|-----------|--------------|
| iEM2435 | Power and Energy meter, CI 1, M-Bus, MID, 2 tariffs, 2 pulse outputs, 4 quadrants, LCD display | A9MEM2435 | 21011 |
| iEM2455 | Power and Energy meter, CI 1, RS-485, MID, 2 tariffs, 2 pulse outputs, 4 quadrants, LCD display | A9MEM2455 | 19454 |
| iEM3110 | Energy meter with pulse output | A9MEM3110 | 19109 |
| iEM3150 | Energy meter, RS-485 | A9MEM3150 | 20874 |
| iEM3155 | Advanced multi-tariff energy meter, RS-485 | A9MEM3155 | 22114 |
| iEM3165 | Advanced multi-tariff energy meter, BACnet MS/TP | A9MEM3165 | 27707 |
| iEM3210 | Energy meter with pulse output | A9MEM3210 | 17194 |
| iEM3235 | Advanced multi-tariff energy meter, M-Bus | A9MEM3235 | 33113 |
| iEM3250 | Energy meter, RS-485 | A9MEM3250 | 18771 |
| iEM3255 | Advanced multi-tariff energy meter, RS-485 | A9MEM3255 | 20016 |
| iEM3265 | Advanced multi-tariff energy meter, BACnet MS/TP | A9MEM3265 | 28556 |
| iEM3310 | Energy meter with pulse output | A9MEM3310 | 26448 |
| iEM3350 | Energy meter, RS-485 | A9MEM3350 | 28034 |
| iEM3355 | Advanced multi-tariff energy meter, RS-485 | A9MEM3355 | 29160 |
| iEM3365 | Advanced multi-tariff energy meter, BACnet MS/TP | A9MEM3365 | 32946 |
| iEM3555 | Advanced multi-tariff energy meter, RS-485 | A9MEM3555 | 36517 |



IoT for an intelligent power network

EcoStruxure™ Panel Server



EcoStruxure Panel Server is the next generation of gateway, providing a seamless connection of wired or unwired smart IoT devices to your edge control software or advisor. It is a foundational enabler for Schneider Electric EcoStruxure solutions.

Electrical safety

Panel Server is an integral part of Schneider Electric's continuous thermal monitoring application, helping reduce risk of electrical fires, increase people and assets protection. Implement the thermal monitoring of your electrical panel by connecting thermal and heat sensors to your Panel Server.

Power availability

Electrical distribution monitoring and power event analysis help avoid unplanned downtime caused by electrical failure. Panel server collects real-time data and alarms, presenting information through embedded webpages, making it available to edge control software or advisor for electrical system diagnostics. Use embedded webpages for first-level monitoring or monitor from your edge control.

Optimize energy efficiency

Improve your facility's energy efficiency and reduce energy consumption with energy usage analysis and performance tracking. Panel Server collects and shares energy data to help achieve your energy conservation initiatives. It is certified as part of an energy data management system according to ISO 50001, 50002, 50006.

Cybersecurity

Guarding your electrical assets and systems against cyberattacks is vital. Panel server is an IEC 62443 compliant device and is central to the IEC 62443-3-3 SL1 certified EcoStruxure Power system. Use Cybersecurity Admin Expert to manage user accounts, define your cybersecurity policy and retrieve security logs.



EcoStruxure Panel Server gives you access to the information you need to protect, maximize and optimize your power system.



Help keep people and assets safer



Maximize power availability



Optimize energy efficiency



Improve cybersecurity

se.com/in

EcoStruxure™ Panel Server

IoT for an intelligent power network

All-in-one gateway

- Separates your OT network from your IT network
- Wireless data concentrator
- Modbus RS485 to Modbus TCP
- Supports multiple Ethernet connections for serving information to edge control software and cloud applications

Simple commissioning

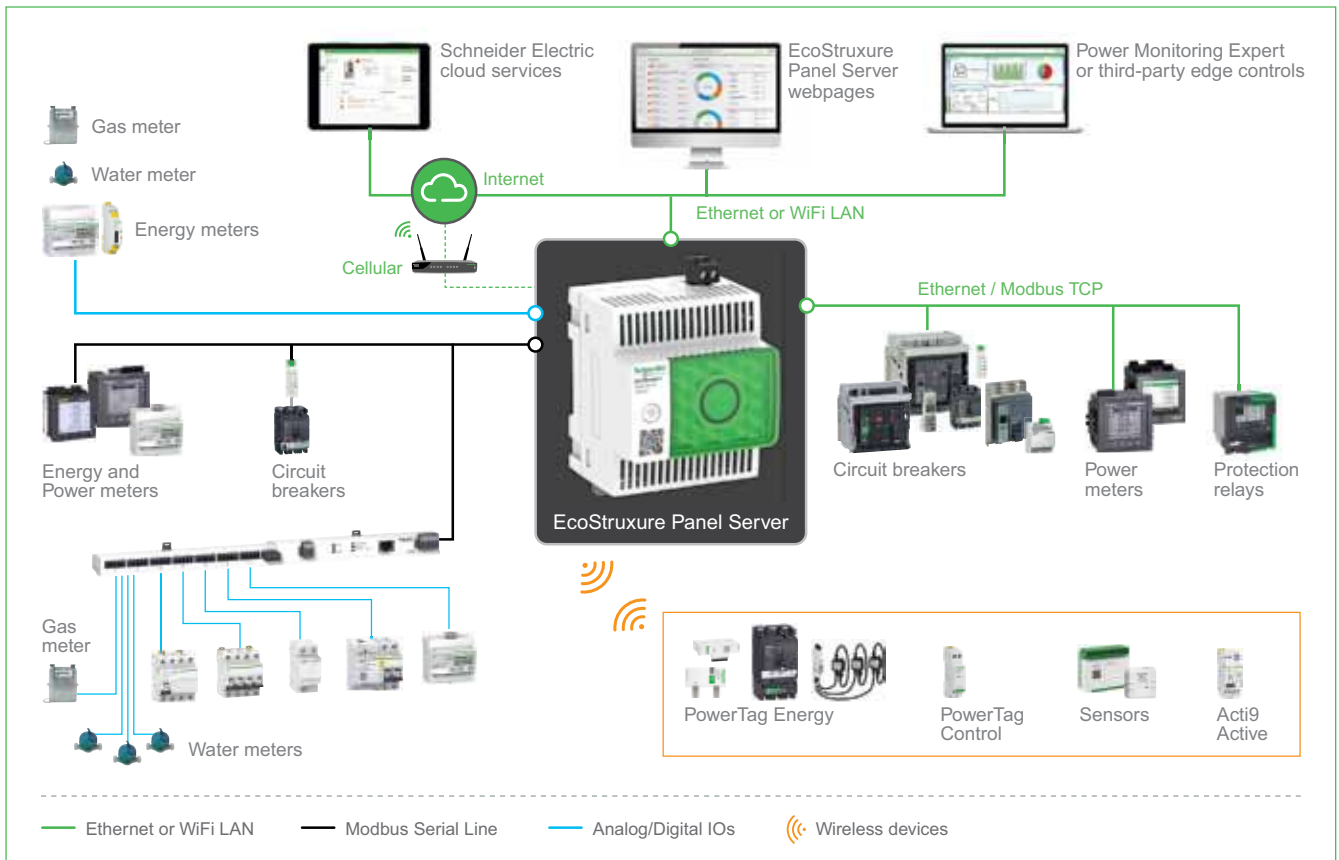
- EcoStruxure Power Commission software
- Device auto discovery
- Generation of acceptance reports to validate gateway configuration
- Commission via Bluetooth® or WiFi

Intuitive operation

- User-friendly webpages offer first-level monitoring
- Contextualized data and operational insights
- Simple alarm setup for email notification
- Standardized IEC 62974-1 compliant datalogger and energy server



Architecture overview



8. Ethernet Communication Gateways

8.1 Ethernet Communication Gateway Server / Converters

Panel Server



- > Retrieve data from wireless & Modbus devices.
- > Connect to edge control systems & cloud applications.
- > Plug & Play easy commissioning.
- > User friendly embedded webpages.
- > Cybersecurity at the core.

| Product | Description | Reference | Unit MRP [₹] |
|------------------------|--|-----------|--------------|
| Panel Server Universal | Panel Server Universal with 24V DC power supply | PAS600L | 50381 |
| | Panel Server Universal with 100-277 V AC/DC power supply | PAS600 | 50381 |
| | ESX PANEL SERVER UNIV. WIRE DESIGN 24VDC | PAS600LWD | 43575 |
| Panel Server Entry | Panel Server Entry with 110-277VACDC | PAS400 | 30532 |
| Panel Server Advanced | Panel Server Advanced with 110-277VACDC | PAS800 | 91596 |
| | Panel Server Advanced with 24VDC | PAS800L | 91596 |

Accessories for Power Monitoring NEW

| Description | Reference | Unit MRP [₹] |
|--|--------------------|--------------|
| IP65 protection cover for PM5XXX, PM2XXX, NG+ and Hexa | METSEIP65OP96X96FD | 4555 |

9. LCD Display Energy Meters & VAF+PF Meters



9.1 EM1000 / EM1200 Series

Power & Energy Meter for electrical load and energy monitoring

- > Accuracy Class 1.0, 0.5.
- > Elegant single row backlit LCD display.
- > Monitors: PF, W/VA/Var.
- > Three parameters, name and value at single glance with direct reading of primary values.
- > Smart line indicators to check the healthy phase of input voltage.
- > Pulse output / RS485 communication port with Modbus RTU protocol.

| Product | Description | Reference | Unit MRP [₹] |
|---------|------------------|-----------|--------------|
| EM1200 | EM1200 CI0.5 RS | 30002572 | 6271 |
| EM1000 | EM1000 CI0.5 POP | 30002571 | 5384 |
| EM1200 | EM1200 CI1.0 RS | 30002565 | 5168 |
| EM1000 | EM1000 CI1.0 POP | 30002568 | 4259 |



9.2 DM 6100 Series

High durability, sleek LCD display VAF+PF meters

- > Accuracy Class 1.0, 0.5.
- > Elegant single row, backlit LCD display.
- > Monitors: V, A, F, PF.
- > Three parameters, name and value at single glance with direct reading of primary values.
- > Four smart keys for easy navigation.
- > Smart line indicators to check the healthy phase of input voltage.
- > RS485 communication port with Modbus RTU protocol.

| Product | Description | Reference | Unit MRP [₹] |
|---------|-----------------|-----------|--------------|
| DM6300 | DM6300 CI0.5 RS | 30002570 | 5192 |
| DM6100 | DM6100 CI0.5 | 30002569 | 4099 |
| DM6300 | DM6300 CI1.0 RS | 30002566 | 4945 |
| DM6100 | DM6100 CI1.0 | 30002567 | 3904 |

10. CE compliance - Volt/Amp/ frequency meter



10.1 EasyLogic™ DM3000 / DM1000

Digital panel meters for measurement of Volt / Amps / Frequency electrical parameters.

- > Accuracy 0.5 % on full scale for Volt & Amps and 0.2 % for Frequency.
- > CE certification as per IEC 61010-1 Edition 3.
- > Easy to operate: Intuitive navigation with single button for self-guided menus.
- > EMI/EMC tests as per IEC 61326-1.
- > Control power options: Universal range 44 to 275 V L-N AC/DC.
- > Panel key: Single key for programming, navigation or as selector switch.
- > Green premium Ecolabel product.

| Product | Description | Reference | Unit MRP [₹] |
|---------|------------------------------|-----------|--------------|
| DM3210 | Three phase Voltmeter CI0.5 | 30002965 | 3953 |
| DM3110 | Three phase Ammeter CI0.5 | 30002964 | 3953 |
| DM1210 | Single phase Voltmeter CI0.5 | 30002962 | 2683 |
| DM1110 | Single phase Ammeter CI0.5 | 30002961 | 2683 |
| DM1310 | Frequency meter CI0.2 | 30002963 | 2042 |

11. Just the Basics - Voltage / Ampere / Frequency Meters



11.1 Just the Basics - Voltage / Ampere / Frequency Meters

Digital panel meters which can be used in industrial and commercial settings for measurement of Volt / Amps / Frequency electrical parameters

- > Accuracy 0.5 % on full scale for Volt & Amps and 0.2 % for Frequency.
- > Easy to operate: Intuitive navigation with single button for self-guided menus.
- > Panel key: Single key for programming, navigation or as selector switch.
- > LED display: 7 segment numeric LEDs of height ~14.2 mm (0.55 in) with 4 digits display in one row with kilo value indicator.
- > Bright LED indicators - Kilo & Phase indications for measured value.
- > Compact meter with 43.5 mm depth behind the panel.

| Product | Description | Reference | Unit MRP [₹] |
|---------|------------------------------|-----------|--------------|
| DM3210 | Three phase Voltmeter CI0.5 | 30002462 | 3220 |
| DM3110 | Three phase Ammeter CI0.5 | 30002461 | 3220 |
| DM3210 | Three phase Voltmeter CI1.0 | 30002386 | 2576 |
| DM3110 | Three phase Ammeter CI1.0 | 30002385 | 2576 |
| DM1210 | Single phase Voltmeter CI0.5 | 30002460 | 2181 |
| DM1110 | Single phase Ammeter CI0.5 | 30002459 | 2181 |
| DM1210 | Single phase Voltmeter CI1.0 | 30002366 | 1619 |
| DM1110 | Single phase Ammeter CI1.0 | 30002365 | 1619 |

* Conzerv is now EasyLogic™

Please contact Customer Care Center for Stockable and Non stockable status of references.

W.E.F. June 10th, 2026



Purpose-built to keep your power reliable and efficient

EcoStruxure™ Power Monitoring Expert




EcoStruxure Power Monitoring Expert drives performance with the next generation in power and energy management.

Power is critical to your operations. Disruptions impact productivity and safety. Wasted energy and equipment failures affect your bottom line. Grid systems are also becoming more dynamic and regulations more challenging. You need a way to reveal hidden risk and new opportunities.

Award-winning EcoStruxure™ Power Monitoring Expert (PME) simplifies management of complex power systems. It brings unique new capabilities that protect people and assets, keeps operations running and saves time and money. As a key element in an EcoStruxure Power solution, PME takes full advantage of IoT connectivity and distributed intelligence to help maximize your uptime and operational efficiency:

- Smart events and alarm clustering for intuitive filtering, searching and categorization of events and alarms
- Graphical timelines easily analyze event and alarm sequence, location and potential impact
- Advanced energy visualization – analysis tools calculate, model, forecast and track energy performance indicators (EnPIs)
- Compliant with IEC62443 cybersecurity standards, for even the most demanding IT environments



Help keep people and assets safer



Optimize business reliability and continuity



Maximize operational lifecycle efficiency



Simplify compliance

se.com/in



The power of a SCADA uniquely designed for critical power management

EcoStruxure™ Power Operation

No matter the size or complexity of your electrical system, you need reliable power 24/7. Every second of downtime in a power-critical facility means business interruption and financial loss, unsafe conditions and damaged reputations. Your team requires the ability to react and correct issues immediately for every potential risk.

EcoStruxure Power Operation is a SCADA system uniquely designed to help large electrical distribution applications in facilities like data centers, industrials, airports and electro-intensive operations maximize uptime, unite medium and low voltage networks and integrate mechanical monitoring.

Power availability

Reduce downtime caused by electrical outages for optimum continuity and reliability. Using machine-learning algorithms and automation, Power Operation improves situational awareness to speed analysis and reduces the time required for your operators and engineers to discover root causes.

Energy efficiency

Power Operation helps you set energy targets, track consumption and monitor performance. Create overall efficiencies to avoid peak penalties, identify bill errors and allocate energy costs. Real-time management and KPI reporting improve your operational efficiency.

Cybersecurity

Stay connected while protecting people, electrical assets and valuable, sensitive information. Power Operation's third-party cybersecurity certifications provide peace of mind to give you operational confidence and helping you avoid malicious threats and safety hazards.



SCADA system for real-time situational awareness and cyber-resilient solutions



Maximize power reliability and uptime



Boost operational efficiency



Improve confidence in operations and security



Schneider Electric India Pvt. Ltd.

Corporate Office: 15th Floor, DT-4 Downtown, DLF Phase 3, Sector 25A, Gurugram, Haryana - 122002

Ahmedabad

Schneider Electric India (P) Ltd.
1506-1507, 15th Floor Shapth-5
Opp.Karnavati Club, SG Highway,
Ahmedabad, Gujarat - 380015
Tel.: 079-66826701

Coimbatore

Schneider Electric India Pvt. Ltd.
Mikro Grafeo Services Pvt Ltd.,
Elysium Tower, #21, A.TT
Colony, Near Honda Office,
Coimbatore, Tamil Nadu - 641018

Lucknow

Schneider Electric India (P) Ltd.
Summit, Plot No. TCG 3/3
6th Floor, 604A/B/C, Vibhuti Khand
Gomti Nagar, Lucknow
Uttar Pradesh - 226010
Tel.: 0522-3500334

Nashik

Schneider Electric India (P) Ltd.
401, 4th Floor, Rishi Raj Towers
Jehan Circle, Gangapur Road
Nashik - 422013
Tel.: 0253-2344333

Bengaluru

Schneider Electric India (P) Ltd.
No. 3/1, JP Techno Park
Mezzanine Floor, Millers Tank Bund
Road, Vasanth Nagar
Bengaluru - 560052
Tel.: 080-71481351

Hyderabad

Schneider Electric Pvt. Ltd.
4B-4th Floor, Gumidelli Towers,
Prakash Nagar, Begumpet,
Hyderabad - 500016

Ludhiana

Schneider Electric India (P) Ltd.
SCO 23, 2nd Floor,
Chandigarh Road, Sector 32
Ludhiana, Punjab -141010
Tel.: 0161- 5203011

New Delhi

Schneider Electric India (P) Ltd.
C-56, Mayapuri Industrial Area, Phase-2
New Delhi - 110064
Tel.: 011-61317400

Bhubaneswar

Schneider Electric India (P) Ltd.
Workloop Co-Working in the property
Office No. 316, Esplanade One Mall
Rasulgarh, Bhubaneswar - 751010

Indore

Schneider Electric India (P) Ltd.
219, Dhan Trident Building
Vijay Nagar, A.B.Road
Indore - 452001

Mohali

Schneider Electric India (P) Ltd.
2nd Floor, Tower-A
Bestech Business Tower
Mega Information & Technology Park
Industrial Plot No.1, Phase IX
(Expansion), Mohali - 160059
Tel.: 0172-7198200

Pune

Schneider Electric India (P) Ltd.
Amar Caliber, CTS No 911, BMCC Road,
OFF F.C. Road, Deccan Gymkhana,
Shivaji Nagar, Pune - 411007
Tel.: 020-67492500

Chennai

Schneider Electric India (P) Ltd.
No: 29, 2nd Floor,
Bannari Amman Towers, B-Block
Dr. Radhakrishnan Road, Mylapore
Chennai - 600 004
Tel.:044-71912000

Jaipur

Schneider Electric India (P) Ltd.
Jaipur Business Centre 309
3rd Floor, Sangam Tower 190
Church Road, Jaipur - 302001
Tel.: 0141-2374810

Mumbai

Schneider Electric India Pvt. Ltd.
L&T Business Park, Tower B,
7th Floor, TC-II, Gate No.5,
Saki Vihar Road, Powai,
Mumbai - 400072

Vadodara

Schneider Electric India (P) Ltd.
Notus IT Park, 10th Floor, Block-D
Sarabhai Campus, Vadiwadi
Vadodara, Gujarat - 390017

Cochin

Schneider Electric India (P) Ltd.
Alapatt Properties Private Limited
(Trade Name: Centre A)
Main Door Number: 66/4971
(Old Door Number: 40/6584-H)
7th Floor Alapatt Heritage Building
MG Road Kochi - 682035

Kolkata

Schneider Electric (I) Pvt. Ltd.
BN3, Salt Lake, Sector V,
Kolkata - 700091

Nagpur

Schneider Electric India (P) Ltd.
6, Vasant Vihar Complex
W.H.C Road, Shankar Nagar
Nagpur - 440010
Tel.: 0712-2558581

Vishakhapatnam

Schneider Electric India (P) Ltd.
D.N.10-1-43, 1st Floor
Ratnam's Business Centre,
Siripuram Fort, C.B.M.Compound
Visakhapatnam - 530016
Tel.: 0891-6675500

Customer Care Centre

Monday-Saturday, 9 a.m. to 8 p.m.

Toll-free numbers: 1800 419 4272, 1800 103 0011

Email: customercare.in@schneider-electric.com

For more information, visit our website at: www.se.com/in

- All Prices are in Indian Rupees
- Prices are subject to change without prior notice
- Product evolution is a continuous process and Schneider Electric reserves the right to modify/withdraw any product at any time without prior notice
- Prices charged will be as prevailing on the date of dispatch
- Invoice Amount = (MRP – less Applicable discount) + Applicable GST %
- Tax incidence on invoices is basis applicable GST rates
- Invoice amount not to exceed MRP
- Product pictures shown are for illustration purpose only; actual product may vary
- Kindly refer product datasheet for detailed specification
- SE recommends to procure products from our authorized sellers only, list of our authorized sellers can be found on <https://www.se.com/in/en/work/support/locator/partner-map/>

Distributor