



 Price List

# Low Voltage Distribution Products


With effect from June 10<sup>th</sup>, 2026



[se.com/in](https://se.com/in)

Advancing  
Energy Tech

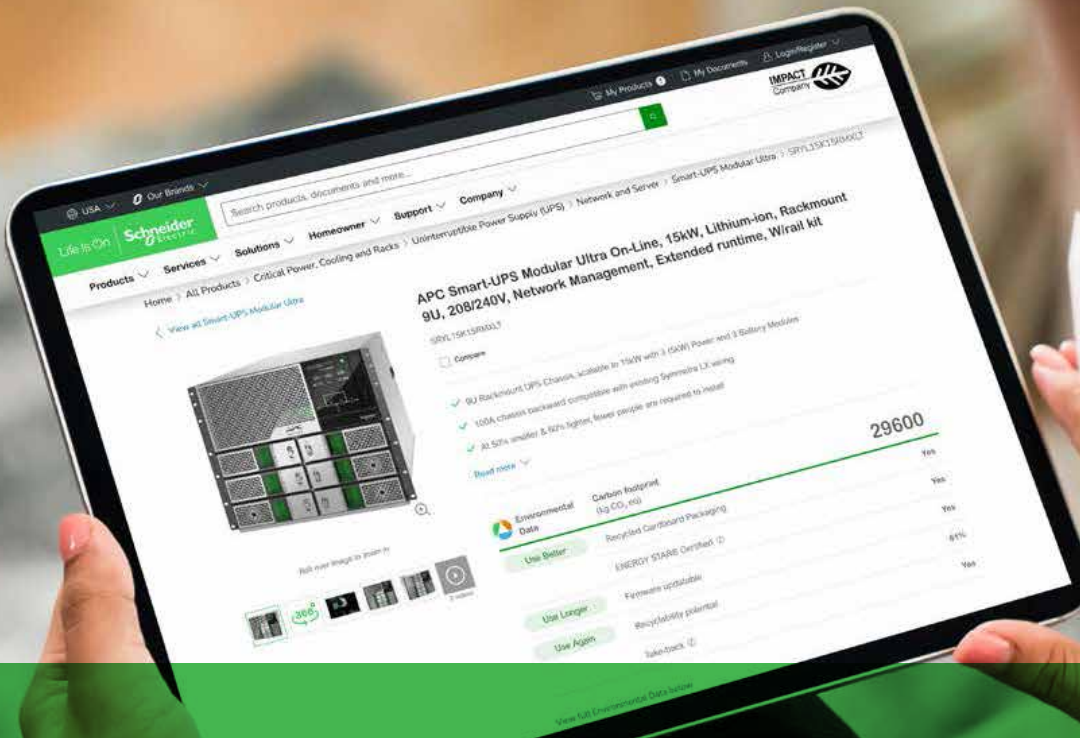


<b>EasyPact CVS:</b>	
■ Range Overview (up to 630A)	10
■ <b>EasyPact CVS</b> Fixed Thermal Fixed Magnetic (16A -250A)	11
■ MCCBs for Distribution Network	12
■ <b>EasyPact CVS</b> Switch Disconnecter Version	16
■ <b>EasyPact CVS</b> 500V DC	16
■ Accessories	17
■ Range Overview (800A to 1250A)	20
■ MCCB for Distribution Network	22
<b>Moulded Case Circuit Breakers:</b>	
<b>ComPact NSX:</b>	
■ Range Overview (up to 630A)	29
■ MCCBs for Distribution Network	30
■ Circuit Breakers for Motor Protection	33
■ Accessories	35
■ Unique Modular Ground Fault Protection	38
<b>ComPact NS:</b>	
■ Range Overview	41
■ New Gen Compact NS	42
<b>EasyPact EZC</b>	43
<b>Earth Leakage Protection:</b>	
■ Vigirex - Earth Leakage Protection Relay	44
<b>Switch Disonnector:</b>	
■ <b>ComPact-</b> INS & INV Switch Disconnectors	45
■ Switch Disonnector fuse units - range overview	46
■ <b>FuPact</b> Switch Disconnecter and Accessories	47
<b>Air Circuit Breakers:</b>	
<b>MasterPacT MTZ Active:</b>	
■ Range Overview	49
■ <b>TransferPacT UC</b> (ATS Kit) 	51
<b>EasyPact NW:</b>	
■ Range Overview	52
■ Draw-out type Circuit breakers and Switch Disconn. (800-4000A)	54
■ Fixed type Circuit breakers & Switch Disconnectors (800-4000A)	56
■ Accessories	58
■ Draw-out type Circuit breakers and Switch Disconn. (630-1600A)	59
■ Fixed type Circuit breakers & Switch Disconnectors (630-1600A)	60
<b>Automatic Transfer Switch:</b>	
■ Range Overview	63
■ ASCO 7000 SERIES IEC Medium Voltage	64
■ ATS (ASCO) Series 7000/300	66
■ ATS WOTPC	67
■ <b>TransferPacT Active</b> Automatic	69
■ <b>TransferPacT Active</b> Automatic Coordination Table	71
■ WATSN (ATS and RTS)	76
■ WATSN Coordination Table	77





# Environmental Data Program

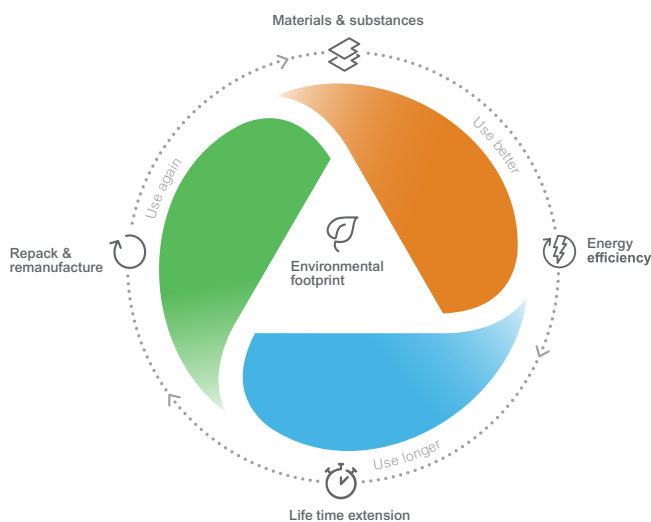


## Next-level transparency for better-informed product choices

The Environmental Data Program is a framework for how we measure, categorize, and compare the environmental attributes and footprint of our products.

Using a rigorous, fact-based methodology, the program provides environmental data from across the product lifecycle.

Five data categories across the product lifecycle



**Use Better:** How sustainable a product is, including environmental footprint, materials and substances, packaging, and energy efficiency.

**Use Longer:** How a product's life time can be effectively extended in terms of reparability and updatability.

**Use Again:** How a product can be reused, from dismantling and remanufacturing to recyclability and manufacturer take back.

With this transparent, verified data, customers and partners are empowered to make conscious environmental choices and accurately evaluate and report on sustainability performance.

All our hardware offers have an associated environmental data available on [se.com](http://se.com) product pages.





# Product Selector

-Select Schneider products through digital tool

Product selector is an online software tool embedded in Schneider website or in distributor's website to help selecting the right product with its accessories. Product Selector aims at providing a fast, secure and smart way of selecting products. It includes the selection of the basic frame, control unit, accessories and Digital Modules. Compared with the traditional way of filling up order forms or specifying customer functions, it brings the following benefits:

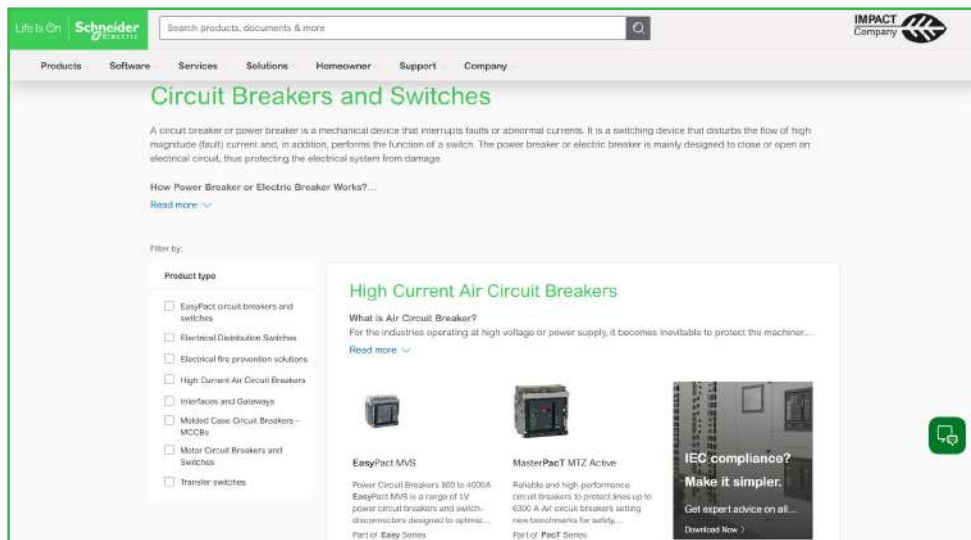
**Easy access:** no login, direct access on Schneider's website or on the website of distributor

**Reliable:** The compatibility between the main product and the accessories is constantly tested

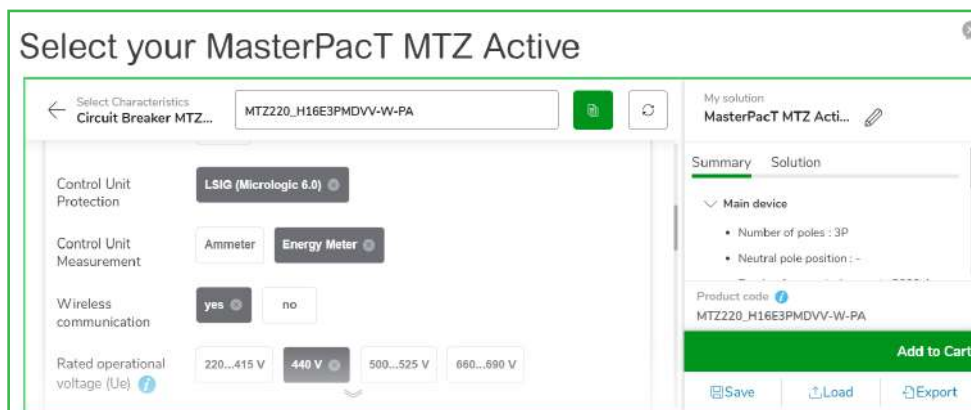
**Wide coverage:** more than 130 Schneider ranges are available (MasterPact)

## Choose Products in simple steps:

1. Go to range page on se.com



2. Click on Launch Product Selector



# MasterPact MTZ Active



## MasterPact MTZ with MicroLogic Active. Ready to act.

### Safety

**Energy Reduction Maintenance Settings (ERMS)** enhance protection against arc flash hazards

**Application-specific integrated circuits (ASICs)** increase IP safety, improve reliability, and reduce cost

**NFC** **Near Field Communication (NFC)** provides remote access via a smartphone and the EcoStruxure Power Device app

### Flexibility

**USB-C** port allows **quick setup** and reflects latest communications best practices

**User-friendly interface** facilitates operation, diagnostics, and maintenance

**Alarms can be customized** to voltage requirements of different machines and applications

### Continuity

**Industry-first QR code solution** provides immediate access to the root cause of outages and advises the best action to remedy them

**Fast-trip capability** prevents power overloads, safeguarding people and property

### Simplicity

**Field-swappable control unit** allows last-minute changeouts, eliminating entire breaker replacements and avoiding project delays

**Intuitive control unit** allows quick setting of all protection functions

# EasyPact™ CVS

Molded-case circuit breakers and  
switch-disconnectors from 16 to 630A



[se.com/in](http://se.com/in)

**Schneider**  
Electric

# EasyPact CVS


## Easy Choice for Quality and Value



- **EasyPact CVS** MCCBs upto 630A is the easy choice for all your most common electrical distribution applications
- **EasyPact CVS** also available with Electronic Trip release LSol from 40A to 250A
- Encapsulated double break roto technique ensures outstanding current limiting capability
- High electrical / mechanical endurance for enhanced service life
- Single accessory reference for different functions – on/off, trip and fault trip – improves shop floor efficiency
- Separate electrical fault indication for ease of fault diagnosis
- Class 2 front face, Locking in off position, Suitable for Isolation
- Optimized footprint in two frame sizes

### Range Details:


- Breaking capacity 25kA to 50kA,  $I_{cs} = 100\% I_{cu}$
- TMD, MA, Electronic trip units (LSol protection 40A to 630A)
- Electronic trip units (LSIG protection 25A to 630A)
- 3P & 4P versions available
- Common accessories upto 630A


























































- BIS Certified 
- Ics = 100% Icu as per IEC 60947-2

Breaking Capacity as per IEC 60947-2	Rated Current	Three Pole Reference	Unit MRP [₹]	Four Pole Reference	Unit MRP [₹]
<b>EasyPact CVS 100 to 250A Fixed Thermal Fixed Magnetic</b>					
25kA	16A	LV510300FT	11380	LV510310FT	15810
	25A	LV510301FT	11380	LV510311FT	15810
	32A	LV510302FT	11380	LV510312FT	15810
	40A	LV510303FT	11380	LV510313FT	15810
	50A	LV510304FT	11380	LV510314FT	15810
	63A	LV510305FT	11380	LV510315FT	15810
	80A	LV510306FT	11380	LV510316FT	15810
	100A	LV510307FT	11440	LV510317FT	15810
	125A	LV516302FT	16730	LV516312FT	20490
	160A	LV516303FT	21830	LV516313FT	26180
200A	LV525302FT	28910	LV525312FT	36130	
<b>Breaking Capacity as per IEC 60947-2</b>	<b>Rated Current</b>	<b>Three Pole Reference</b>	<b>Unit MRP [₹]</b>	<b>Four Pole Reference</b>	<b>Unit MRP [₹]</b>
25kA	250A	LV525303FT	33830	LV525313FT	41390


Breaking Capacity as per IEC 60947-2	Rated Current	Three Pole Reference	Unit MRP [₹]	Four Pole Reference	Unit MRP [₹]
<b>EasyPact CVS 100 to 250A Fixed Thermal Fixed Magnetic</b>					
36kA	16A	LV510330FT	15560	LV510340FT	19430
	25A	LV510331FT	15560	LV510341FT	19430
	32A	LV510332FT	15560	LV510342FT	19430
	40A	LV510333FT	15560	LV510343FT	19430
	50A	LV510334FT	15560	LV510344FT	19430
	63A	LV510335FT	15560	LV510345FT	19430
	80A	LV510336FT	15560	LV510346FT	19430
	100A	LV510337FT	15560	LV510347FT	19430
	125A	LV516332FT	17280	LV516342FT	21450
	160A	LV516333FT	22890	LV516343FT	27260
200A	LV525332FT	32970	LV525342FT	40820	
<b>Breaking Capacity as per IEC 60947-2</b>	<b>Rated Current</b>	<b>Three Pole Reference</b>	<b>Unit MRP [₹]</b>	<b>Four Pole Reference</b>	<b>Unit MRP [₹]</b>
36kA	250A	LV525333FT	36540	LV525343FT	45240

For details on non-standard references, technical parameters, stockable and non-stockable status, please contact Customer Care Centre.

- BIS Certified 
- Ics = 100% Icu as per IEC 60947-2

Breaking Capacity as per IEC 60947-2	Rated Current	Three Pole Reference	Unit MRP [₹]	Four Pole Reference	Unit MRP [₹]
<b>EasyPact CVS 100 to 630A Overload Setting (Ir) 0.7 - 1 x In</b>					
25kA	16A	LV510300 	13420	LV510310	18680
	25A	LV510301 	13420	LV510311 	18680
	32A	LV510302 	13420	LV510312 	18680
	40A	LV510303 	13420	LV510313 	18680
	50A	LV510304 	13420	LV510314	18680
	63A	LV510305 	13420	LV510315 	18680
	80A	LV510306 	13420	LV510316 	18680
	100A	LV510307 	13500	LV510317 	18680
	125A	LV516302 	19750	LV516312 	24170
	160A	LV516303 	25780	LV516313 	30890
200A	LV525302 	34120	LV525312	42650	
<b>Breaking Capacity as per IEC 60947-2</b>					
25kA	250A	LV525303 	39930	LV525313	48850
<b>EasyPact CVS 100 to 630A Overload Setting (Ir) 0.7 - 1 x In</b>					
36kA	16A	LV510330 	18360	LV510340	22940
	25A	LV510331 	18360	LV510341	22940
	32A	LV510332 	18360	LV510342 	22940
	40A	LV510333 	18360	LV510343 	22940
	50A	LV510334 	18360	LV510344	22940
	63A	LV510335 	18360	LV510345 	22940
	80A	LV510336 	18360	LV510346	22940
	100A	LV510337 	18360	LV510347 	22940
	125A	LV516332 	20380	LV516342	25310
	160A	LV516333 	27000	LV516343	32170
200A	LV525332	38890	LV525342 	48190	
<b>Breaking Capacity as per IEC 60947-2</b>					
36kA	250A	LV525333	43140	LV525343 	53380
	320A	LV540305	58970	LV540308 	73170
	400A	LV540306	59320	LV540309 	73820
	500A	LV563305 	67250	LV563308 	85170
	630A	LV563307 	77000	LV563310 	97180
<b>EasyPact CVS 100 to 630A Overload Setting (Ir) 0.7 - 1 x In</b>					
50kA	16A	LV510470 	24920	LV510480	30640
	25A	LV510471	24920	LV510481	30640
	32A	LV510472 	24920	LV510482 	30640
	40A	LV510473	24920	LV510483	30640
	50A	LV510474	24920	LV510484	30640
	63A	LV510475 	24920	LV510485 	30640
	80A	LV510476 	24920	LV510486	30640
	100A	LV510477 	24920	LV510487 	30640
	125A	LV516462 	32400	LV516467	35450
	160A	LV516463 	35060	LV516468	41750
200A	LV525452	45370	LV525457 	57000	
<b>Breaking Capacity as per IEC 60947-2</b>					
50kA	250A	LV525453	48790	LV525458 	60110
	320A	LV540315 	63890	LV540318	78980
	400A	LV540316 	64360	LV540319 	80430
	500A	LV563315 	74620	LV563318	94170
	630A	LV563317 	81290	LV563320 	106420


For Details on stockable and non-stockable status, technical parameter, please Contact Customer Care Centre

 NORMAL STOCK ITEMS

W.E.F. June 10<sup>th</sup>, 2026



### EasyPact CVS 40 to 630A with Electronic Trip Unit ETS 2.2 and ETS 2.3

- BIS Certified 
- Ics = 100% Icu as per IEC 60947-2
- Suitable for Isolation
- Adjustable Overload from 0.4 to 1 x In
- Adjustable Short Circuit from 1.4 to 10 x Ir
- Adjustable Neutral Protection - N, N/2, OFF for 4 Pole MCCB
- Inbuilt Thermal Memory

Breaking Capacity Ics as per IEC 60947-2	Rated Current	Three Pole Reference	Unit MRP [₹]	Four Pole Reference	Unit MRP [₹]
<b>EasyPact CVS 40 to 250A</b>					
25KA	40	LV510550	36530	LV510580	47010
	100	LV510551	36530	LV510581	47010
	160	LV516505	46660	LV516508	59500
	250	LV525505	61310	LV525508	78640
36KA	40	LV510552	37130	LV510582	47220
	100	LV510553	37130	LV510583	47220
	160	LV516506	47480	LV516509	65620
	250	LV525506	64190	LV525509	88950
50KA	40	LV510554	44530	LV510584	60260
	100	LV510555	44530	LV510585	62080
	160	LV516507	56450	LV516510	73420
	250	LV525507	73310	LV525510	95270

Breaking Capacity Ics as per IEC 60947-2	Rated Current	Three Pole Reference	Unit MRP [₹]	Four Pole Reference	Unit MRP [₹]
<b>EasyPact CVS 400 to 630A</b>					
36 kA	400A	LV540505 <input checked="" type="checkbox"/>	75850	LV540506 <input checked="" type="checkbox"/>	97720
	630A	LV563505 <input checked="" type="checkbox"/>	83360	LV563506 <input checked="" type="checkbox"/>	110640
50 kA	400A	LV540510 <input checked="" type="checkbox"/>	83250	LV540511 <input checked="" type="checkbox"/>	107780
	630A	LV563510 <input checked="" type="checkbox"/>	90650	LV563511 <input checked="" type="checkbox"/>	118520

For details on non-standard references, technical parameters, stockable and non-stockable status, please contact Customer Care Centre.

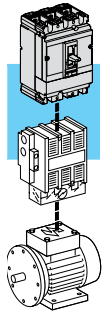
NORMAL STOCK ITEMS

W.E.F. June 10<sup>th</sup>, 2026

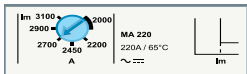
BIS Certified 

Circuit Breakers for Motor Protection

Breaking Capacity 50kA, Ics=100%Icu



Current Rating	Magnetic setting	2.5	6.3	12.5	25	50	100	150	220	320	500	
CVS 100	I <sub>m</sub> = I <sub>n</sub> x ...	6...14 x I <sub>n</sub>										
CVS 160/250								9...14 x I <sub>n</sub>				
CVS 400										6...13 x I <sub>n</sub>		
CVS 630											6...13 x I <sub>n</sub>	



Frame 1	2.5 to 220A
Frame 2	320 to 500A

### With Magnetic Trip Unit MA Type

Breaking Capacity I <sub>cs</sub> as per IEC 60947-2	Rated Current	Three Pole Reference	Unit MRP [₹]
50kA	2.5A	LV510450	18370
	6.3A	LV510451	18370
	12.5A	LV510452 <input checked="" type="checkbox"/>	19980
	25A	LV510453 <input checked="" type="checkbox"/>	26560
	50A	LV510454 <input checked="" type="checkbox"/>	26960
	100A	LV510455 <input checked="" type="checkbox"/>	27390
50kA	150A	LV516451 <input checked="" type="checkbox"/>	34660
	220A	LV525442 <input checked="" type="checkbox"/>	36550
	320A	LV540552 <input checked="" type="checkbox"/>	58200
	500A	LV563552	69260


For details on non-standard references, technical parameters, stockable and non-stockable status, please contact Customer Care Centre.

NORMAL STOCK ITEMS

W.E.F. June 10<sup>th</sup>, 2026



### EasyPact CVS with built-in LSIG Electronic trip unit ETS 6

- BIS Certified 
- Rated Current, In (A) – 25, 40, 100, 160, 250, 400, 630
- Breaking capacity (Icu=Ics) (kA) at 415V – 25 (only up to 250A), 36, 50
- 3 Pole and 4 pole versions.
- Built-in  $\mu$ P based trip unit having protection functions LSIG. Variable current setting for L,S,I and G and variable time delay setting for L,S and G.
- Neutral O/L protection possible with 3P MCCB (with External Neutral CT) and 4P MCCB
- Last Fault trip history on LCD screen of MCCB i.e Faulty phase, Type of Fault and interrupted current.

### With ETS 6 Electronic trip unit (built in LSIG protection)

Breaking Capacity Icu as per IEC 60947-2	Rated Current	Three Pole Reference	Unit MRP [₹]	Four Pole Reference	Unit MRP [₹]
25kA	25A	LV510600	On Request	LV510610	On Request
	40A	LV510608	61020	LV510618	70810
	100A	LV510609	61020	LV510619	70810
	160A	LV516600	70090	LV516610	86900
Breaking Capacity Icu as per IEC 60947-2	Rated Current	Three Pole Reference	Unit MRP [₹]	Four Pole Reference	Unit MRP [₹]
25kA	250A	LV525600	82740	LV525610	101680
Breaking Capacity Icu as per IEC 60947-2	Rated Current	Three Pole Reference	Unit MRP [₹]	Four Pole Reference	Unit MRP [₹]
36kA	25A	LV510620	On Request	LV510630	On Request
	40A	LV510628	63590	LV510638	73810
	100A	LV510629	63590	LV510639	73810
	160A	LV516620	72640	LV516630	90080
Breaking Capacity Icu as per IEC 60947-2	Rated Current	Three Pole Reference	Unit MRP [₹]	Four Pole Reference	Unit MRP [₹]
36kA	250A	LV525620	87570	LV525630	107830
	400A	LV540620	104610	LV540630	121140
	630A	LV563620	114520	LV563630	139640
Breaking Capacity Icu as per IEC 60947-2	Rated Current	Three Pole Reference	Unit MRP [₹]	Four Pole Reference	Unit MRP [₹]
50kA	25A	LV510640	On Request	LV510650	On Request
	40A	LV510648	69570	LV510658	82950
	100A	LV510649	69570	LV510659	82950
	160A	LV516640	83520	LV516650	99570
Breaking Capacity Icu as per IEC 60947-2	Rated Current	Three Pole Reference	Unit MRP [₹]	Four Pole Reference	Unit MRP [₹]
50kA	250A	LV525640	91760	LV525650	111060
	400A	LV540640	109800	LV540650	131060
	630A	LV563640	121540	LV563650	156930


For details on non-standard references, technical parameters, stockable and non-stockable status, please contact Customer Care Centre.

NORMAL STOCK ITEMS

W.E.F. June 10<sup>th</sup>, 2026

# EasyPact CVS Switch Disconnecter Version



- BIS Certified  (upto 250A)
- Suitable for Isolation with positive contact indication as defined by standard IEC 60947-3.
- Compliance to utilization categories AC22A or AC23A
- Self protected due to high magnetic-set release
- Two frame sizes upto 630A
- Available in fixed version.
- Common Accessories as that of **EasyPact** CVS circuit breaker

Rated Current	Three Pole Reference	Unit MRP [₹]	Four Pole Reference	Unit MRP [₹]
100A	LV510425	14200	LV510426	18000
160A	LV516425	16930	LV516426	21310
Rated Current	Three Pole Reference	Unit MRP [₹]	Four Pole Reference	Unit MRP [₹]
250A	LV525425	35480	LV525426	47240
400A	LV540400	54880	LV540401	69850
630A	LV563400	62380	LV563401	83890

## EasyPact CVS 500V DC\* Application

### Moulded Case Circuit Breakers for Distribution Network

Breaking Capacity as per IEC 60947-2	Rated Current	Three Pole Reference	Unit MRP [₹]	Four Pole Reference	Unit MRP [₹]
<b>EasyPact CVS 100 to 630A Overload Setting (Ir) 0.7 - 1 x In</b>					
Icu=70kA at(250VDC, 500VDC) Ics=100% Icu	16A	LV510470	24920	LV510480	30640
	25A	LV510471	24920	LV510481	30640
	32A	LV510472	24920	LV510482	30640
	40A	LV510473	24920	LV510483	30640
	50A	LV510474	24920	LV510484	30640
	63A	LV510475	24920	LV510485	30640
	80A	LV510476	24920	LV510486	30640
	100A	LV510477	24920	LV510487	30640
Icu=20kA at (250VDC,500VDC) Ics=25% Icu	125A	LV516462	32400	LV516467	35450
	160A	LV516463	35060	LV516468	41750
Icu=20kA at (250VDC,500VDC) Ics=50% Icu	200A	LV525452	45370	LV525457	57000
	250A	LV525453	48790	LV525458	60110
Icu=20kA at (250VDC,500VDC) Ics=100% Icu	320A	LV540315	63890	LV540318	78980
	400A	LV540316	64360	LV540319	80430
	500A	LV563315	74620	LV563318	94170
	630A	LV563317	81290	LV563320	106420
	500A	LV563305	67250	LV563308	85170
	630A	LV563307	77000	LV563310	97180

\*: Kindly connect with SE Representative for DC Connection diagram wrt. 250VDC & 500VDC.

For details on non-standard references, technical parameters, stockable and non-stockable status, please contact Customer Care Centre.

NORMAL STOCK ITEMS

W.E.F. June 10<sup>th</sup>, 2026



Indication contacts



Voltage Release



Padlocking accessory



Direct Rotary Handle



Extended Rotary Handle

## Accessories for EasyPact CVS 100 - 630A

### Auxiliary Contacts (Changeover) Multifunction

Description	Reference	Unit MRP [₹]
OF or SD or SDE or SDV	29450 <input checked="" type="checkbox"/>	1640
OF or SD or SDE or SDV low level	29452	1990
SDE adapter for trip unit TM or MA or ETS 2.3 #	LV429451 <input checked="" type="checkbox"/>	1520

# To be considered alongwith SDE contact for MCCB with TMD/ETS 2.3/MA Trip Unit

### Motor Mechanism

Type	100/250A Reference	Unit MRP [₹]	400/630A Reference	Unit MRP [₹]
<b>Motor Mechanism - Direct Operating</b>				
110-230V, AC /DC	LV435001	44420	LV435010	71360
400V, AC	LV435002	44420	LV435005	71360

### Voltage Releases

Description	Shunt Release Reference	Unit MRP [₹]	Undervoltage Reference	Unit MRP [₹]
<b>AC</b>				
24 V 50/60 Hz	LV429384 <input checked="" type="checkbox"/>	4740	LV429404	5880
48 V 50/60 Hz	LV429385	4860	LV429405	6030
110-130 V 50/60 Hz	LV429386 <input checked="" type="checkbox"/>	4740	LV429406 <input checked="" type="checkbox"/>	5880
220-240 V 50/60 Hz	LV429387 <input checked="" type="checkbox"/>	4740	LV429407 <input checked="" type="checkbox"/>	5880
380-415 V 50 Hz	LV429388 <input checked="" type="checkbox"/>	4740	LV429408 <input checked="" type="checkbox"/>	5880
525 V 50 Hz	LV429389	4860	LV429409	8640
<b>DC</b>				
12 V	LV429382	4740	LV429402	5960
24 V	LV429390 <input checked="" type="checkbox"/>	4740	LV429410 <input checked="" type="checkbox"/>	5820
30 V	LV429391	4860	LV429411	8640
48 V	LV429392	4740	LV429412	5960
60 V	LV429383	6900	LV429403	8420
125 V	LV429393	4740	LV429413	5820
250 V	LV429394	4740	LV429414	5760

### Rotary Handles

Description	100/160/250A Reference	Unit MRP [₹]	400/630A Reference	Unit MRP [₹]
<b>Direct rotary handle</b>				
Standard black handle	LV429337 <input checked="" type="checkbox"/>	2400	LV432597 <input checked="" type="checkbox"/>	3620
<b>Extended rotary handle</b>				
Standard extended rotary handle	LV429338_IN <input checked="" type="checkbox"/>	3300	LV432598_IN <input checked="" type="checkbox"/>	5870

For details on non-standard references, technical parameters, stockable and non-stockable status, please contact Customer Care Centre.

NORMAL STOCK ITEMS

W.E.F. June 10<sup>th</sup>, 2026

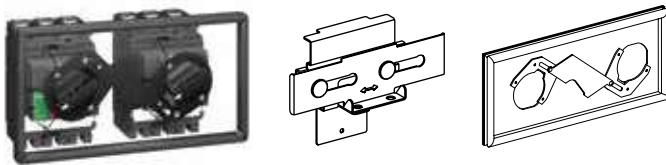
## Installation Accessories

Description	Upto 100A only Reference	Unit MRP [₹]	160/250A Reference	Unit MRP [₹]	400/630A Reference	Unit MRP [₹]
<b>Spreaders &amp; Phase Barriers</b>						
Spreaders (Set of 3) 3P	LV431563_IN <input checked="" type="checkbox"/>	940	LV431563 <input checked="" type="checkbox"/>	1230	32492 <input checked="" type="checkbox"/>	3300
Spreaders (Set of 4) 4P	LV431564_IN <input checked="" type="checkbox"/>	1270	LV431564 <input checked="" type="checkbox"/>	1630	32493 <input checked="" type="checkbox"/>	4130
Phase Barriers (Set of 6)	*		*		LV432570 <input checked="" type="checkbox"/>	1550

Description	100/160/250A Reference	Unit MRP [₹]	400/630A Reference	Unit MRP [₹]
<b>Interlocking</b>				
For Breaker with Rotary Handle	LV429369	17850	LV432621	22570
For Breaker with Toggle	LV429354	21990	LV432614	22800
Mechanical Interlocking with Base Plate	29349**	-	32609**	-
<b>Locking of Rotary Handle</b>				
Locking Device	LV429344 <input checked="" type="checkbox"/>	1150	LV432604 <input checked="" type="checkbox"/>	1550
Ronis Keylock (1 Lock + 1 Key set)	41940 <input checked="" type="checkbox"/>	9150	41940 <input checked="" type="checkbox"/>	9150
Ronis Keylock (2 Locks + 1 Key set)	41950 <input checked="" type="checkbox"/>	15400	41950 <input checked="" type="checkbox"/>	15400
Profalux Keylock (1 Lock + 1 Key set)	42888	14300	42888	14300
Profalux Keylock (2 Locks + 1 Key set)	42878	17950	42878	17950

\* supplied as standard with spreaders

\*\* Mechanical Interlocking with Base Plate to be ordered with Safety trip interlock (LV429270 for 29349 and LV432520 for 32609)



## Accessories for CVS 100 - 630A

### Manual Source change-over systems

- An additional accessory interlocks two devices with rotary handles to create a source changeover system. Closing of one device is possible only if the second is open.
- This function is compatible with direct or extended rotary handles.
- Up to three padlocks can be used to lock in the OFF or ON position.

Description	Reference	Unit MRP [₹]
<b>Mechanical interlocking for circuit breakers</b>		
With toggles 100A to 250A	LV429354	21990
With rotary handles 100A -250A	LV429369	17850
With toggles 400A to 630A	LV432614	22800
With rotary handles 400A to 630A	LV432621	22570

### Accessories for ETS 6 Trip unit

Description	CVS100/160/250 Reference number	Rating	Unit MRP [₹]	CVS400/630 Reference number	Rating	Unit MRP [₹]
External neutral CT for 3 pole breaker with ETS6	LV429521	25 - 100 A	23900	LV432575	400 - 630 A	34490
	LV430563	150 - 250 A	36910			
Description	CVS 100 to 630 Reference number				Unit MRP [₹]	
Pocket Battery For MCCB With ETS 6	LV434206				33040	
24 VDC Terminal Block For MCCB With ETS 6	LV434210				10810	

For details on non-standard references, technical parameters, stockable and non-stockable status, please contact Customer Care Centre.

NORMAL STOCK ITEMS

W.E.F. June 10<sup>th</sup>, 2026

Austong Robot

Easy Series

# EasyPact™ CVS

Molded-Case Circuit Breaker  
from 800 to 1250 A



[se.com/in](https://se.com/in)

**Schneider**  
Electric

# Introduction

## Overview

State-of-the-art design, user-friendly features and a wide spectrum of protection releases of the MCCB range. Also recognised for its ergonomics, aesthetics and compactness. Specially designed and developed for extreme tropical conditions, it promises reliable performance in high ambient and humid environment.

Unfailingly, caters to the ever-evolving needs of customers, derived after in-depth analysis and customer feedback. Because we understand our customers' requirements and demands, our contemporary range of MCCBs never falls short of ensuring complete customer satisfaction. Moreover, complemented by a host of accessories, the EasyPact CVS range delivers comprehensive solutions to customer applications ensuring operational safety, reliability and versatility.



### Features

- Range available from 800 to 1250 A
- Available in 3 pole and 4 pole
- Range of 50 kA breaking capacity
- Electronic trip unit release and Switch Disconnecter
- MCCBs for Distribution and SD version
- Wide range of Internal and External accessories
- RoHS compliant

Schneider Electric do not recommend the mix of different ranges of breakers.

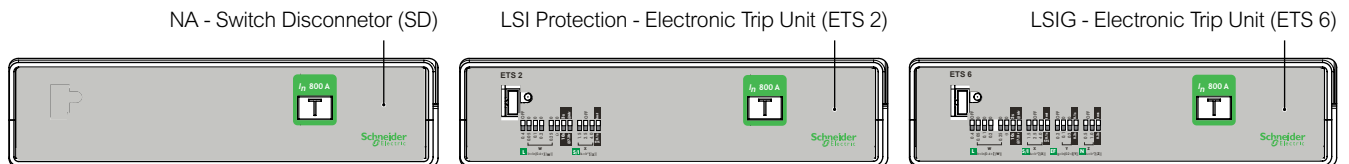
### Codes and standards

CVS range of MCCB series and accessories comply with:

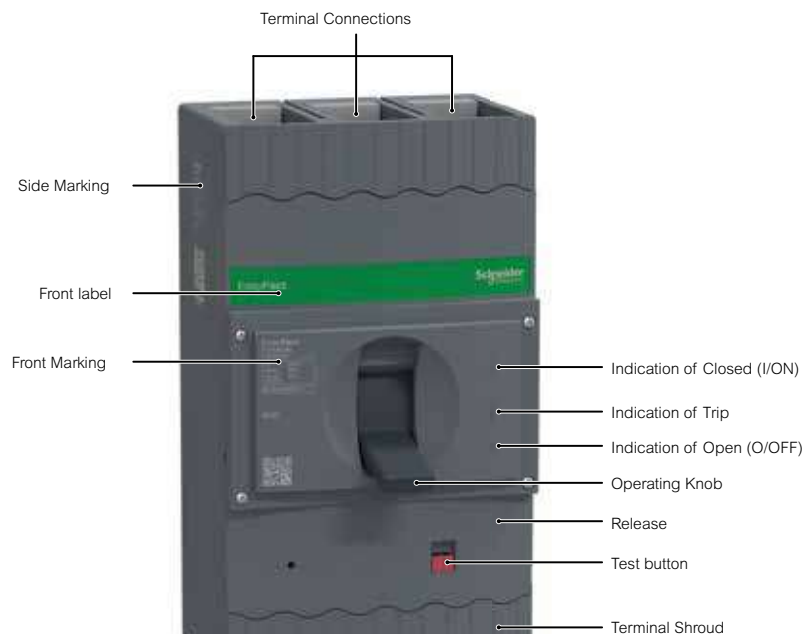
- IEC 60947-1: General rules
- IEC 60947-2: Circuit-breakers

EasyPact CVS MCCB	
Current rating	800 A, 1000 A, 1250 A
Release	Electronic trip unit, Switch Disconnecter

### Trip Units



### Marking and Configuration



# EasyPact CVS MCCB offers

## Enhanced features

- Snap-fit accessories up to 800 to 1250 A
- Auxiliary contact for ON/OFF and Trip Indication
- Shunt coil for remote tripping
- Under Voltage coil

## Accessories



Extended rotary handle



External neutral CT

Adaptor Kit



Spreaders link



Auxiliary 1 C/O



Auxiliary 2 C/O



Voltage release (MN)



Trip alarm contact 1 C/O



Auxiliary 1 C/O +  
Trip alarm contact 1 C/O



Shunt release (MX)



## EasyPact Molded Case Circuit Breaker 800 - 1250 N

Breaking Capacity Icu as per IEC 60947-2	Rated Current	Three Pole Reference	Unit MRP [₹]	Four Pole Reference	Unit MRP [₹]
<b>ETS 2</b>					
50 kA at 415 V AC	800 A	LV508231	On Request	LV508241	On Request
	1000 A	LV510231	On Request	LV510241	On Request
	1250 A	LV512231	On Request	LV512241	On Request
<b>ETS 6</b>					
50 kA at 415 V AC	800 A	LV508232	On Request	LV508242	On Request
	1000 A	LV510232	On Request	LV510242	On Request
	1250 A	LV512232	On Request	LV512242	On Request



## EasyPact Molded Case Circuit Breaker 800 - 1250 SD

Breaking Capacity Icu as per IEC 60947-2	Rated Current	Three Pole Reference	Unit MRP [₹]	Four Pole Reference	Unit MRP [₹]
<b>SD</b>					
415 V AC	800 A	LV508230	On Request	LV508240	On Request
	1000 A	LV510230	On Request	LV510240	On Request
	1250 A	LV512230	On Request	LV512240	On Request



## Spreader links

Breaking Capacity Icu as per IEC 60947-2	Rated Current	Three Pole Reference	Unit MRP [₹]	Four Pole Reference	Unit MRP [₹]
	800 A	LV508530 (Set of 6)	On Request	LV508540 (Set of 8)	On Request
	1000 A*	LV510530 (Set of 12)	On Request	LV510540 (Set of 16)	On Request
	1250 A	LV512530 (Set of 6)	On Request	LV512540 (Set of 8)	On Request

\* Two runs per phase



## Extended Rotary Handle

Rated Current	Reference	Unit MRP [₹]
800 A	LV500500	On Request
1000 A	LV500500	On Request
1250 A	LV500500	On Request



## External Neutral CT

Rated Current	Reference	Unit MRP [₹]
800 A	LV508560	On Request
1000 A	LV510560	On Request
1250 A	LV512560	On Request

For details on non-standard references, technical parameters, stockable and non-stockable status, please contact Customer Care Centre.

NORMAL STOCK ITEMS

W.E.F. June 10<sup>th</sup>, 2026



**Adaptor kit for External Neutral CT**

Rated Current	Reference	Unit MRP [₹]
800 A	LV508570	On Request
1000 A	LV510570	On Request
1250 A	LV512570	On Request



**Auxiliary 1 C/O + Trip Alarm Contact 1 C/O**

Rated Current	Reference	Unit MRP [₹]
800 A	LV500604	On Request
1000 A		On Request
1250 A		On Request



**Auxiliary Switch 1 C/O**

Rated Current	Reference	Unit MRP [₹]
800 A	LV500601	On Request
1000 A	LV500601	On Request
1250 A	LV500601	On Request



**Shunt Release (110/240/415 V AC)**

Rated Current	Reference	Unit MRP [₹]
800 A	LV500605	On Request
1000 A	LV500605	On Request
1250 A	LV500605	On Request



**Auxiliary Switch 2 C/O**

Rated Current	Reference	Unit MRP [₹]
800 A	LV500602	On Request
1000 A	LV500602	On Request
1250 A	LV500602	On Request



**Under Voltage release (240 V AC)**

Rated Current	Reference	Unit MRP [₹]
800 A	LV500606	On Request
1000 A	LV500606	On Request
1250 A	LV500606	On Request



**Trip Alarm Contact**

Rated Current	Reference	Unit MRP [₹]
800 A	LV500603	On Request
1000 A	LV500603	On Request
1250 A	LV500603	On Request

For details on non-standard references, technical parameters, stockable and non-stockable status, please contact Customer Care Centre.

NORMAL STOCK ITEMS

W.E.F. June 10<sup>th</sup>, 2026



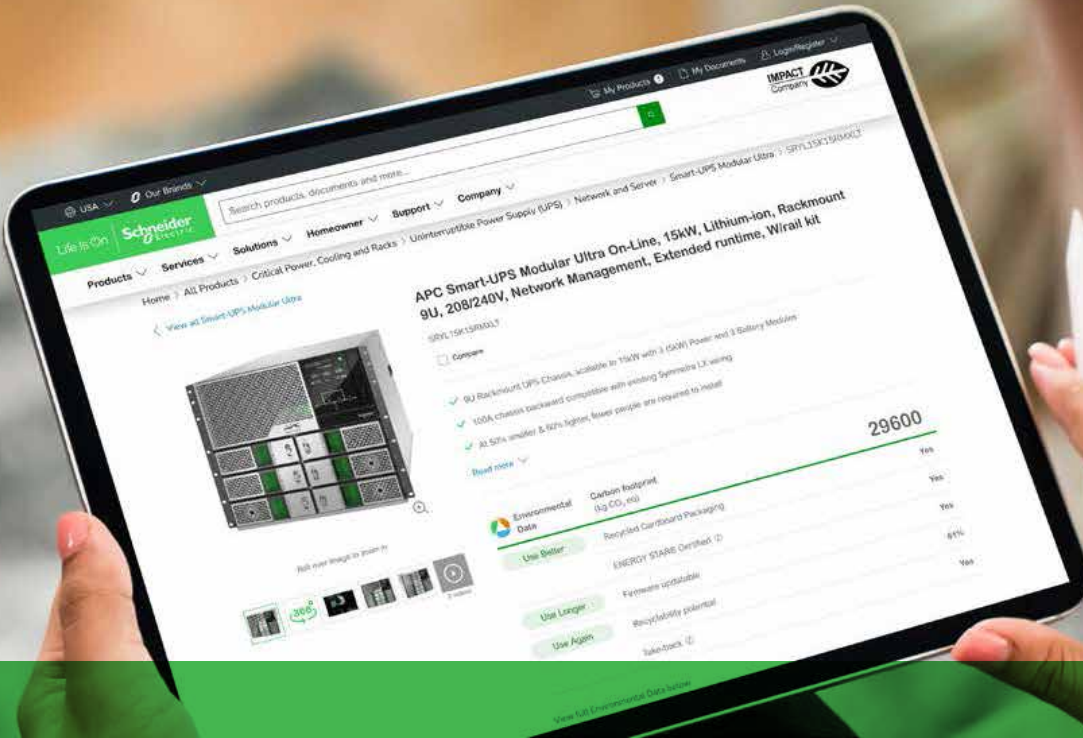
# ComPacT NSX

Molded-Case Circuit Breakers  
And Switch-Disconnectors  
From 16 To 630 A - Up To 690 V





# Environmental Data Program

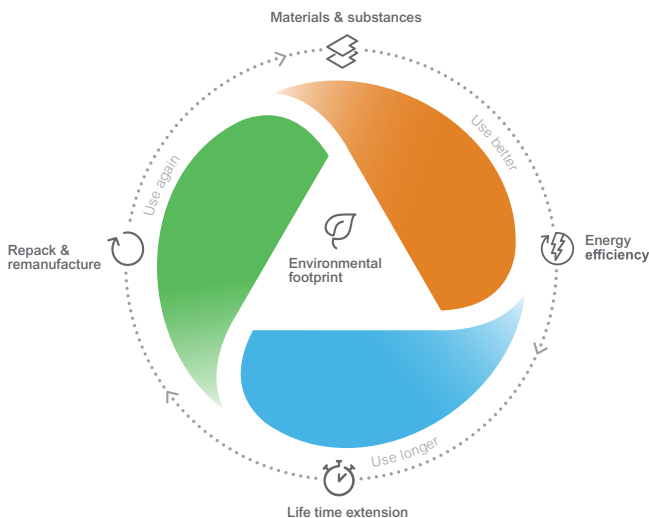


## Next-level transparency for better-informed product choices

The Environmental Data Program is a framework for how we measure, categorize, and compare the environmental attributes and footprint of our products.

Using a rigorous, fact-based methodology, the program provides environmental data from across the product lifecycle.

Five data categories across the product lifecycle



**Use Better:** How sustainable a product is, including environmental footprint, materials and substances, packaging, and energy efficiency.

**Use Longer:** How a product's life time can be effectively extended in terms of reparability and updatability.

**Use Again:** How a product can be reused, from dismantling and remanufacturing to recyclability and manufacturer take back.

With this transparent, verified data, customers and partners are empowered to make conscious environmental choices and accurately evaluate and report on sustainability performance.

All our hardware offers have an associated environmental data available on se.com product pages.



# ComPact NSX

Schneider Electric is proud to introduce the new generation of ComPact MCCBs. These breakers talk to you, wherever you are, in all transparency. New design complements new wireless connectivity capabilities with our latest wireless auxiliary contact.

## ComPact Design



### New signature design

- Schneider Electric green signature style for the entire ComPact range
- Estimated 40% reduction of wiring time for panel builders
- Experience easier installation thanks to a new ergonomic front-plate design
- Gain the confidence that all auxiliaries are on the right spot, and simply double check that you have the right coil rating
- Ergonomic new toggle for easier breaker manual operation


## Wireless Auxiliary Contact



### Wireless breaker status

- Plug & play technology for clear connection status (0 or 1, no half-way wired)
- Placed in the same position as the wired version, its LED light will give you direct indication in case of a tripping
- If you are away, your ComPact will send you an immediate notification via EcoStruxure Facility Expert for instance
- Wireless auxiliary accelerates overall wiring time: status communication is done very simply and commissioned wirelessly
- Communication architecture is fully EcoStruxure Power validated, with any application

### Ready to meet the new face of ComPact?



Meet the new generation of ComPact™ circuit breakers with semi-transparent faceplate, screwless auxiliaries and remote monitoring features.

Learn about the benefits of the ComPact range here:  
[se.com/compact-nsx](https://se.com/compact-nsx)

# COMPACT

Moulded Case Circuit Breaker

The new generation of reliable ComPacT circuit breakers features improved performance and easier installation.

- Gain a competitive edge with easy-to-upgrade, wireless connectivity of circuit breakers and panels.
- Experience easier installation thanks to a new ergonomic front-plate design.
- Improve build and installation times with screwless, plug-and-play auxiliaries.

[se.com/compact-nsx](http://se.com/compact-nsx)



ComPacT™ molded-case circuit breaker



New BCSM Modbus SL/ULP


**Simplify** your  
path to **digital**

[se.com/in](https://se.com/in)

**Schneider**  
Electric


© 2024 Schneider Electric. All rights reserved. All trademarks are the property of Schneider Electric SAS or its affiliated companies.

## Current architecture




1. IFE LV434001
2. IFM v2 LV4340000
3. NSX cord LV434201
4. BSCM LV434205

## Solution with new BSCM



1. Panel Server PAS600L
2. Modbus SL Hub LV434224
3. BSCM Modbus SL/ULP LV434220



## Connectivity of the future with **BSCM Modbus SL/ULP**

- ✓ Connect with ULP and Modbus SL protocols
- ✓ Effortless setup with Plug & Play RJ45 connection
- ✓ Easy installation thanks to its simple architecture with Modbus SL Hub
- ✓ Empowers sustainability by reducing carbon footprint
- ✓ Cost-effective solution for connectivity


## Compatibility with **EcoStruxure Power Commission**















































Integrate seamlessly with EPC, boosting setup, testing, and overall process speed and accuracy. Get your projects running faster and more reliably, leaving the competition in the dust.





## NSX Thermal Magnetic Trip Unit (TM-D)


- BIS Certified 
- Ics = 100% Icu as per IEC 60947-2
- Adjustable thermal setting 0.7 to 1 x In
- Adjustable magnetic setting 5 to 10 x Ir \*\*
- Transparent cover for trip unit as standard

Breaking Capacity Icu as per IEC 60947-2	Rated Current	Three Pole Reference	Unit MRP [₹]	Four Pole Reference	Unit MRP [₹]
25kA	16A	C10B3TM016	20900	C10B6TM016	29990
	25A	C10B3TM025 	20900	C10B6TM025	29990
	32A	C10B3TM032 	20900	C10B6TM032	29990
	40A	C10B3TM040 	20900	C10B6TM040	29990
	50A	C10B3TM050	20900	C10B6TM050	29990
	63A	C10B3TM063 	20900	C10B6TM063 	29990
	80A	C10B3TM080 	20900	C10B6TM080	29990
	100A	C10B3TM100 	20900	C10B6TM100 	29990
	125A	C16B3TM125 	37010	C16B6TM125 	45580
	160A	C16B3TM160 	39590	C16B6TM160 	49670
	200A	C25B3TM200	57040	C25B6TM200 	68620
	250A	C25B3TM250 	58150	C25B6TM250 	69980
36kA	16A	C10F3TM016 	25440	C10F6TM016	32210
	25A	C10F3TM025 	25440	C10F6TM025	32210
	32A	C10F3TM032 	25440	C10F6TM032 	32210
	40A	C10F3TM040 	25440	C10F6TM040	32210
	50A	C10F3TM050	25440	C10F6TM050	32210
	63A	C10F3TM063 	25440	C10F6TM063 	32210
	80A	C10F3TM080 	25440	C10F6TM080	32210
	100A	C10F3TM100 	25440	C10F6TM100 	32210
	125A	C16F3TM125 	38010	C16F6TM125 	47350
	160A	C16F3TM160 	39910	C16F6TM160 	51070
	200A	C25F3TM200 	57770	C25F6TM200 	71210
	250A	C25F3TM250 	59440	C25F6TM250 	74070
50kA	16A	C10N3TM016	30260	C10N6TM016	37930
	25A	C10N3TM025	30260	C10N6TM025	37930
	32A	C10N3TM032 	30260	C10N6TM032	37930
	40A	C10N3TM040 	30260	C10N6TM040	37930
	50A	C10N3TM050	30260	C10N6TM050	37930
	63A	C10N3TM063 	30260	C10N6TM063	37930
	80A	C10N3TM080 	30260	C10N6TM080	37930
	100A	C10N3TM100 	30260	C10N6TM100	37930
	125A	C16N3TM125 	45710	C16N6TM125	52570
	160A	C16N3TM160 	46680	C16N6TM160	55190
	200A	C25N3TM200 	62280	C25N6TM200	76090
	250A	C25N3TM250 	63470	C25N6TM250	80720
70kA	16A	C10H3TM016	38320	C10H6TM016	49410
	25A	C10H3TM025	38320	C10H6TM025	49410
	32A	C10H3TM032	38320	C10H6TM032	49410
	40A	C10H3TM040	38320	C10H6TM040	49410
	50A	C10H3TM050	38320	C10H6TM050	49410
	63A	C10H3TM063 	38320	C10H6TM063	49410
	80A	C10H3TM080	38320	C10H6TM080	49410
	100A	C10H3TM100 	38320	C10H6TM100	49410
	125A	C16H3TM125	71310	C16H6TM125	75770
	160A	C16H3TM160 	72060	C16H6TM160	77300
	200A	C25H3TM200	81910	C25H6TM200	106430
	250A	C25H3TM250 	82710	C25H6TM250	107510

**Note:**

- \*\* applicable for NSX 200A & 250A
- For higher breaking capacities (100kA and 150kA); for Generator Protection MCCB and other special application MCCB, contact our nearest Sales office.


For details on non-standard references, technical parameters, stockable and non-stockable status, please contact Customer Care Centre.





























 NORMAL STOCK ITEMS

W.E.F. June 10<sup>th</sup>, 2026



### NSX Micrologic 2 (µP -ASIC based)

- BIS Certified 
- Protection type LS01N
- Ics = 100% Icu as per IEC 60947-2
- Adjustable overload from 0.40 to 1 x In
- Adjustable short circuit from 1.5 to 10 x Ir
- Innovative front indication LED's (Ready, Overload pre-alarm & Overload)
- Two frame sizes up to 630A
- Adjustable neutral protection - N, N/2, OFF for 4 Pole MCCB







Breaking Capacity Icu as per IEC 60947-2	Rated Current	Three Pole Reference	Unit MRP [₹]	Four Pole Reference	Unit MRP [₹]
25kA	40A	C10B32D040 	40210	C10B42D040	51730
	100A	C10B32D100 	40210	C10B42D100 	51730
	160A	C16B32D160 	51320	C16B42D160 	65490
	250A	C25B32D250 	67450	C25B42D250 	86520
36kA	40A	C10F32D040	40860	C10F42D040	51970
	100A	C10F32D100 	40860	C10F42D100 	51970
	160A	C16F32D160 	52240	C16F42D160 	72200
	250A	C25F32D250 	70630	C25F42D250 	97880
	400A	C40F32D400 	104990	C40F42D400 	119710
50kA	630A	C63F32D630 	111480	C63F42D630 	142600
	40A	C10N32D040	49030	C10N42D040	66320
	100A	C10N32D100 	49030	C10N42D100 	68290
	160A	C16N32D160 	62110	C16N42D160	80800
	250A	C25N32D250 	80680	C25N42D250 	104850
70kA	400A	C40N32D400 	108790	C40N42D400 	141290
	630A	C63N32D630 	112780	C63N42D630 	149360
	40A	C10H32D040	61310	C10H42D040	77640
	100A	C10H32D100	62240	C10H42D100	77640
	160A	C16H32D160	82190	C16H42D160	104900
70kA	250A	C25H32D250	92320	C25H42D250	133230
	400A	C40H32D400 	122630	C40H42D400	161030
	630A	C63H32D630 	125640	C63H42D630	195460

**Note:** For higher breaking capacities (100kA and 150kA); for Generator Protection MCCB and other special application MCCB, contact our nearest Sales office.

### NSX Micrologic 2 (µP -ASIC based) / TMD / MA+ shunt +GFP

- Protection type LS01GN
- Ics = 100% Icu as per IEC 60947-2
- Fault indication for GF (LED type) meant for human safety
- Adjustable overload from 0.36 to 1 x In
- Adjustable short circuit from 1.5 to 10 x Ir
- Adjustable earth fault sensitivity selection 10 to 60%
- Innovative front indication LED's (Ready, Overload pre-alarm & Overload)
- Two frame sizes up to 630A
- Suitable for 3P3W & 3P4W electrical distribution network
- Breaking Capacity enhancement upto 150kA with a higher capacity upstream (Cascading)
- Adjustable neutral protection - N, N/2, OFF for 4 Pole MCCB



MCCB Frame	Relay Module rated current	3 Ph + 3W Reference	Unit MRP [₹]	3 Ph + 4W Reference	Unit MRP [₹]
CVS/NSX100	32, 40, 50, 63, 80, 100	GFP11CT13P 	11590	GFP11CT14P 	12700
CVS/NSX 160 / 250	125, 160, 200, 250	GFP12CT23P 	13170	GFP12CT24P 	14880
CVS/NSX 400 / 630	400, 630	GFP13CT33P 	19930	GFP13CT34P 	21750

**Note:** Kindly order NSX/CVS MCCB +GFP+. Shunt trip coil.

For details on non-standard references, technical parameters, stockable and non-stockable status, please contact Customer Care Centre.


 NORMAL STOCK ITEMS

W.E.F. June 10<sup>th</sup>, 2026



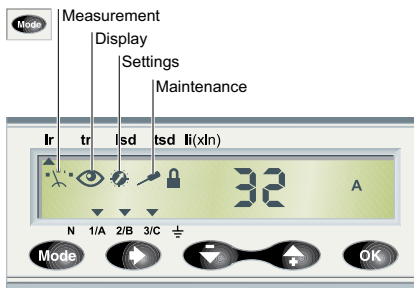
## NSX Micrologic 6A

### Protection

- BIS Certified 
- Ics = 100% Icu as per IEC 60947-2
- External Neutral CT required for highly un-balanced TP-N system (\* has to be ordered at extra price)
- Adjustable neutral protection - N, N/2, OFF and oversized neutral (standard feature) for 4 Pole MCCB.
- Adjustable overload from Ir 0.4 to 1 x In and tr = 0.5 to 16 s
- Adjustable short circuit from I<sub>sd</sub> 1.5 to 10 x Ir and tsd I<sub>2t</sub> ON/OFF 0.1 to 0.4s
- Adjustable earth fault 0.4 to 1 x In (for In=40A) & 0.2 to 1 x In (for In>40A) and tg I<sub>2t</sub> ON/OFF 0.1 to 0.4s
- Instantaneous protection Ii 1.5 x In to 15 x In (40 - 160A), 12 x In (250 to 400A) and 11 x In (630A)
- Zone Selective Interlocking (ZSI) as standard

### Measurement & Diagnostics

- Current measurement, communication capable as standard
- Demand and maximum demand values
- Indications for fault types, alarms and histories with timestamping
- Fault distinction on the display of trip unit (type of fault, interrupted fault current and faulty phase)
- Operation, trip and alarm counters; Operating Hours counter
- Contact wear, Load profile and thermal image



Breaking Capacity Icu as per IEC 60947-2	Rated Current	Three Pole Reference	Unit MRP [₹]	Four Pole Reference	Unit MRP [₹]
36kA	100A	C10F36A100	On Request	C10F46A100	On Request
	160A	C16F36A160	On Request	C16F46A160	On Request
	250A	C25F36A250	On Request	C25F46A250	On Request
	400A	C40F36A400	On Request	C40F46A400	On Request
	630A	C63F36A630	On Request	C63F46A630	On Request
50kA	100A	C10N36A100	On Request	C10N46A100	On Request
	160A	C16N36A160	On Request	C16N46A160	On Request
	250A	C25N36A250	On Request	C25N46A250	On Request
	400A	C40N36A400	On Request	C40N46A400	On Request
70kA	100A	C10H36A100	On Request	C10H46A100	On Request
	160A	C16H36A160	On Request	C16H46A160	On Request
	250A	C25H36A250	On Request	C25H46A250	On Request
	400A	C40H36A400	On Request	C40H46A400	On Request
	630A	C63H36A630	On Request	C63H46A630	On Request


For details on non-standard references, technical parameters, stockable and non-stockable status, please contact Customer Care Centre.

NORMAL STOCK ITEMS

W.E.F. June 10<sup>th</sup>, 2026



**NSX Magnetic Trip Unit MA type**

- BIS Certified 
- Ics = 100% Icu as per IEC 60947-2
- Adjustable magnetic setting Im 6 to 14 x In (2.5 to 100A) & 9 to 14 x In (150 to 200A)
- Type - 2 Co-ordination charts upto 110 kW at 400V
- Adjustable neutral protection - N, N/2, OFF for 4 Pole MCCB

Breaking Capacity Icu as per IEC 60947-2	Rated Current	Three Pole Reference	Unit MRP [₹]
36kA	150A	C16F3MA150	41270
36kA	220A	C25F3MA220	67730
50kA	150A	C16N3MA150	50400
50kA	220A	C25N3MA220	74330
70kA	150A	C16H3MA150	74900
70kA	220A	C25H3MA220	116130



**MCCBs for DC Network Protection**

16A to 1200A in Two frames sizes with Thermal Magnetic Trip Unit (TMD)

- Up to 1200 A for ComPact NSX DC, protection is provided by thermal-magnetic trip units
- TM-D up to 160 A: fixed thermal threshold and magnetic pick-up
- TM-D up to 63 A: adjustable thermal threshold and fixed magnetic pick-up
- TM-DC from 80 to 250 A: fixed or adjustable (for 200 and 250 A) magnetic pick-up and adjustable thermal threshold
- TM-DC from 250 A to 1200 A adjustable magnetic pick-up and adjustable thermal threshold
- TM-G, up to 250 A: adjustable thermal threshold and fixed low magnetic pick-up to protect long cables

Breaking Capacity Icu as per IEC 60947-2	Rated Current	Three Pole Reference	Unit MRP [₹]	Four Pole Reference	Unit MRP [₹]
36kA	400A	C40F3TM400D	110060	C40F4TM400D	120120
36kA	500A	C63F3TM500D	113190	C63F4TM500D	116800
36kA	600A	C63F3TM600D	113190	C63F4TM600D	137050
100kA	400A	C40S3TM400D	121510	C40S4TM400D	138530
100kA	500A	C63S3TM500D	124170	C63S4TM500D	149800
100kA	600A	C63S3TM600D	132660	C63S4TM600D	160040

For details on non-standard references, technical parameters, stockable and non-stockable status, please contact Customer Care Centre.

 NORMAL STOCK ITEMS

W.E.F. June 10<sup>th</sup>, 2026



### MCCB for 800V AC & 1000V AC

- As per IEC 60947-2
- NSX Micrologic Trip unit LSol
- Icu, 36kA at 800V AC, 10kA at 1000V AC

Description	Reference	Unit MRP [₹]
NSX400K, 36kA at 800V AC, 10kA at 1000V AC, 3P3D 250A 2.3	C40K32D250	On Request
NSX400K, 36kA at 800V AC, 10kA at 1000V AC, 3P3D 400A 2.3	C40K32D400	On Request
NSX400K, 36kA at 800V AC, 10kA at 1000V AC, 4P4D 250A 2.3	C40K42D250	On Request
NSX400K, 36kA at 800V AC, 10kA at 1000V AC, 4P4D 400A 2.3	C40K42D400	On Request

It is mandatory to install long terminal shields with lugs and bars

Description	Reference	Unit MRP [₹]
3P Long terminal shield with 52.2mm pitch	LV432595	On Request
4P Long terminal shield with 52.2mm pitch	LV432596	On Request



Indication contacts



SDTAM remote indication relay module



SDx remote indication relay module



Voltage Release



Motor Mechanism

Description	Reference	Unit MRP [₹]
<b>Auxiliary contacts (changeover) Multifunction</b>		
OF or SD or SDE or SDV	29450 ✓	1640
OF or SD or SDE or SDV low level	29452	1990
SDE adaptor for trip unit TM or MA or Micrologic 2 \$\$\$	LV429451 ✓	1520
<b>SDX 2-PROGRAMMABLE CONTACTS FOR MICROLOGIC</b>		
SDx module 24/415 V AC/DC	LV429532	25530
<b>SDTAM contactor tripping module for Micrologic 2- M/6 E-M</b>		
SDTAM 24/415 V AC/DC overload fault indication	LV429424	26750

\$\$\$ To be considered along with SDE contact for MCCB with TMD/MA./Micrologic 2 protection.

### Voltage Releases

Description	Shunt Release Reference	Unit MRP [₹]	Undervoltage Reference	Unit MRP [₹]
<b>AC</b>				
24 V 50/60 Hz	LV429384	4740	LV429404	5880
48 V 50/60 Hz	LV429385	4860	LV429405	6030
110-130 V 50/60 Hz	LV429386 ✓	4740	LV429406 ✓	5880
220-240 V 50/60 Hz	LV429387 ✓	4740	LV429407 ✓	5880
380-415 V 50 Hz	LV429388 ✓	4740	LV429408 ✓	5880
525 V 50 Hz	LV429389	4860	LV429409	8640
<b>DC</b>				
12 V	LV429382	4740	LV429402	5960
24 V	LV429390 ✓	4740	LV429410 ✓	5820
30 V	LV429391	4860	LV429411	8640
48 V	LV429392	4740	LV429412	5960
60 V	LV429383	6900	LV429403	8420
125 V	LV429393	4740	LV429413	5820
250 V	LV429394	4740	LV429414 ✓	5760

### Installation Accessories

Description	100/160/250A Reference	Unit MRP [₹]	400/630A Reference	Unit MRP [₹]
<b>Spreaders &amp; Phase Barrier</b>				
Spreaders (Set of 3) 3P	LV431563 ✓	1230	32492 ✓	3300
Spreaders (Set of 4) 4P	LV431564 ✓	1630	32493 ✓	4130
Phase Barrier (Set of 6)	*	-	LV432570 ✓	1550
<b>Interlocking</b>				
For Breaker with Rotary Handle	LV429369	17850	LV432621	22570
For Breaker with Toggle	LV429354	21990	LV432614	22800
Mechanical Interlocking with Base Plate	29349**	-	32609**	-
<b>Locking of Rotary Handle</b>				
Locking Device	LV429344 ✓	1150	LV432604 ✓	1550
Ronis Keylock (1 Lock + 1 Key set)	41940 ✓	9150	41940 ✓	9150
Ronis Keylock (2 Locks + 1 Key set)	41950 ✓	15400	41950 ✓	15400
Profalux Keylock (1 Lock + 1 Key set)	42888	14300	42888	14300
Profalux Keylock (2 Locks + 1 Key set)	42878	17950	42878	17950

\* supplied as standard with spreader

\*\* Mechanical Interlocking with Base Plate to be ordered with Safety trip interlock (LV429270 for 29349 and LV432520 for 32609)

For details on non-standard references, technical parameters, stockable and non-stockable status, please contact Customer Care Centre.

✓ NORMAL STOCK ITEMS

W.E.F. June 10<sup>th</sup>, 2026



FDM121: Front Display Module



Test Battery



Power Supply Module B



BSCM Modbus SL/ULP

**Motor Mechanism**

Type	Voltage	100/160A Reference	Unit MRP [₹]	250A Reference	Unit MRP [₹]	400/630A Reference	Unit MRP [₹]
<b>Motor Mechanism Modules with SDE Adaptor <sup>(1)</sup></b>							
AC 50/60 Hz	48-60 V	LV429440	58170	LV431548	64280	LV432639	76570
	110-130 V	LV429433	47660	LV431540	52420	LV432640	76570
	220-240 V	LV429434 <input checked="" type="checkbox"/>	49010	LV431541 <input checked="" type="checkbox"/>	54160	LV432641 <input checked="" type="checkbox"/>	78730
	380-415 V	LV429435	47660	LV431542	52670	LV432642	76250
	440-480 V	LV429435	47660	LV431542	52670	LV432647	76190
DC	24-30 V	LV429436	65290	LV431543	70790	LV432643	93540
	48-60 V	LV429437	65290	LV431544	70790	LV432644	93540
	110-130 V	LV429438	65290	LV431545	70790	LV432645	93540
	250 V	LV429439	65290	LV431546	70790	LV432646	93540

(1) With every Motor Mechanism, please order 1 no. auxiliary contact additionally. For other voltages of motor mechanism please consult Customer Care.

Description	100/160/250A Reference	Unit MRP [₹]	400/630A Reference	Unit MRP [₹]
<b>Locking of Motor Mechanism</b>				
Keylock adaptor + Ronis keylock (special)	LV429449	6600	-	-
Locking Device	-	-	LV432649	2350
Ronis Keylock	-	-	41940 <input checked="" type="checkbox"/>	9150
Profalux Keylock	-	-	42888	14300
Torque Limiting Screws (Set of 12)	LV429513	5300	LV432513	5770

**Monitoring and Control, test tools- ComPact and NSX100 - 630**  
Monitoring and Control (Remote Operation)

Description	Reference	Unit MRP [₹]
<b>ULP Display Module</b>		
Switchboard front display module FDM121	TRV00121 <input checked="" type="checkbox"/>	26230
<b>Modbus SL Wiring Accessories <sup>NEW</sup></b>		
ComPacT NSX BSCM Modbus SL Cord .33m	LV424221	On Request
ComPacT NSX BSCM Modbus SL Cord 1.3m	LV434222	1980
5 RJ45/RJ45 MALE Cord L = 1m	TRV00810	5680
10 Stacking connectors for COM interface	TRV00217	8940
<b>Modbus SL/ULP <sup>NEW</sup></b>		
Modbus SL Hub	LV434224	5290
ComPacT NSX BSCM Modbus SL/ULP	LV434220	13260
<b>Power Supply Modules</b>		
<b>External power supply module 24 V DC-1 A OVC IV</b>		
200-240 V AC	LV454444 <input checked="" type="checkbox"/>	32310
Pocket battery for Micrologic NSX100-630	LV434206	33040

Maintenance Module for advanced configuration and testing, contact our nearest Sales office.  
ULP = Universal Logic Plug

For details on non-standard references, technical parameters, stockable and non-stockable status, please contact Customer Care Centre.

NORMAL STOCK ITEMS

W.E.F. June 10<sup>th</sup>, 2026

New Gen-Direct  
Rotary HandleNew Gen-Extended  
Rotary Handle

Plug in Base




Draw-Out Chassis Kit

Description	100/160/250A Reference	Unit MRP [₹]	400/630A Reference	Unit MRP [₹]
<b>Rotary Handles</b>				
Standard direct black handle	LV429337T <input checked="" type="checkbox"/>	2400	LV432597T <input checked="" type="checkbox"/>	3620
Standard extended rotary handle	LV429338T <input checked="" type="checkbox"/>	3300	LV432598T <input checked="" type="checkbox"/>	5870
<b>Plug in Base (Complete Kit)</b>				
3 Pole	LV429289 <input checked="" type="checkbox"/>	20300	LV432538 <input checked="" type="checkbox"/>	47930
4 Pole	LV429290 <input checked="" type="checkbox"/>	26300	LV432539 <input checked="" type="checkbox"/>	59740
<b>Draw-Out Chassis Kit</b>				
3 Pole				
Plug In base	LV429289 <input checked="" type="checkbox"/>	20300	LV432538 <input checked="" type="checkbox"/>	47930
Chassis Side Plate for base	LV429282 <input checked="" type="checkbox"/>	26830	LV432532 <input checked="" type="checkbox"/>	33960
Chassis Side Plate for breaker	LV429283 <input checked="" type="checkbox"/>	13640	LV432533 <input checked="" type="checkbox"/>	18980
4 Pole				
Plug In base	LV429290 <input checked="" type="checkbox"/>	26300	LV432539 <input checked="" type="checkbox"/>	59740
Chassis Side Plate for base	LV429282 <input checked="" type="checkbox"/>	26830	LV432532 <input checked="" type="checkbox"/>	33960
Chassis Side Plate for breaker	LV429283 <input checked="" type="checkbox"/>	13640	LV432533 <input checked="" type="checkbox"/>	18980
<b>Plug In / Withdrawable version Accessories</b>				
<b>Automatic Auxilliary Connectors</b>				
1 9-wire fixed connector (for base)	LV429273	2700	LV429273	2700
1 9-wire moving connector (for circuit breaker)	LV429274	1900	LV432523 <input checked="" type="checkbox"/>	2050
1 support for 2 moving connectors	LV429275	1450	LV432525 <input checked="" type="checkbox"/>	1450
<b>Manual Auxilliary Connectors</b>				
9-wire manual auxiliary connector (fixed + moving)	LV429272	9130	LV429272	9130

**Note:** Above auxiliary connectors to be used with Plug-in and Withdrawable MCCB when Auxiliary Contact, Shunt, UnderVoltage or Motor Mechanism is used.

# Unique Modular Ground Fault Protection



## Earth Fault Protection for EasyPact CVS/ ComPact NSX MCCBs Modular Device for EasyPact CVS/ ComPact NSX Range Moulded Case Circuit Breakers

- Adjustable earth fault sensitivity selection 10 to 60%
- Adjustable time delay Inst/ 0.5 - 3 sec.
- System healthiness check through LED indication
- Individual fault indication for OL/SC, EF when used with ComPact NSX & EasyPact CVS (Optional)
- Test facility to check healthiness of earth fault protection system without tripping MCCB
- Suitable for 3P3W & 3P4W electrical distribution network

MCCB Frame	Relay Module rated current	3 Ph + 3W Reference	Unit MRP [₹]	3 Ph + 4W Reference	Unit MRP [₹]
CVS/NSX100	32, 40, 50, 63, 80, 100	GFP11CT13P <input checked="" type="checkbox"/>	11590	GFP11CT14P <input checked="" type="checkbox"/>	12700
CVS/NSX 160 / 250	125, 160, 200, 250	GFP12CT23P <input checked="" type="checkbox"/>	13170	GFP12CT24P <input checked="" type="checkbox"/>	14880
CVS/NSX 400 / 630	400, 630	GFP13CT33P <input checked="" type="checkbox"/>	19930	GFP13CT34P <input checked="" type="checkbox"/>	21750

**Note:** Kindly order one no. Shunt trip coil along with one Ground Fault Protection Module for CVS100 to 630.

## Earth Leakage Protection

### ComPact NSX VigiPacT Add-on Module



VigiPacT

NSX + VigiPacT

- Compliance with Standards - IEC60947-2 annex B, IEC 60755, Type A, immunity to DC components up to 6 mA
- Sensitivity In (A)-0.03, 0.1, 0.3, 0.5, 1, 3
- Time delay (ms)-0, 60, 150, 300, 500, 800, 1.2s, 4s
- VigiPacT add-on may be equipped with an auxiliary contact (SDV) to remotely signal tripping due to an earth fault
- Self powered - "no external supply required"

MCCB Frame	Three Pole <sup>(1)</sup> Reference	Unit MRP [₹]	Four Pole Reference	Unit MRP [₹]
NSX - 100/160	LV429488 <input checked="" type="checkbox"/>	41000	LV429489	45300
NSX - 250	LV429492	45210	LV429493	46220
NSX - 400/630	LV432464	111930	LV432465	119860

For details on non-standard references, technical parameters, stockable and non-stockable status, please contact Customer Care Centre.

NORMAL STOCK ITEMS

W.E.F. June 10<sup>th</sup>, 2026



New PacT Series

# ComPacT NS

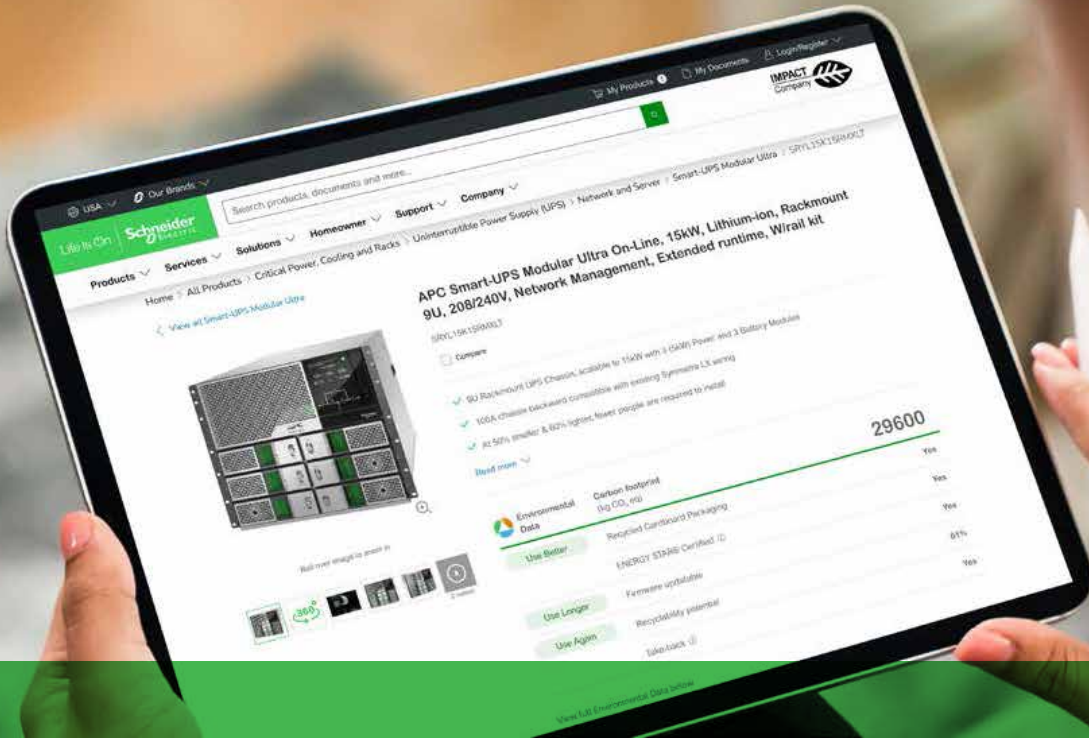
Molded Case Circuit Breakers  
and Switch-Disconnectors  
from 630b to 1600 A



[se.com/in](http://se.com/in)



# Environmental Data Program

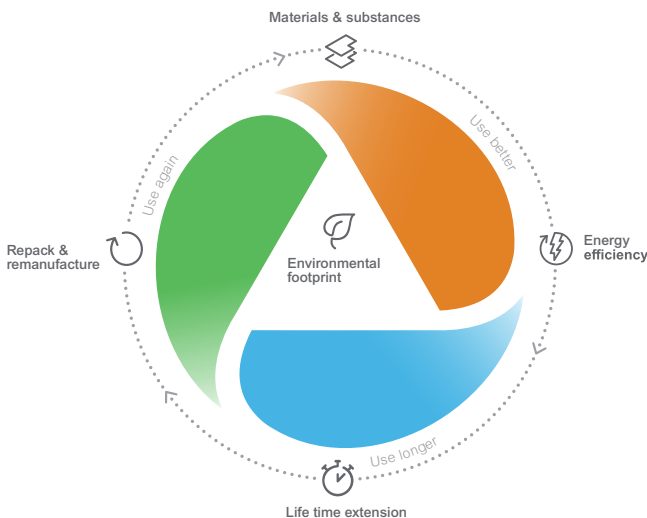


## Next-level transparency for better-informed product choices

The Environmental Data Program is a framework for how we measure, categorize, and compare the environmental attributes and footprint of our products.

Using a rigorous, fact-based methodology, the program provides environmental data from across the product lifecycle.

Five data categories across the product lifecycle



**Use Better:** How sustainable a product is, including environmental footprint, materials and substances, packaging, and energy efficiency.

**Use Longer:** How a product's life time can be effectively extended in terms of reparability and updatability.

**Use Again:** How a product can be reused, from dismantling and remanufacturing to recyclability and manufacturer take back.

With this transparent, verified data, customers and partners are empowered to make conscious environmental choices and accurately evaluate and report on sustainability performance.

All our hardware offers have an associated environmental data available on se.com product pages.



## Micrologic Control Units - Salient Features

### Circuit breakers and switch-disconnectors from 800 to 1600A

- Category B MCCBs
- Ethernet based monitoring, control, alarm notification for energy, asset and network management
- Built-in energy metering with combined accuracy class of 2% for improved energy efficiency
- Total Discrimination
- With Micrologic Trip Units (Common for ACBs & MCCBs) - Unique Feature
- Available in both fixed & drawout versions, manually & electrically operated



Micrologic

#### With Micrologic 2.0

- LED overload alarm indicator
- Test Facility
- Adjustable neutral protection - N, N/2, OFF for 4 Pole MCCBs
- Adjustable overload (Ir) 0.4 to 1 x In
- Adjustable short circuit (Instantaneous) 1.5 to 10 x Ir



Micrologic A

#### Micrologic 6.0.A Manual & Electrical Fixed

- Features over and above Micrologic 2.0
- Earth fault protection 0.3 to 1 x In (for In < 400A) & 0.2 to 1 x In (for 400A < In > 1250A), 500A to 20A x In (for In >= 1250A), time setting I2T ON/OFF 0.1 - 0.4s and time delay
- With ammeter display & bargraph (unique feature of Schneider MCCB)
- Internal fault (Ap), Individual fault indication by LED
- Zone Selective Interlocking
- Optional Communication



Micrologic E

#### Micrologic 6.0E (Embedded Energy Metering)

- Features over and above Micrologic 6.0 A
- Current measurement: Ammeter, current demand,
- Voltages (ph-ph, ph-N & unbalance), Power (P,Q,S), power factor, power demand, Energy (Ep, Eq, Es)



Micrologic P

#### Micrologic 6.0P

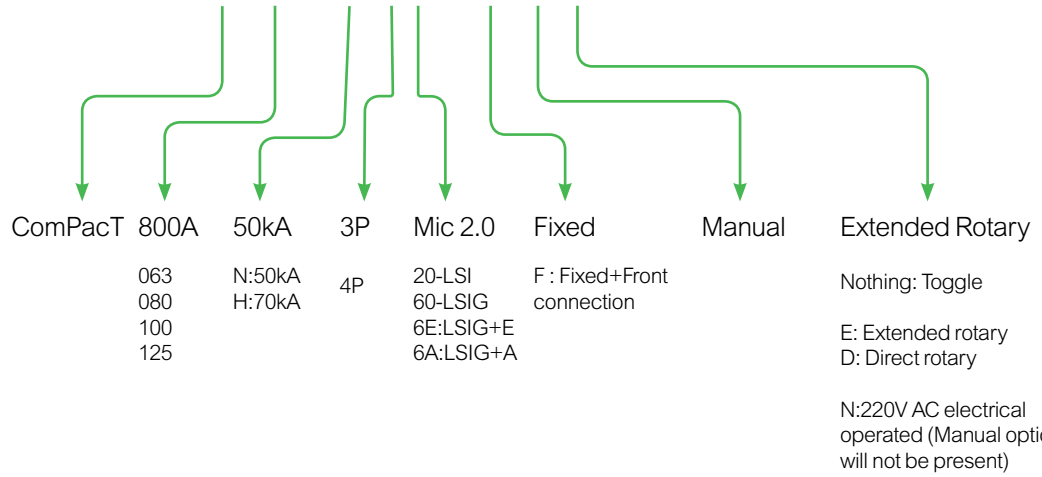
- Micrologic P control units include all the functions offered by Micrologic E
- Measure voltages and calculate power and energy values
- New protection functions based on currents, voltages, frequency
- Power reinforce load protection in real time.

## New Gen Compact NS Reference



C080N320FME\_IN

India



Breaking Capacity Icu as per IEC 60947-2	Current Rating	Three Pole Reference	Unit MRP [₹]	Four Pole Reference	Unit MRP [₹]
50kA	800A	C080N320FME_IN	On Request	C080N420FME_IN	On Request
	800A	C080N36AFME_IN	On Request	C080N46AFME_IN	On Request
	800A	C080N320FMD_IN*	On Request	C080N46EFME_IN*	On Request
	800A	C080N320FN_IN**	On Request	C080N420FN_IN	On Request
70kA	800A	C080H320FME_IN	On Request	C080H46AFME_IN	On Request
	800A	C080H36AFME_IN	On Request	-	-
50kA	1000A	C100N320FME_IN	On Request	C100N420FME_IN	On Request
	1000A	C100N36AFME_IN	On Request	C100N46AFME_IN	On Request
	1250A	C125N320FME_IN	On Request	C125N420FME_IN	On Request

**Note:** References for different rating & combination, reach out to Schneider Electric representative

\* Direct rotary handle

\*\* 220V AC Electrical operated

# EasyPact EZC

Safe, Reliable and Easy



With just three sizes of circuit breakers, Schneider Electric's **EasyPact EZC** system is the simple, universal solution, particularly adapted to Buildings and OEM segments

- Suitability for Isolation ensures safety
- Compliance to RoHS (Restriction of Hazardous Substances) for environment safety

**Range Details:**

- Global MCCB offer from 15A to 600A
- Operating voltage upto 550VAC
- 1P, 2P, 3P and 4P versions available
- EZC AC version is suitable for DC applications upto 250V DC (15A to 250A breaking capacity up to 30kA)

**Note:** Connect with Schneider Electric Representative to know more.

For details on non-standard references, technical parameters, stockable and non-stockable status, please contact Customer Care Centre.

NORMAL STOCK ITEMS

W.E.F. June 10<sup>th</sup>, 2026

Earth Leakage Protection is obtained by:

- Installing a Micrologic 7.0.A control unit (ComPact NS800 - 3200A/ MasterPact NT/NW ACB)
- Using Vigirex Relays and separate Toroids or Rectangular Sensors

## Vigirex Relays



Vigirex Relays along with Vigirex Sensors, may be used to add external Earth Leakage Protection to Circuit Breakers

- Sensitivity Adjustments from 30mA to 30A and time delay settings from (0-4.5 seconds)
- Closed Toroid up to 630A (30 to 300mm in diameter), Split Toroid up to 250A (46 to 110mm in diameter) or
- Rectangular sensor up to 3200A
- 400Hz Distribution System

**Note:** For further details, please contact our nearest Sales Office.

Type	Control Voltage	Din rail mount Reference	Unit MRP [₹]	Front panel mount Reference	Unit MRP [₹]
RH10 with local manual fault reset	220/240VAC	56130	26760	56230	27980
Sensitivity=0.03A	380/415VAC	56140	26760	56240	39570
RH99 with local manual fault reset	220/240VAC	56173	40430	56273	43740
Sensitivity = 0.03- 30A & time delay= 0-4.5s	380/415VAC	56174	44570	56274	45950
RH197P with local manual or automatic fault reset	220/240VAC		-	56507*	47100
Sensitivity = 0.03- 30A & time delay= 0-4.5s	380/415VAC		-	56508*	107900
RH197P with local manual or automatic fault reset	220/240VAC		-	56512**	103810
Sensitivity = 0.03- 30A & time delay= 0-4.5s	380/415VAC		-	56513**	49950

\* alarm at 50% of fault threshold

\*\* alarm at 100% of fault threshold

## Vigirex Sensors



Type	Ie(A) Rated Operational Current	Inside Diameter (mm)	Reference	Unit MRP [₹]
TA30	65	30	50437	16260
PA50	85	50	50438	22640
IA80	160	80	50439	26940
MA120	250	120	50440	32400
SA200	400	200	50441	50360
GA300	630	300	50442	103550

**Note:** For vigirex relay with monitoring and communication facility, contact nearest sales office.

For details on non-standard references, technical parameters, stockable and non-stockable status, please contact Customer Care Centre.

NORMAL STOCK ITEMS

W.E.F. June 10<sup>th</sup>, 2026



For Low Voltage Circuit Control and Isolation - Incomers for Distribution Boards

- Conforms to IEC 60947-3/IS 13947 - 3
- Rated operational voltages 500V/690V
- Range 40A to 2500A
- Rated operational current @ AC 23A
- No deration upto 60° C
- Positive contact indication
- Common accessories with ComPact NSX/single auxillary contact
- Making capacity enhanced with ComPact NSX upstream

Pole Description	Rated Operational Current	Reference	Unit MRP ₹	
<b>Interpact Range of Switch Disconnectors</b>				
3-Pole	40 A AC-23A	28900	10660	
	63 A AC-23A	28902	12860	
	100 A AC-23A	28908	15160	
	125 A AC-23A	28910	16950	
	160 A AC-23A	28912	18420	
	200 A AC-23A	31102	32020	
	250 A AC-23A	31106	33810	
	320 A AC-23A	31108	55090	
	400 A AC-23A	31110	62040	
4-Pole	630 A AC-23A	31114	63860	
	40 A AC-23A	28901	11900	
	63 A AC-23A	28903	14080	
	100 A AC-23A	28909	16550	
	125 A AC-23A	28911	18440	
	160 A AC-23A	28913	20360	
	200 A AC-23A	31103	36630	
	250 A AC-23A	31107	37550	
	320 A AC-23A	31109	63800	
<b>Interpact Changeover Systems (Complete Assembly)</b>	400 A AC-23A	31111	65900	
	630 A AC-23A	31115	73850	
	3-Pole	100 A AC-23A	31140	79350
		160 A AC-23A	31144	81540
		200 A AC-23A	31142	85820
		250 A AC-23A	31146	94250
		320 A AC-23A	31148	112150
		400 A AC-23A	31150	147730
	4-Pole	630 A AC-23A	31154	157890
100 A AC-23A		31141	80160	
160 A AC-23A		31145	84890	
200 A AC-23A		31143	87090	
250 A AC-23A		31147	102450	
320 A AC-23A		31149	137210	
400 A AC-23A	31151	151650		
630 A AC-23A	31155	160660		

Description	Reference	Unit MRP ₹
<b>Accessories</b>		
Optional front extended rotary handle INS 250 - black handle (Switch Disconnector)	LV431050	9480
Optional front extended rotary handle INS 320..630 - black handle (Switch Disconnector)	31052	13360
Optional front extended rotary handle INS 40..160 - black handle (Switch Disconnector)	LV428941	4830
6 phase separators - INS100..160	28959	2120
6 phase separators - INS250	29329	2280
6 phase separators - INS400..630	LV432570	1550

For details on non-standard references, technical parameters, stockable and non-stockable status, please contact Customer Care Centre.

NORMAL STOCK ITEMS

W.E.F. June 10<sup>th</sup>, 2026



## Fuse solutions from the world leader in electrical distribution

- The most complete fuse device offer in single and double break - switch disconnector fuses, fuse switch disconnectors and disconnector fuses
- Double break and Single break offer.
- Short-circuit and overload protection
- Isolation
- On-load switching of circuits

### Range Details: NX range Switch Disconnecter Fuse

- 32A to 630A TP, TPN & FP version suitable for DIN/BS fuses.
- 4 break and 8 arcing zones
- IP20 Fuse protection cover is standard.

### Range Details: ISFT range Fuse Switch Disconnecter

- 100A to 630A TP, version suitable for DIN fuses.
- Single breaking and direct connection to busbars
- isolation with positive contact indication when the fuse-carrier assembly is in the open position (OFF).

### Range Details: ISFL range Vertical Fuse Switch Disconnecter

- 160A to 1250A TP, version suitable for DIN fuses.
- Single breaking and direct connection to busbars
- Two versions i.e Single pole or Three pole operation

- Complete Range from 32 to 630A in TP, TP+N & FP version suitable for DIN/BS fuses.
- 4 breaks and 8 arcing points
- IP20 Fuse Protection Cover is standard
- Higher Mechanical and Electrical life.

### Without Enclosure

Rated Operational Current	Poles Description	DIN Type Reference	Unit MRP [₹]
32 A	3P + N	NX032TPNDI <input checked="" type="checkbox"/>	5830
63 A	3P + N	NX063TPNDI <input checked="" type="checkbox"/>	7740
80 A	3P + N	NX080TPNDI	14590
100 A	3P	NX100TPXDI	16270
100 A	3P + N	NX100TPNDI <input checked="" type="checkbox"/>	16740
125 A	3P	NX125TPXDI <input checked="" type="checkbox"/>	18990
125 A	3P + N	NX125TPNDI <input checked="" type="checkbox"/>	20540
160 A	3P + N	NX160TPNDI <input checked="" type="checkbox"/>	22390
200A	3P + N	NX200TPNDI <input checked="" type="checkbox"/>	28760
250 A	3P	NX250TPXDI	33880
250 A	3P + N	NX250TPNDI <input checked="" type="checkbox"/>	34580
250 A	4P	NX250FPXDI	41420
315 A	3P + N	NX315TPNDI <input checked="" type="checkbox"/>	42800
400 A	3P + N	NX400TPNDI <input checked="" type="checkbox"/>	58570
630 A	3P	NX630TPXDI	84070
630 A	3P + N	NX630TPNDI <input checked="" type="checkbox"/>	85200

### Accessories/Spares

Description	Reference	Unit MRP [₹]
<b>NX032/NX063/NX080</b>		
Auxiliary contact for FuPact	NXAA11 <input checked="" type="checkbox"/>	1550
Handle operating mechanism (HOM) NX032...NX080	NXR1	1130
<b>NX100/NX125/NX160</b>		
Auxiliary contact for FuPact	NXBA11 <input checked="" type="checkbox"/>	1450
Fuse holder DIN for BS type NX100...NX160	NXHB21	560
Handle operating mechanism NX100...NX160	NXR2 <input checked="" type="checkbox"/>	2120
<b>NX200</b>		
Auxiliary contact for FuPact	NXBA11 <input checked="" type="checkbox"/>	1450
Fuse holder for BS type NX200	NXHB22	570
Fuse holder for DIN NX200	NXHD22	650
Handle operating mechanism NX200	NXR2 <input checked="" type="checkbox"/>	2120
<b>NX250/315/400</b>		
Auxiliary contact for FuPact	NXBA11 <input checked="" type="checkbox"/>	1450
Handle operating mechanism for NX250...NX400	NXR3	2190
<b>NX630</b>		
Auxiliary contact for FuPact	NXBA11 <input checked="" type="checkbox"/>	1450

**Note:** For other versions please contact our nearest Sales Office.

For details on non-standard references, technical parameters, stockable and non-stockable status, please contact Customer Care Centre.

NORMAL STOCK ITEMS

W.E.F. June 10<sup>th</sup>, 2026



Future of Power Distribution

# MasterPact MTZ with MicroLogic Active

LV Circuit Breakers & Switch Disconnectors  
from 630A to 6300A

[se.com/in](https://se.com/in)

**Schneider**  
Electric

# A new digital user experience

With the MasterPacT MTZ active circuit breaker, every stage of the project - from designing and configuring to operating and maintaining - is streamlined using its digital capabilities.

## DESIGN



### EcoStructure Power Design Software

Single-line diagram design software that calculates and sizes your electrical installation.

### EcoStructure Power Build Software

Quick configuration and quotation tool for switchboards.

### Design with 3<sup>rd</sup> Party Software

Completely integrated with third party design software to enhance your work efficiency.

## CONFIGURE AND ORDER



### Product Selector

Configure MasterPacT MTZ to save time and ensure accuracy

## BUILD AND COMMISSION



### EcoStructure Power Commission software

Commission and upgrade easily with protection setting and factory-acceptance test.

## OPERATE AND MAINTAIN



### EcoStructure Power Monitoring Software

Power Monitoring Expert  
Power SCADA Operation  
Building Operation  
Facility Advisor

[se.com](http://se.com)

### Monitor with EcoStructure Energy Hub Software



### Operate with MicroLogic Active control unit

Locally in the facility room

Status "at a glance"



### Remote, continuous notifications

Track facility data receive alerts in case of power events and scheduled maintenance.



### Operate with your smartphone

Locally in the facility room



EcoStructure Power Device App

Android



iOS



# Select a MicroLogic Active Control Unit

## Overview of functions

### Measurement

Energy management is the challenge of present and future generations. To meet this requirement, MicroLogic Active incorporates all the measuring functions.

### Protection

MicroLogic Active offers a large long-time delay setting range and protection accuracy for a wide temperature range (-25 to +70 °C).

### Communication

It is now common practice to make available most of the information processed by a protection control unit, both locally for network operation and maintenance, and remotely for higher functions of control, monitoring, energy efficiency and asset management.

### Maintenance and Diagnostics

Optimal continuity of services as well as extended equipment life are among customers main concerns. For that purpose, MicroLogic Active control units contribute to corrective, preventive and predictive maintenance.



To comply with this requirement, MicroLogic Active control units **incorporate several channels of communication, including Ethernet, Modbus SL and wireless communication interfaces.**

### MicroLogic Name Codes

2.0 EP

#### Protection type

- 2.0 Basic Protection (LI - Long Time and Instantaneous Protection)
- 5.0 Selective Protection (LSI)
- 6.0 Selective Protection (LSI) + Ground Fault Protection

#### Communication

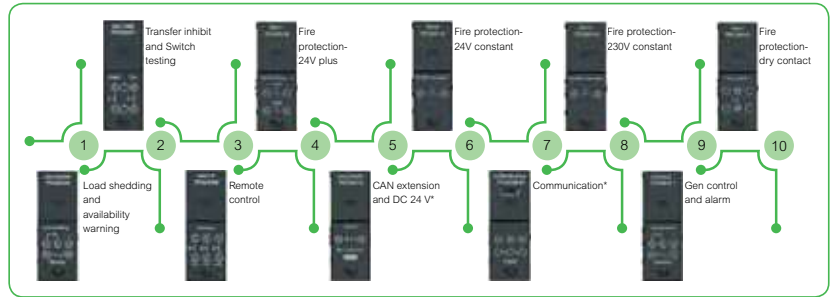
P for "PowerTag function", control unit with wireless communication

#### Measurement type

- A for "ammeter"
- E for "power and energy meter"

# TransferPacT UC (Universal Controller) NEW

## ATS Kit



Description	Reference	Unit MRP [₹]
UC NSX,NS,MTZ 230V AC 50/60 Hz; 208V (L-L) motor mechanism on breakers	TUC2BMS051D02E	On Request
UC NSX,NS,MTZ 440V AC 50/60 Hz; 380V (L-L) motor mechanism on breakers	TUC2BMS052D02E	On Request
UC NSX,NS,MTZ 220V AC 50/60 Hz; 220V (L-N) motor mechanism on breakers	TUC2BMS053D02E	On Request
Voltage sampling cable for NSX 250	TPCOTH87	On Request
Voltage sampling cable for NSX 630,NS1600,MTZ1,2,3	TPCOTH88	On Request

For details on non-standard references, technical parameters, stockable and non-stockable status, please contact Customer Care Centre.

NORMAL STOCK ITEMS

W.E.F. June 10<sup>th</sup>, 2026

# EasyPact NW.

Digitally intelligent. Efficiently robust.

By 2050, the United Nations predicts urbanization rates to **reach 68%**, up from **55% in 2018**. This rapid urban growth is putting huge pressure on infrastructure, resulting in more complex power systems. Managing them is a global challenge **with 68%** of facility managers struggling with network reliability.<sup>1</sup>

## Built on a legacy of innovation.

Our new, reliable, simple air circuit breaker, **EasyPact NW** delivers up to 66 kA breaking capacity. Featuring a color-coded health status bar and native connectivity, it provides instant system diagnostics and detailed event logs, making power distribution simpler and more reliable.

## Redefine power distribution



Breaker health at a glance



Asset status at your fingertips



Enhanced performance

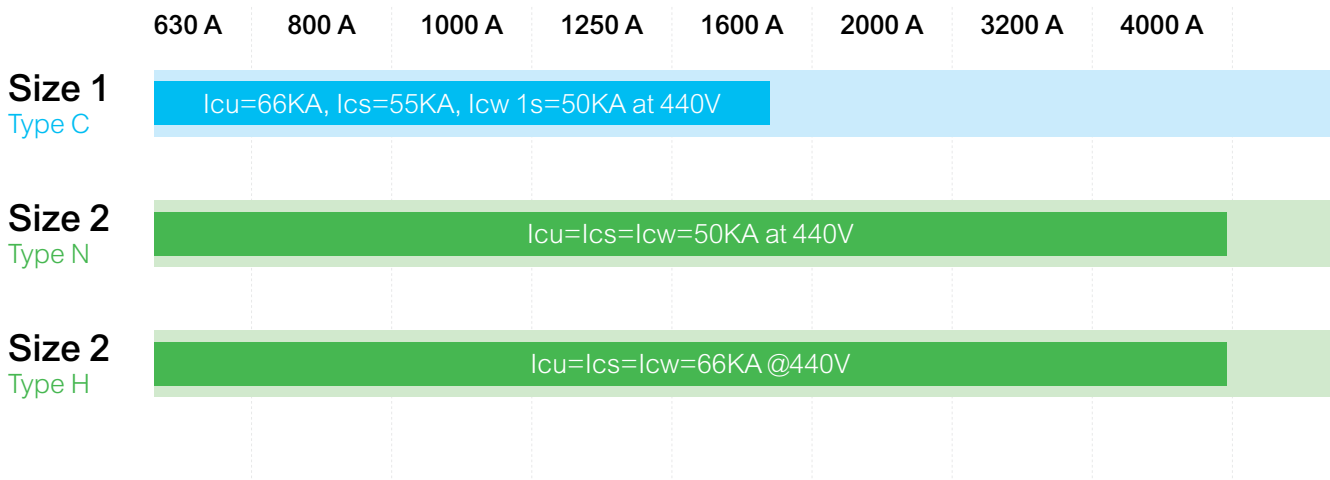


A compact design



<sup>1</sup>Reported by the International Facility Management Association (IFMA).

# Our **EasyPact** NW range ensures reliable protection with ratings from 630 to 4000 A.



## TSS trip system LI, LSI & LSIG



- Complete function of TS trip system
- Visible Interactive health indication
- NFC wireless to EPD App (Current measurement).
- Battery in front of breaker, Easy replace.
- Last trip context, last 5 alarm by EPD
- 30 trip record, 70 event record by EPC

## TSE trip system LI, LSI & LSIG



- Completed function of TSA trip system
- Voltage, power factor, power & energy measurement
- Calculates the current demand value
- 10 trip record with time stamp
- Communication module as option
- Programmable contacts as option


## TSA trip system LI, LSI & LSIG



- Basic Protection setting
- Trip cause LED indication
- LCD screen
- Current measurement
- Phase Bar graph
- QR Code





- BIS Certified 
- Conforms to IS/ IEC 60947-2 & 3
- Microprocessor based TSS trip systems with switchable thermal memory
- No derating up to 50°C
- Zone Selective Interlocking
- Fully rated neutral with inbuilt protection
- NFC wireless to EPD App
- Visible Interactive health indication.
- Pre trip alarm & individual fault indicating LEDs
- Icu=Ics=Icw(1sec) =50kA @ 440V AC

### Draw-out Type circuit breaker with Microprocessor based TS6S Trip Unit (without display)

Rating In (A)	3P Draw-out Manual Reference	Unit MRP [₹]	3P Draw-out Electrical Reference	Unit MRP [₹]	4P Draw-out Manual Reference	Unit MRP [₹]	4P Draw-out Electrical Reference	Unit MRP [₹]
800	ENW208N3MW6S	422220	ENW208N3NW6S	546820	ENW208N4MW6S	529950	ENW208N4NW6S	654550
1000	ENW210N3MW6S	443550	ENW210N3NW6S	568160	ENW210N4MW6S	555230	ENW210N4NW6S	679810
1250	ENW212N3MW6S	493870	ENW212N3NW6S	618470	ENW212N4MW6S	614970	ENW212N4NW6S	739570
1600	ENW216N3MW6S	561300	ENW216N3NW6S	685900	ENW216N4MW6S	684910	ENW216N4NW6S	809520
2000	ENW220N3MW6S	782930	ENW220N3NW6S	907540	ENW220N4MW6S	961520	ENW220N4NW6S	1086120
2500	ENW225N3MW6S	967910	ENW225N3NW6S	1092500	ENW225N4MW6S	1176210	ENW225N4NW6S	1300810
3200	ENW232N3MW6S	1170240	ENW232N3NW6S	1294840	ENW232N4MW6S	1434900	ENW232N4NW6S	1559500
4000	ENW240N3MW6S	1431280	ENW240N3NW6S	1555880	ENW240N4MW6S	1838650	ENW240N4NW6S	1963260

### EasyPact NW Draw out ACB

ACB variants	LP Changes w.r.t TS6S		How to arrive at new reference number
Switch Disconnector (Without Trip Unit)	Reduce	₹27290	<b>Example :</b> ACB reference with TS6S trip unit - ENW208N3MW6S. For switch disconnector reference <b>replace 6S by 0D</b> i.e ENW208N3MW0D
ACB With TS6A Trip Unit (LCD Display with Current Metering)	Add	₹13930	<b>Example :</b> ACB reference with TS6S trip unit- ENW208N3MW6S. For ACB reference with TS6A trip unit <b>replace 6S by 6A</b> i.e ENW208N3MW6A
ACB With TS6E Trip Unit (LCD Display with current metering Voltage Metering and Last 10 Trip History)	Add	₹32120	<b>Example :</b> ACB reference with TS6S trip unit - ENW208N3MW6S. For ACB reference with TS6E trip unit <b>replace 6S by 6E</b> i.e ENW208N3MW6E

#### Note:

The product label on all electrical operated breakers may have different reference number than above printed however both references will have same functionalities. For example

- ENW208N3NW6S can be represented as ENW208N3EW6S
- ENW208N3NF6S can be represented as ENW208N3EF6S

All draw-out type circuit breakers will be supplied with:


- Top and Bottom horizontal terminations.
  - 1 no Electrical fault indication Contact (SDE).
  - No Auxiliary contact block (OF) with 4 C/O contacts.
  - Safety shutters on Chassis & door sealing frame-Escutcheon (COP).
- All electrically operated breakers are supplied with motor mechanism (MCH), closing coil (XF) & shunt release (MX).
  - External Neutral CT required for highly un-balanced TP-N system must be ordered at extra price.
  - Any other accessories are optional at extra price.

For details on non-standard references, technical parameters, stockable and non-stockable status, please contact Customer Care Centre.

 NORMAL STOCK ITEMS

W.E.F. June 10<sup>th</sup>, 2026



- BIS Certified 
- Conforms to IS/ IEC 60947-2 & 3
- Microprocessor based TSS trip systems with switchable thermal memory
- No derating up to 50°C
- Zone Selective Interlocking
- Fully rated neutral with inbuilt protection
- NFC wireless to EPD App
- Visible Interactive health indication.
- Pre trip alarm & individual fault indicating LEDs
- $I_{cu}=I_{cs}=I_{cw}(1sec) = 50kA @ 440V AC$

## Draw-out Type circuit breaker with Microprocessor based TS2S Trip Unit (without display)

Rating In (A)	3P Draw-out Manual Reference	Unit MRP [₹]	3P Draw-out Electrical Reference	Unit MRP [₹]	4P Draw-out Manual Reference	Unit MRP [₹]	4P Draw-out Electrical Reference	Unit MRP [₹]
800	ENW208N3MW2S	411810	ENW208N3NW2S	536400	ENW208N4MW2S	519540	ENW208N4NW2S	644140
1000	ENW210N3MW2S	433140	ENW210N3NW2S	557740	ENW210N4MW2S	544810	ENW210N4NW2S	669400
1250	ENW212N3MW2S	483460	ENW212N3NW2S	608050	ENW212N4MW2S	604550	ENW212N4NW2S	729160
1600	ENW216N3MW2S	550890	ENW216N3NW2S	675490	ENW216N4MW2S	674490	ENW216N4NW2S	799100
2000	ENW220N3MW2S	772520	ENW220N3NW2S	897120	ENW220N4MW2S	951120	ENW220N4NW2S	1075700
2500	ENW225N3MW2S	957490	ENW225N3NW2S	1082100	ENW225N4MW2S	1165800	ENW225N4NW2S	1290390
3200	ENW232N3MW2S	1159830	ENW232N3NW2S	1284420	ENW232N4MW2S	1424470	ENW232N4NW2S	1549080
4000	ENW240N3MW2S	1420860	ENW240N3NW2S	1545470	ENW240N4MW2S	1828240	ENW240N4NW2S	1952840

## EasyPact NW Draw out ACB

ACB variants	LP Changes w.r.t TS2S		How to arrive at new reference number
ACB With TS2A Trip Unit (LCD Display with Current Metering)	Add	₹6440	<b>Example :</b> ACB reference with TS2S trip unit - ENW208N3MW2S. For ACB reference With TS2A <b>replace 2S by 2A</b> i.e ENW208N3MW2A
ACB With TS2E Trip Unit (LCD Display with current metering Voltage Metering and Last 10 Trip History)	Add	₹20090	<b>Example :</b> ACB reference with TS2S trip unit- ENW208N3MW6S. For ACB reference with TS2E trip unit <b>replace 2S by 2E</b> i.e ENW208N3MW2E

### Note:

The product label on all electrical operated breakers may have different reference number than above printed however both references will have same functionalities. For example


- ENW208N3NW6S can be represented as ENW208N3EW6S
- ENW208N3NF6S can be represented as ENW208N3EF6S

All draw-out type circuit breakers will be supplied with:

- Top and Bottom horizontal terminations.
  - 1 no Electrical fault indication Contact (SDE).
  - No Auxiliary contact block (OF) with 4 C/O contacts.
  - Safety shutters on Chassis & door sealing frame-Escutcheon (COP).
- All electrically operated breakers are supplied with motor mechanism (MCH), closing coil (XF) & shunt release (MX).
  - External Neutral CT required for highly un-balanced TP-N system must be ordered at extra price.
  - Any other accessories are optional at extra price.

For details on non-standard references, technical parameters, stockable and non-stockable status, please contact Customer Care Centre.



- BIS Certified 
- Conforms to IS/ IEC 60947-2 & 3
- Microprocessor based TSS trip systems with switchable thermal memory
- No derating up to 50°C
- Zone Selective Interlocking
- Fully rated neutral with inbuilt protection
- NFC wireless to EPD App
- Visible Interactive health indication.
- Pre trip alarm & individual fault indicating LEDs
- Icu=Ics=Icw(1sec) =50kA @ 440V AC

### Fixed Type circuit breaker with Microprocessor based TS6S Trip Unit (without display)

Rating in (A)	3P Fix Manual Reference	Unit MRP [₹]	3P Fix Electrical Reference	Unit MRP [₹]	4P Fix Manual Reference	Unit MRP [₹]	4P Fix Electrical Reference	Unit MRP [₹]
800	ENW208N3MF6S	314840	ENW208N3NF6S	439440	ENW208N4MF6S	400300	ENW208N4NF6S	524900
1000	ENW210N3MF6S	344640	ENW210N3NF6S	469240	ENW210N4MF6S	434740	ENW210N4NF6S	559340
1250	ENW212N3MF6S	396130	ENW212N3NF6S	520720	ENW212N4MF6S	494900	ENW212N4NF6S	619510
1600	ENW216N3MF6S	439700	ENW216N3NF6S	564290	ENW216N4MF6S	568380	ENW216N4NF6S	692980
2000	ENW220N3MF6S	589520	ENW220N3NF6S	714110	ENW220N4MF6S	770400	ENW220N4NF6S	895010
2500	ENW225N3MF6S	718680	ENW225N3NF6S	843280	ENW225N4MF6S	907970	ENW225N4NF6S	1032570
3200	ENW232N3MF6S	1028750	ENW232N3NF6S	1153340	ENW232N4MF6S	1269300	ENW232N4NF6S	1393900
4000	ENW240N3MF6S	1266860	ENW240N3NF6S	1391470	ENW240N4MF6S	1588260	ENW240N4NF6S	1712850

### EasyPact NW Fix ACB

ACB variants	LP Changes w.r.t TS6S		How to arrive at new reference number
Switch Disconnector (Without Trip Unit)	Reduce	₹27290	<b>Example :</b> ACB reference with TS6S trip unit - ENW208N3MF6S. For switch disconnector reference <b>replace 6S by 0D</b> i.e ENW208N3MF0D
ACB With TS6A Trip Unit (LCD Display with Current Metering)	Add	₹13930	<b>Example :</b> ACB reference with TS6S trip unit- ENW208N3MF6S. For ACB reference with TS6A trip unit <b>replace 6S by 6A</b> i.e ENW208N3MF6A
ACB With TS6E Trip Unit (LCD Display with current metering Voltage Metering and Last 10 Trip History)	Add	₹32120	<b>Example :</b> ACB reference with TS6S trip unit - ENW208N3MF6S. For ACB reference with TS6E trip unit <b>replace 6S by 6E</b> i.e ENW208N3MF6E

#### Note:

The product label on all electrical operated breakers may have different reference number than above printed however both references will have same functionalities. For example

- ENW208N3NW6S can be represented as ENW208N3EW6S
- ENW208N3NF6S can be represented as ENW208N3EF6S

All draw-out type circuit breakers will be supplied with:


- Top and Bottom horizontal terminations.
  - 1 no Electrical fault indication Contact (SDE).
  - No Auxiliary contact block (OF) with 4 C/O contacts.
  - Safety shutters on Chassis & door sealing frame-Escutcheon (COP).
- All electrically operated breakers are supplied with motor mechanism (MCH), closing coil (XF) & shunt release (MX).
  - External Neutral CT required for highly un-balanced TP-N system must be ordered at extra price.
  - Any other accessories are optional at extra price.

For details on non-standard references, technical parameters, stockable and non-stockable status, please contact Customer Care Centre.

 NORMAL STOCK ITEMS

W.E.F. June 10<sup>th</sup>, 2026



- BIS Certified 
- Conforms to IS/ IEC 60947-2 & 3
- Microprocessor based TSS trip systems with switchable thermal memory
- No derating up to 50°C
- Zone Selective Interlocking
- Fully rated neutral with inbuilt protection
- NFC wireless to EPD App
- Visible Interactive health indication.
- Pre trip alarm & individual fault indicating LEDs
- $I_{cu}=I_{cs}=I_{cw}(1sec) = 50kA @ 440V AC$

## Fixed Type circuit breaker with Microprocessor based TS2S Trip Unit (without display)

Rating in (A)	3P Fix Manual Reference	Unit MRP [₹]	3P Fix Electrical Reference	Unit MRP [₹]	4P Fix Manual Reference	Unit MRP [₹]	4P Fix Electrical Reference	Unit MRP [₹]
800	ENW208N3MF2S	304420	ENW208N3NF2S	429010	ENW208N4MF2S	389900	ENW208N4NF2S	514490
1000	ENW210N3MF2S	334220	ENW210N3NF2S	458830	ENW210N4MF2S	424330	ENW210N4NF2S	548920
1250	ENW212N3MF2S	385720	ENW212N3NF2S	510310	ENW212N4MF2S	484500	ENW212N4NF2S	609100
1600	ENW216N3MF2S	429280	ENW216N3NF2S	553880	ENW216N4MF2S	557960	ENW216N4NF2S	682570
2000	ENW220N3MF2S	579110	ENW220N3NF2S	703690	ENW220N4MF2S	759990	ENW220N4NF2S	884590
2500	ENW225N3MF2S	708260	ENW225N3NF2S	832870	ENW225N4MF2S	897560	ENW225N4NF2S	1022160
3200	ENW232N3MF2S	1018330	ENW232N3NF2S	1142920	ENW232N4MF2S	1258890	ENW232N4NF2S	1383490
4000	ENW240N3MF2S	1256450	ENW240N3NF2S	1381060	ENW240N4MF2S	1577850	ENW240N4NF2S	1702450

## EasyPact NW Fix ACB

ACB Variant	LP Changes w.r.t TS2S		How to arrive at New Reference Number
ACB With TS2A Trip Unit (LCD Display with Current Metering)	Add	₹6440	<b>Example :</b> ACB reference with TS2S trip unit - ENW208N3MF2S. For ACB reference with TS2A trip unit <b>replace 2S by 2A</b> i.e ENW208N3MF2A
ACB With TS2E Trip Unit (LCD Display with current metering Voltage Metering and Last 10 Trip History)	Add	₹20090	<b>Example :</b> ACB reference with TS2S trip unit - ENW208N3MF2S. For ACB reference with TS2E trip unit <b>replace 2S by 2E</b> i.e ENW208N3MF2E

### Note:

The product label on all electrical operated breakers may have different reference number than above printed however both references will have same functionalities. For example

- ENW208N3NW6S can be represented as ENW208N3EW6S
- ENW208N3NF6S can be represented as ENW208N3EF6S

All draw-out type circuit breakers will be supplied with:

- Top and Bottom horizontal terminations.
- 1 no Electrical fault indication Contact (SDE).
- No Auxiliary contact block (OF) with 4 C/O contacts.
- Safety shutters on Chassis & door sealing frame-Escutcheon (COP).
  - All electrically operated breakers are supplied with motor mechanism (MCH), closing coil (XF) & shunt release (MX).
  - External Neutral CT required for highly un-balanced TP-N system must be ordered at extra price.
  - Any other accessories are optional at extra price.

For details on non-standard references, technical parameters, stockable and non-stockable status, please contact Customer Care Centre.

Component	Specification	Reference	Unit MRP ₹	
<b>Gear Motor (MCH)</b>				
AC 50/60 Hz	100/130 V	47893	95750	
	200/240 V	47894 <input checked="" type="checkbox"/>	95750	
	380/415 V	47896	95750	
DC	24/30 V	47888	95750	
	48/60 V	47889	95750	
	100/125 V	47890	95750	
	200/250 V	47891	95750	
<b>Closing Release (XF)</b>				
AC 50/60 Hz DC	24/30 V DC	33659	14430	
	48/60 V DC	33660	14430	
	100/130 V AC/DC	MVS15511 <input checked="" type="checkbox"/>	14430	
	200/250 V AC/DC	MVS15512 <input checked="" type="checkbox"/>	14430	
	380/480 V AC	MVS15513	14430	
<b>Opening Release (MX)</b>				
AC 50/60 Hz DC	24/30 V DC, 24 V AC	33659	14430	
	48/60 V DC, 48 V AC	33660	14430	
	100/130 V AC/DC	33661 <input checked="" type="checkbox"/>	14430	
	200/250 V AC/DC	33662 <input checked="" type="checkbox"/>	14430	
	380/480 V AC	33664 <input checked="" type="checkbox"/>	14430	
<b>Terminal Block</b>				
For drawout circuit breaker		47849	520	
<b>Under Voltage Release (MN)</b>				
AC 50/60 Hz DC	24/30 V DC, 24 V AC	33668	14430	
	48/60 V DC, 48 V AC	33669	14430	
	100/130 V AC/DC	33670 <input checked="" type="checkbox"/>	14430	
	200/250 V AC/DC	33671 <input checked="" type="checkbox"/>	14430	
	380/480 V AC	33673 <input checked="" type="checkbox"/>	14430	
<b>MN Delay Unit</b>				
AC 50/60 Hz DC	48/60 V AC/DC	Rr (adjustable)	33680	19480
	100/130 V AC/DC	Rr (adjustable)	33681	19480
	200/250 V AC/DC	Rr (adjustable)	33682	19480
	380/480 V AC/DC	Rr (adjustable)	33683	19480
	100/130 V AC/DC	R (non-adjustable)	33684	18150
	200/250 V AC/DC	R (non-adjustable)	33685 <input checked="" type="checkbox"/>	18150
<b>ON/OFF Indication Contacts (Additional OF contact)</b>				
1 additional block of 4 contacts		47887	13030	
<b>Door Interlock (VPECD)/1 part</b>				
On right hand side of chassis		47914 <input checked="" type="checkbox"/>	6170	
<b>Operation Counter</b>				
Operation Counter CDM		48535	18270	


\* The accessory range is standardized across EasyPact NW and EasyPact MVS models.

For details on non-standard references, technical parameters, stockable and non-stockable status, please contact Customer Care Centre.

NORMAL STOCK ITEMS

W.E.F. June 10<sup>th</sup>, 2026



- BIS Certified 
- Conforms to IS/ IEC 60947-2 & 3
- Microprocessor based TSS trip systems with switchable thermal memory
- No derating up to 50°C
- Zone Selective Interlocking
- Fully rated neutral with inbuilt protection
- NFC wireless to EPD App
- Visible Interactive health indication.
- Pre trip alarm & individual fault indicating LEDs
- Icw(1sec) =50kA @ 440V AC

### Draw-out Type circuit breaker with Microprocessor based TS6S Trip Unit (without display)

Rating in (A)	3P Draw-out Manual Reference	Unit MRP [₹]	3P Draw-out Electrical Reference	Unit MRP [₹]	4P Draw-out Manual Reference	Unit MRP [₹]	4P Draw-out Electrical Reference	Unit MRP [₹]
630	ENW106C3MW6S	On Request	ENW106C3NW6S	On Request	ENW106C3MW6S	On Request	ENW106C3NW6S	On Request
800	ENW108C3MW6S	On Request	ENW108C3NW6S	On Request	ENW108C4MW6S	On Request	ENW108C4NW6S	On Request
1000	ENW110C3MW6S	On Request	ENW110C3NW6S	On Request	ENW110C4MW6S	On Request	ENW110C4NW6S	On Request
1250	ENW112C3MW6S	On Request	ENW112C3NW6S	On Request	ENW112C4MW6S	On Request	ENW112C4NW6S	On Request
1600	ENW116C3MW6S	On Request	ENW116C3NW6S	On Request	ENW116C4MW6S	On Request	ENW116C4NW6S	On Request

### Draw-out Type circuit breaker with Microprocessor based TS2S Trip Unit (without display)


Rating in (A)	3P Draw-out Manual Reference	Unit MRP [₹]	3P Draw-out Electrical Reference	Unit MRP [₹]	4P Draw-out Manual Reference	Unit MRP [₹]	4P Draw-out Electrical Reference	Unit MRP [₹]
630	ENW106C3MW2S	On Request	ENW106C3NW2S	On Request	ENW106C3MW2S	On Request	ENW106C3NW2S	On Request
800	ENW108C3MW2S	On Request	ENW108C3NW2S	On Request	ENW108C4MW2S	On Request	ENW108C4NW2S	On Request
1000	ENW110C3MW2S	On Request	ENW110C3NW2S	On Request	ENW110C4MW2S	On Request	ENW110C4NW2S	On Request
1250	ENW112C3MW2S	On Request	ENW112C3NW2S	On Request	ENW112C4MW2S	On Request	ENW112C4NW2S	On Request
1600	ENW116C3MW2S	On Request	ENW116C3NW2S	On Request	ENW116C4MW2S	On Request	ENW116C4NW2S	On Request

For details on non-standard references, technical parameters, stockable and non-stockable status, please contact Customer Care Centre.

NORMAL STOCK ITEMS

W.E.F. June 10<sup>th</sup>, 2026



- BIS Certified 
- Conforms to IS/ IEC 60947-2 & 3
- Microprocessor based TSS trip systems with switchable thermal memory
- No derating up to 50°C
- Zone Selective Interlocking
- Fully rated neutral with inbuilt protection
- NFC wireless to EPD App
- Visible Interactive health indication.
- Pre trip alarm & individual fault indicating LEDs
- Icw(1sec) =50kA @ 440V AC

### Fixed Type circuit breaker with Microprocessor based TS6S Trip Unit (without display)

Rating in (A)	3P Fix Manual Reference	Unit MRP [₹]	3P Fix Electrical Reference	Unit MRP [₹]	4P Fix Manual Reference	Unit MRP [₹]	4P Fix Electrical Reference	Unit MRP [₹]
630	ENW106C3MF6S	On Request	ENW106C3NF6S	On Request	ENW106C4MF6S	On Request	ENW106C4NF6S	On Request
800	ENW108C3MF6S	On Request	ENW108C3NF6S	On Request	ENW108C4MF6S	On Request	ENW108C4NF6S	On Request
1000	ENW110C3MF6S	On Request	ENW110C3NF6S	On Request	ENW110C4MF6S	On Request	ENW110C4NF6S	On Request
1250	ENW112C3MF6S	On Request	ENW112C3NF6S	On Request	ENW112C4MF6S	On Request	ENW112C4NF6S	On Request
1600	ENW116C3MF6S	On Request	ENW116C3NF6S	On Request	ENW116C4MF6S	On Request	ENW116C4NF6S	On Request

### Fixed Type circuit breaker with Microprocessor based TS2S Trip Unit (without display)

Rating in (A)	3P Fix Manual Reference	Unit MRP [₹]	3P Fix Electrical Reference	Unit MRP [₹]	4P Fix Manual Reference	Unit MRP [₹]	4P Fix Electrical Reference	Unit MRP [₹]
630	ENW106C3MF2S	On Request	ENW106C3NF2S	On Request	ENW106C4MF2S	On Request	ENW106C4NF2S	On Request
800	ENW108C3MF2S	On Request	ENW108C3NF2S	On Request	ENW108C4MF2S	On Request	ENW108C4NF2S	On Request
1000	ENW110C3MF2S	On Request	ENW110C3NF2S	On Request	ENW110C4MF2S	On Request	ENW110C4NF2S	On Request
1250	ENW112C3MF2S	On Request	ENW112C3NF2S	On Request	ENW112C4MF2S	On Request	ENW112C4NF2S	On Request
1600	ENW116C3MF2S	On Request	ENW116C3NF2S	On Request	ENW116C4MF2S	On Request	ENW116C4NF2S	On Request

For details on non-standard references, technical parameters, stockable and non-stockable status, please contact Customer Care Centre.

NORMAL STOCK ITEMS

W.E.F. June 10<sup>th</sup>, 2026



# EasyPacT MVS DA1

1500V DC Switch-Disconnectors

## Switch-Disconnectors

- Ratings
  - EasyPact MVS 1600-4000A DA1
  - Switch-Disconnectors type : DA1
- 3 or 4 poles
- Fixed version
- Only one frame size



[se.com/in](https://se.com/in)

**Schneider**  
Electric



Easy Series

# EasyPacT™ MVS T3

at 1140V AC

LV air circuit breakers  
from 800 to 4000A  
fixed and drawout version



[se.com/in](https://se.com/in)

**Schneider**  
Electric



# ASCO - Automatic Transfer Switches

Power available always when you need it

ASCO Power Technologies is your one stop solution for Transfer Switch solutions to improve power availability by transferring electrical loads to alternate sources of power. Whether you require uninterrupted power supply for critical operations or simply keep the lights on, we have you covered.

[se.com/in](https://se.com/in)

**Schneider**  
Electric

# ASCO 7000 SERIES IEC Medium Voltage Power Transfer Switch

ASCO Transfer Switches improve power availability by enabling automatic transfer between sources. The ASCO 7000 SERIES Medium Voltage Automatic Transfer Switch offers various configurations and switching modes (delayed and closed transition) to meet unique application needs and conforms to the IEC 62271-200 standard. Its standard configuration includes PIX RoF Cubicle sections, Normal Source Circuit Breaker section, Emergency Source Circuit Breaker section, and Load feeder section, all operated by ASCO's intelligent Group 5 controller for reliable transfer between sources.



## Ordering Information of ASCO 7000 SERIES Medium Voltage Automatic Transfer Switch

E		7		A		C		T		P		0		3		1250		9		5		X		L	
Interrupting Rating	Product SERIES	Operation Type		Transition Type		Construction		Device Type		Neutral Code	Poles	Amperes	Voltage		Controller		Accessories		Enclosures						
A	25kAIC	7	7000 SERIES	A	Automatic	C	Closed	T	Transfer Switch	P	PIX RoF IEC Dual CB Transfer Switch	0	None	3	0630 0800 1250 2000 2500	3 6 7 9 0	3300V 6600V 7200V 11000V 13800V Other	5	Group 5	0	None	L	IP4X		
E	31.5kAIC					D	Delayed											X	Per Acc#						

Contact your local representative for availability of other Voltages

Medium Voltage Transfer Switch Specifications		Additional Features
Voltage Class	12kV or 17.5kV	<ul style="list-style-type: none"> <li>ASCO 7000 Series Group 5 Controller</li> <li>Transition Type: Delayed or Closed</li> <li>Automatic with Manual Operation mode to facilitate testing.</li> <li>Contacts for source acceptability. (18B &amp; 18G)</li> <li>LED Indication of source status</li> <li>Output contact for disconnecting load before and/ or after transfer (31Z)</li> <li>Thermostat controlled heater in each breaker and cable section for condensation control</li> <li>Air Insulated PIX RoF Switchgear Cubicles with EasyPact EXE breakers</li> <li>Integrated earthing solution for cables and busbars through interlocked earthing switch</li> <li>Segregated controls</li> <li>Convenience light and outlet in low voltage compartments.</li> </ul>
Nominal System Voltage	3.3kV, 6.6kV, 7.2kV, 11kV, 13.8kV	
Ampacity Rating	630A, 800A, 1250A, 2000A, 2500A	
Number of Sections	3	
IEC 62271-200	Yes	
Internal Arc Classification (IAC)	Default: AFLR Up to 31.5kA for 0.1 second; Optional: AFLR Up to 31.5kA for 1 second (Accessory 138AC)	
Cable Entry	Bottom Default; Top Optional (Accessory 138*)	
Draw Out Circuit Breakers	Yes	
Automatic Shutters	Yes	
Coating - Powder Coated Polyester	Color RAL 9003	
Enclosure Rating	IP4X (Indoor)	
Protective Relays	Optional (Accessories 118PE and 118PN)	
Ethernet/Serial Communications	Optional (Accessory 72EE2)	
Power Metering	Optional (Accessory 135L)	
Top Cable Entry	Optional (Accessories 138CL, 138CN, 138CE)	
Surge Protection	Optional (Accessories 73MV1 and 73MV2)	
Operating Conditions	Ambient Temp -5C to +40C; Relative Humidity over a 24 hour period <95%, over a 1 month period <90%; Installation altitude above sea level < 1000m*	

\*Note: Contact Sales representative for derating options outside of published operating conditions.



## ASCO Power Technologies™

The **7000 SERIES** Automatic Transfer Bypass-Isolation Switch is designed for critical applications where uninterrupted power is essential.

- Allows bypass-isolation without load interruption
- Primary transfer switch can be inspected, tested, and maintained without interrupting power to the load
- Transfer switch and bypass transfer switch have identical electrical ratings
- Range: 150 to 4000A
- Draw-out design allows for easy transfer switch maintenance
- Open Transition (OTTS), Closed Transition (CTTS) and Delayed Transition (DTTS) Designs

# Series 7000/300, Automatic Transfer Switch (ASCO)

7000/300 Series Power Transfer Switches are available in open and enclosed variants, ranging from 30 to 4000 amps (LV) & 1200 to 3000A (MV) with wide range of accessories. All switching configurations (OTTS, DTTS, CTTS) are available with optional integrated bypass-isolation switch.



# Series 7000/300, Automatic Transfer Switch (ASCO)

Frame	Rating(A)	Controller Type	Reference (4P, Overlapping Neutral)	Unit MRP [₹]	Controller Type	Reference (4P, Overlapping Neutral)	Unit MRP [₹]
D	30	Series 7000 Group 5 Controller	D07ATSC30030K500	On Request	Series 300 Group G Controller	D03ATSC30030KG00	On Request
	70		D07ATSC30070K500	On Request		D03ATSC30070KG00	On Request
	104		D07ATSC30100K500	On Request		D03ATSC30104KG00	On Request
	150		D07ATSC30150K500	On Request		D03ATSC30150KG00	On Request
	200		D07ATSC30200K500	On Request		D03ATSC30200KG00	On Request
J	230	Series 7000 Group 5 Controller	D07ATSC30230K500	On Request	Series 300 Group G Controller	D03ATSC30230KG00	On Request
	260		J07ATSC30260K500	On Request		J03ATSC30260KG00	On Request
	400		J07ATSC30400K500	On Request		J03ATSC30400KG00	On Request
H	600	Series 7000 Group 5 Controller	J07ATSC30600K500	On Request	Series 300 Group G Controller	J03ATSC30600KG00	On Request
	800		H07ATSC30800K500	On Request		H03ATSC30800KG00	On Request
	1000		H07ATSC31000K500	On Request		H03ATSC31000KG00	On Request
G	1200	Series 7000 Group 5 Controller	H07ATSC31200K500	On Request	Series 300 Group G Controller	H03ATSC31200KG00	On Request
	1600		G07ATSC31600K500	On Request		G03ATSC31600KG00	On Request
	2000		G07ATSC32000K500	On Request		G03ATSC32000KG00	On Request
	2600		G07ATSC32600K500	On Request		G03ATSC32600KG00	On Request
	3000		G07ATSC33000K500	On Request		G03ATSC33000KG00	On Request
	3200		G07ATSC33200K500	On Request		G03ATSC33200KG00	On Request
	4000		G7ATSC34000K5X40RM	On Request		-	-

- Conforming to UL 1008
- Fast & Consistent Transfer (Less than 100ms)
- Single Solenoid True Double throw Design
- High Withstanding & Closing-On Fault Currents (WCR)
- Neutral Overlap to eliminate Voltage Transients
- In-Phase Monitor to avoid Motor Inrush current
- Engine Start/Stop, AMF Logic & Time Delay Setting
- Programmable Daily/Weekly Engine Exerciser
- 4 Line LCD + LED Display
- 99 Events Log & Diagnostics with Date/Time
- Statistical ATS System Monitoring Information
- Communication Compatible (Modbus/Ethernet)

- 2P, 3P & 4P with solid neutral/Switched Neutral are available
- ATS with stand alone Type Tested NEMA Enclosure available
- For Series 7000 Close Transition, Bypass Option & Medium Voltage ATS offer please contact Customer Care Centre

For details on non-standard references, technical parameters, stockable and non-stockable status, please contact Customer Care Centre.

✓ NORMAL STOCK ITEMS

W.E.F. June 10<sup>th</sup>, 2026

# WOTPC, Automatic transfer switch

- Conforming to IEC 60947-6-1
- Solenoid operated, Built-in Microprocessor Controller
- 1000-4000 Amps in same compact frame
- Utilization Category: AC 33A
- Mechanical Endurance: 20,000 ops
- Rated Short circuit withstand of 65 kA, 3sec & 90 kA, 1sec
- Built in RS 485 port for communication



Rating (amps)	Poles	Reference	Unit MRP [₹]	Poles	Reference	Unit MRP [₹]
1000	3P	OT10003D5VI	On Request	4P	OT10004D5VI	On Request
1250	3P	OT12503D5VI	On Request	4P	OT12504D5VI	On Request
1600	3P	OT16003D5VI	On Request	4P	OT16004D5VI <input checked="" type="checkbox"/>	On Request
2000	3P	OT20003D5VI	On Request	4P	OT20004D5VI <input checked="" type="checkbox"/>	On Request
2500	3P	OT25003D5VI	On Request	4P	OT25004D5VI <input checked="" type="checkbox"/>	On Request
3200	3P	OT32003D5I	On Request	4P	OT32004D5I <input checked="" type="checkbox"/>	On Request
4000	3P	OT40003D5I	On Request	4P	OT40004D5I <input checked="" type="checkbox"/>	On Request

\*above references are with vertical termination, for horizontal terminal please contact customer care

## WOTPC Accessories



The transfer switch connects to the controller through extension harness. The controller automatically transfers between the utility and backup source.

Description	Reference	Unit MRP [₹]
Phase Partition (Each)	W0OT0001I	On Request
Extension Harness (4m)	W0OT0002I	On Request
Copper bar for Vertical Wiring	W0OT0003I	On Request

For details on non-standard references, technical parameters, stockable and non-stockable status, please contact Customer Care Centre.

NORMAL STOCK ITEMS

W.E.F. June 10<sup>th</sup>, 2026

Advanced transfer switch to maximize

NEW

# UPTIME



“TransferPacT Active Automatic is now ready to deliver maximum uptime and safety with a complete range from 32A to 1600A

- Conforming to IEC 60947-6-1
- Optimize panel space by up to 30%, saving cost and improving efficiency
- Ultra fast transfer speed for better power availability
- Solenoid operated, Built - in Microprocessor Controller
- Robust design
- Utilization Category: AC 33A/B
- Poles: 3,4
- Scalable with plug and play - 10 function modules
- Connectivity with compliance to cyber security standard IEC 62443 - SL1

## TransferPacT™ Active Automatic



Environmental data program

[se.com/in](https://se.com/in)

# TransferPacT Active Automatic



TransferPacT is an Ecostruxure-ready advance transfer switch to maximize reliability and uptime for your facility.

- Conforming to IEC 60947-6-1
- Solenoid operated, Built-in Microprocessor Controller
- Fast transfer time of <500ms
- 2,3 and 4 Pole configuration ranging within 32-800A
- Three position, Open transition transfer switch
- Extreme Environment proof with operating temperature of -25 to 70°C
- Utilization Category: AC 33A/B
- Tested for Total Discrimination with ComPacT NSXm Circuit breakers for seamless integration.
- Scalable with plug and play - 10 function modules
- Connectivity with compliance to cyber security standard IEC 62443, SL1 Level

Frame		TA10					TA16				
Rating (amps)	Poles*	Reference	Unit MRP [₹]	Poles*	Reference	Unit MRP [₹]	Poles*	Reference	Unit MRP [₹]		
32	2P	TA10D2L0323TPE	On Request	4P	TA10D4L0324TPE	On Request	-	-	-		
40	2P	TA10D2L0403TPE	On Request	4P	TA10D4L0404TPE	On Request	-	-	-		
50	2P	TA10D2L0503TPE	On Request	4P	TA10D4L0504TPE	On Request	-	-	-		
63	2P	TA10D2L0633TPE	On Request	4P	TA10D4L0634TPE	On Request	-	-	-		
80	2P	TA10D2L0803TPE	On Request	4P	TA10D4L0804TPE	On Request	4P	TA16D4L0804TPE	On Request		
100	2P	TA10D2L1003TPE	On Request	4P	TA10D4L1004TPE	On Request	4P	TA16D4L1004TPE	On Request		
125	-	-	-	-	-	-	4P	TA16D4L1254TPE	On Request		
160	-	-	-	-	-	-	4P	TA16D4L1604TPE	On Request		

\*For 3P ATS, please contact Customer Care Centre.

Frame		TA25			TA63		
Rating (amps)	Poles*	Reference	Unit MRP [₹]	Poles*	Reference	Unit MRP [₹]	
200	4P	TA25D4L2004TPE	On Request	-	-	-	
250	4P	TA25D4L2504TPE	On Request	-	-	-	
320	-	-	-	4P	TA63D4L3204TPE	On Request	
400	-	-	-	4P	TA63D4L4004TPE	On Request	
500	-	-	-	4P	TA63D4L5004TPE	On Request	
630	-	-	-	4P	TA63D4L6304TPE	On Request	

\*For 3P ATS, please contact Customer Care Centre.

Frame		TA80			TA1A		
Rating (amps)	Poles*	Reference	Unit MRP [₹]	Poles*	Reference	Unit MRP [₹]	
800	4P	TA80D4L8004TPE	On Request	4P	TA1AD4L8004TPE	On Request	
1000	-	-	-	4P	TA1AD4L10H4TPE	On Request	
1200	-	-	-	4P	TA1AD4L12H4TPE	On Request	
1600	-	-	-	4P	TA1AD4L16H4TPE	On Request	

\*For 3P ATS, please contact Customer Care Centre.

For details on non-standard references, technical parameters, stockable and non-stockable status, please contact Customer Care Centre.

NORMAL STOCK ITEMS

W.E.F. June 10<sup>th</sup>, 2026

# TransferPacT Active Automatic

## TransferPacT Active Automatic Accessories



HMI cable



External HMI



Function Module

TransferPacT Active Automatic is designed to provide maximum scalability with plug and play function modules (no increase in the footprint) and intuitive external HMI.

Accessory Type	Description	Reference	Unit MRP [₹]
Communication function modules	Modbus RTU (Serial Port)	TPCCOM16	On Request
	BUS extension and 24 Vdc auxiliary supply	TPCDIO15	On Request
Fire Protection function modules	Fire protection,24VDC pulse	TPCDIO10	On Request
	Fire protection,24VDC constant	TPCDIO11	On Request
	Fire protection,230VAC constant	TPCDIO13	On Request
	Fire protection,dry contact	TPCDIO14	On Request
	Genset start and Alarm	TPCDIO17	On Request
Control and Signalling function modules	Load shedding and Availability warning	TPCDIO05	On Request
	Transfer inhibit and Remote testing	TPCDIO07	On Request
	Voluntary Remote Control	TPCDIO08	On Request
Display Modules	External HMI	TPCCIF04	On Request
	LCD display	TPCCIF01	On Request
	Rotary display	TPCCIF02	On Request
	IP54 cover	TPCOTH38	On Request

\*For more details on accessories, please contact Customer Care Centre.

### Circuit Breaker/Transfer Switching Equipment Coordination

Upstream: ComPacT NSXm

Downstream: TransferPacT TA10, TA16

Ue: ≤440 V AC

Load side		TSE		TA10				TA16				
		Rating (A)	32	40	50	63	80	100	80	100	125	160
		Ith (A) 60°C	32	40	50	63	80	100	80	100	125	160
		Icw (kA)	3	3	3	3	3	3	5.5	5.5	5.5	5.5
		Icm (kA)	15	15	15	15	15	15	20	20	20	20
Supply side Icu		Icu (kA)										
Circuit breaker:		415 V	440 V	Ir (A)	TSE conditional short-circuit current and related making capacity:							
NSXm E TMD Micrologic 4.1	16	10	Ir ≤ 32	T	T	T	T	T	T	T	T	T
			Ir ≤ 40		T	T	T	T	T	T	T	T
			Ir ≤ 50			T	T	T	T	T	T	T
			Ir ≤ 63				T	T	T	T	T	T
			Ir ≤ 80					T	T	T	T	T
			Ir ≤ 100						T	T	T	T
			Ir ≤ 125								T	T
			Ir ≤ 160									
NSXm B TMD Micrologic 4.1	25	20	Ir ≤ 32	T	T	T	T	T	T	T	T	T
			Ir ≤ 40		T	T	T	T	T	T	T	T
			Ir ≤ 50			T	T	T	T	T	T	T
			Ir ≤ 63				T	T	T	T	T	T
			Ir ≤ 80					T	T	T	T	T
			Ir ≤ 100						T	T	T	T
			Ir ≤ 125								T	T
			Ir ≤ 160									
NSXm F TMD Micrologic 4.1	36	35	Ir ≤ 32	T	T	T	T	T	T	T	T	T
			Ir ≤ 40		T	T	T	T	T	T	T	T
			Ir ≤ 50			T	T	T	T	T	T	T
			Ir ≤ 63				T	T	T	T	T	T
			Ir ≤ 80					T	T	T	T	T
			Ir ≤ 100						T	T	T	T
			Ir ≤ 125								T	T
			Ir ≤ 160									
NSXm N TMD Micrologic 4.1	50	50	Ir ≤ 32	36/75	36/75	36/75	36/75	36/75	36/75	T	T	T
			Ir ≤ 40		36/75	36/75	36/75	36/75	36/75	T	T	T
			Ir ≤ 50			36/75	36/75	36/75	36/75	T	T	T
			Ir ≤ 63				36/75	36/75	36/75	T	T	T
			Ir ≤ 80					36/75	36/75	T	T	T
			Ir ≤ 100						36/75	T	T	T
			Ir ≤ 125								T	T
			Ir ≤ 160									
NSXm N TMD Micrologic 4.1	70	65	Ir ≤ 32	36/75	36/75	36/75	36/75	36/75	36/75	T	T	T
			Ir ≤ 40		36/75	36/75	36/75	36/75	36/75	T	T	T
			Ir ≤ 50			36/75	36/75	36/75	36/75	T	T	T
			Ir ≤ 63				36/75	36/75	36/75	T	T	T
			Ir ≤ 80					36/75	36/75	T	T	T
			Ir ≤ 100						36/75	T	T	T
			Ir ≤ 125								T	T
			Ir ≤ 160									

**T** : Protection of the Transfer Switching Equipment is ensured but combination not very relevant

**T** : Transfer Switching Equipment is totally coordinated up to the Icu of the circuit breaker installed on supply side

**36/75** : Transfer Switching Equipment is protected up to 36 kA rms / 75 kA peak

: Protection of the Transfer Switching Equipment is not ensured.

For details on non-standard references, technical parameters, stockable and non-stockable status, please contact Customer Care Centre.

☑ NORMAL STOCK ITEMS

W.E.F. June 10<sup>th</sup>, 2026

## Circuit Breaker/Transfer Switching Equipment Coordination

Upstream: ComPacT NSX100-250

Downstream: TransferPacT TA10, TA16

Ue: ≤440 V AC

Load side		TSE		TA10				TA16						
		Rating (A)		32	40	50	63	80	100	80	100	125	160	
		Ith (A) 60°C		32	40	50	63	80	100	80	100	125	160	
		Icw (kA)		3	3	3	3	3	3	5.5	5.5	5.5	5.5	
		Icm (kA)		15	15	15	15	15	15	20	20	20	20	
Supply side Icu		Icu (kA)												
Circuit breaker:		415 V	440 V	Ir (A)	TSE conditional short-circuit current and related making capacity:									
NSX100B NSX160B TMD/TMG/ Micrologic	25	20	Ir ≤ 32	T	T	T	T	T	T	T	T	T	T	
			Ir ≤ 40		T	T	T	T	T	T	T	T	T	
			Ir ≤ 50			T	T	T	T	T	T	T	T	T
			Ir ≤ 63				T	T	T	T	T	T	T	T
			Ir ≤ 80							T	T	T	T	T
			Ir ≤ 100							T	T	T	T	T
			Ir ≤ 125									T	T	T
NSX250B  TMD/TMG/ Micrologic	25	20	Ir ≤ 32	T	T	T	T	T	T	T	T	T	T	
			Ir ≤ 40		T	T	T	T	T	T	T	T	T	
			Ir ≤ 50			T	T	T	T	T	T	T	T	T
			Ir ≤ 63				T	T	T	T	T	T	T	T
			Ir ≤ 80							T	T	T	T	T
			Ir ≤ 100							T	T	T	T	T
			Ir ≤ 125									T	T	T
NSX100F NSX160F TMD/TMG/ Micrologic	36	35	Ir ≤ 32	T	T	T	T	T	T	T	T	T	T	
			Ir ≤ 40		T	T	T	T	T	T	T	T	T	
			Ir ≤ 50			T	T	T	T	T	T	T	T	
			Ir ≤ 63				T	T	T	T	T	T	T	
			Ir ≤ 80							T	T	T	T	
			Ir ≤ 100							T	T	T	T	
			Ir ≤ 125									T	T	
NSX250F  TMD/TMG/ Micrologic	36	35	Ir ≤ 32	25/52	25/52	25/52	25/52	25/52	25/52	T	T	T	T	
			Ir ≤ 40		25/52	25/52	25/52	25/52	25/52	T	T	T	T	
			Ir ≤ 50			25/52	25/52	25/52	25/52	T	T	T	T	
			Ir ≤ 63				25/52	25/52	25/52	T	T	T	T	
			Ir ≤ 80					25/52	25/52		T	T	T	
			Ir ≤ 100						25/52		T	T	T	
			Ir ≤ 125									T	T	
NSX100N/H NSX160N/H TMD/TMG/ Micrologic	50/ 70	50/ 65	Ir ≤ 32	36/75	36/75	36/75	36/75	36/75	36/75	T	T	T	T	
			Ir ≤ 40		36/75	36/75	36/75	36/75	36/75	T	T	T	T	
			Ir ≤ 50			36/75	36/75	36/75	36/75	T	T	T	T	
			Ir ≤ 63				36/75	36/75	36/75	T	T	T	T	
			Ir ≤ 80					36/75	36/75		T	T	T	
			Ir ≤ 100						36/75		T	T	T	
			Ir ≤ 125									T	T	
NSX250N/H  TMD/TMG/ Micrologic	50/ 70	50/ 65	Ir ≤ 32	25/52	25/52	25/52				T	T	T	T	
			Ir ≤ 40		25/52	25/52	25/52	25/52	25/52	T	T	T	T	
			Ir ≤ 50			25/52	25/52	25/52	25/52	T	T	T	T	
			Ir ≤ 63				25/52	25/52	25/52	T	T	T	T	
			Ir ≤ 80					25/52	25/52		T	T	T	
			Ir ≤ 100						25/52		T	T	T	
			Ir ≤ 125									T	T	

For details on non-standard references, technical parameters, stockable and non-stockable status, please contact Customer Care Centre.

✓ NORMAL STOCK ITEMS

W.E.F. June 10<sup>th</sup>, 2026

## Circuit Breaker/Transfer Switching Equipment Coordination

Upstream: ComPacT NSX100-250

Downstream: TransferPacT TA10, TA16

Ue: ≤440 V AC

Load side			TSE	TA10				TA16					
Rating (A)			32	40	50	63	80	100	80	100	125	160	
Ith (A) 60°C			32	40	50	63	80	100	80	100	125	160	
Icw (kA)			3	3	3	3	3	3	5.5	5.5	5.5	5.5	
Icm (kA)			15	15	15	15	15	15	20	20	20	20	
Supply side			Icu (kA)										
Circuit breaker:			415 V	440 V	Ir	TSE conditionnal short-circuit current and related making capacity:							
NSX100S/L/R NSX160S/L/R TMD/TMG/ Micrologic	100/ 150/ 200	90/ 150/ 200	Ir ≤ 32	36/75	36/75	36/75	36/75	36/75	36/75	65/143	65/143	65/143	65/143
			Ir ≤ 40		36/75	36/75	36/75	36/75	36/75	65/143	65/143	65/143	65/143
			Ir ≤ 50			36/75	36/75	36/75	36/75	65/143	65/143	65/143	65/143
			Ir ≤ 63				36/75	36/75	36/75	65/143	65/143	65/143	65/143
			Ir ≤ 80					36/75	36/75	65/143	65/143	65/143	65/143
			Ir ≤ 100						36/75	65/143	65/143	65/143	65/143
			Ir ≤ 125								65/143	65/143	65/143
			Ir ≤ 160										65/143
NSX250S/L/R  TMD/TMG/ Micrologic	100/ 150/ 200	90/ 150/ 200	Ir ≤ 32	25/52	25/52	25/52	25/52	25/52	25/52	65/143	65/143	65/143	65/143
			Ir ≤ 40		25/52	25/52	25/52	25/52	25/52	65/143	65/143	65/143	65/143
			Ir ≤ 50			25/52	25/52	25/52	25/52	65/143	65/143	65/143	65/143
			Ir ≤ 63				25/52	25/52	25/52	65/143	65/143	65/143	65/143
			Ir ≤ 80					25/52	25/52	65/143	65/143	65/143	65/143
			Ir ≤ 100						25/52	65/143	65/143	65/143	65/143
			Ir ≤ 125								65/143	65/143	65/143
			Ir ≤ 160										65/143

**T** : Protection of the Transfer Switching Equipment is ensured but combination not very relevant

**T** : Transfer Switching Equipment is totally coordinated up to the Icu of the circuit breaker installed on supply side

**36/75** : Transfer Switching Equipment is protected up to 36 kA rms / 75 kA peak

: Protection of the Transfer Switching Equipment / circuit breaker is not ensured.

For details on non-standard references, technical parameters, stockable and non-stockable status, please contact Customer Care Centre.

NORMAL STOCK ITEMS

W.E.F. June 10<sup>th</sup>, 2026

## Circuit Breaker/Transfer Switching Equipment Coordination

**Upstream:** ComPacT NSX100-630 NS630b NS800L/H/L

**Downstream:** TransferPacT Automatic TA25, TR25, TA63, TR63, TA80, TR80

**Ue: ≤440 V AC**

Load side		TSE		TA25, TR25				TA63, TR63				TA80, TR80	
		Rating (A)		100	160	200	250	320	400	500	630	800	
		Ith (A) 60 °C		100	160	200	250	320	400	500	630	800	
		Icw (kA)		15/0.1s	15/0.1s	15/0.1s	15/0.1s	25/0.1s	25/0.1s	25/0.1s	25/0.1s	25/0.1s	
				10/0.5s	10/0.5s	10/0.5s	10/0.5s	20/0.5s	20/0.5s	20/0.5s	20/0.5s	20/0.5s	
				8/1s	8/1s	8/1s	8/1s	15/1s	15/1s	15/1s	15/1s	15/1s	
		Icm (kA)		30	30	30	30	40	40	40	40	40	
Supply side		Icu (kA)											
Circuit breaker:		415 V	440 V	Ir	TTSE conditionnal short-circuit current and related making capacity:								
NSX100B/F/N/H/S/L				Ir≤100	T	T	T	T	T	T	T	T	T
NSX160B/F/N/H/S/L				Ir≤160		T	T	T	T	T	T	T	T
NSX250B/F/N/H/S/L		25/36/50/70/100/150	20/35/50/65/90/130	Ir≤200			T	T	T	T	T	T	T
TMD/TMG/ Micrologic				Ir≤250				T	T	T	T	T	T
NSX100R				Ir≤100	T	T	T	T	T	T	T	T	T
NSX250R		200	200	Ir≤160		T	T	T	T	T	T	T	T
TMD/TMG/ Micrologic				Ir≤200			T	T	T	T	T	T	T
				Ir≤250				T	T	T	T	T	T
NSX400F/N/H/S/L				Ir=100	T	T	T	T	T	T	T	T	T
NSX630F/N/H/S/L				Ir≤160		T	T	T	T	T	T	T	T
Micrologic				Ir≤200			T	T	T	T	T	T	T
Note:		36/50/70/100/150	30/42/65/90/130	Ir≤250				T	T	T	T	T	T
Min. In 100 A				Ir≤320				T	T	T	T	T	T
Max. In 570A				Ir≤400					T	T	T	T	T
				Ir≤500						T	T	T	T
				Ir≤630							T	T	T
NSX400R				Ir=100	150/330	150/330	150/330	150/330	T	T	T	T	T
NSX630R				Ir≤160		150/330	150/330	150/330	T	T	T	T	T
Micrologic				Ir≤200			150/330	150/330	T	T	T	T	T
Note:		200	200	Ir≤250				150/330	T	T	T	T	T
Min. In 100 A				Ir≤320					T	T	T	T	T
Max. In 570A				Ir≤400						T	T	T	T
				Ir≤500							T	T	T
				Ir≤630								T	T
NS630b/800 N		50	50	Ir≤320					20/50	20/50	20/50	20/50	20/50
				Ir≤400						20/50	20/50	20/50	20/50
				Ir≤500							20/50	20/50	20/50
				Ir≤630								20/50	20/50
				Ir≤800									20/50
NS630b/800H		70	65	Ir≤320					20/50	20/50	20/50	20/50	20/50
				Ir≤400						20/50	20/50	20/50	20/50
				Ir≤500							20/50	20/50	20/50
				Ir≤630								20/50	20/50
				Ir≤800									20/50
NS630b/800 L		150	130	Ir≤320					T	T	T	T	T
				Ir≤400						T	T	T	T
				Ir≤500							T	T	T
				Ir≤630								T	T
				Ir≤800									T

**T** : Transfer Switching Equipment is totally coordinated up to the Icu of the circuit breaker installed on supply side

**150/330** : Transfer Switching Equipment is protected up to 150 kA rms / 330 kA peak

: Protection of the Transfer Switching Equipment / circuit breaker is not ensured.

For details on non-standard references, technical parameters, stockable and non-stockable status, please contact Customer Care Centre.

NORMAL STOCK ITEMS

W.E.F. June 10<sup>th</sup>, 2026

## Circuit Breaker/Transfer Switching Equipment Coordination

**Upstream:** ComPacT NS630b to 1600/ MasterPact MTZ1/MTZ2

**Downstream:** TransferPacT Automatic TA1A

**Ue: ≤440 V AC**

Load side	TSE			TA1A(1600)			
	Rating (A)	800	1000	1250	1600		
	Ith (A) 60 °C	32	40	50	63		
	Icw (kA)	70/0.1s 50/0.5s	70/0.1s 50/0.5s	70/0.1s 50/0.5s	70/0.1s 50/0.5s		
	Icm (kA)	105	105	105	105		
Supply side	Icu (kA)						
Circuit breaker:	415 V	440 V	Ir	TTSE conditionnal short-circuit current and related making capacity:			
NS630b-1600N	50	50	I <sub>r</sub> ≤800	T	T	T	T
			I <sub>r</sub> ≤1000		T	T	T
			I <sub>r</sub> ≤1250			T	T
			I <sub>r</sub> ≤1600				T
NS630b/1600H	70	65	I <sub>r</sub> ≤800	T	T	T	T
			I <sub>r</sub> ≤1000		T	T	T
			I <sub>r</sub> ≤1250			T	T
			I <sub>r</sub> ≤1600				T
NS630b/1000 L	150	130	I <sub>r</sub> ≤800	T	T	T	T
			I <sub>r</sub> ≤1000		T	T	T
			I <sub>r</sub> ≤1250			T	T
MTZ1 H1 06-16	42	42	I <sub>r</sub> ≤800	T	T	T	T
			I <sub>r</sub> ≤1000		T	T	T
			I <sub>r</sub> ≤1250			T	T
MTZ1 H2 06-16	50	50	I <sub>r</sub> ≤800	T	T	T	T
			I <sub>r</sub> ≤1000		T	T	T
			I <sub>r</sub> ≤1250			T	T
MTZ1 H3 06-16	66	66	I <sub>r</sub> ≤1600				T
			I <sub>r</sub> ≤800	T	T	T	T
			I <sub>r</sub> ≤1000		T	T	T
			I <sub>r</sub> ≤1250			T	T
			I <sub>r</sub> ≤1600				T
MTZ1 L1 06-10	150	130	I <sub>r</sub> ≤800	T	T	T	T
			I <sub>r</sub> ≤1000		T	T	T
MTZ2 N1 08-20	42	42	I <sub>r</sub> ≤800	T	T	T	T
			I <sub>r</sub> ≤1000		T	T	T
			I <sub>r</sub> ≤1250			T	T
MTZ2 H1 08-20	66	66	I <sub>r</sub> ≤1600				T
			I <sub>r</sub> ≤800	50/105	50/105	50/105	50/105
			I <sub>r</sub> ≤1000		50/105	50/105	50/105
			I <sub>r</sub> ≤1250			50/105	50/105
MTZ2 H2 08-20	100	100	I <sub>r</sub> ≤1600				50/105
			I <sub>r</sub> ≤800	50/105	50/105	50/105	50/105
			I <sub>r</sub> ≤1000		50/105	50/105	50/105
			I <sub>r</sub> ≤1250			50/105	50/105
			I <sub>r</sub> ≤1600				50/105

**T** : Total coordination, Transferpact is protected up to Icu of downstream circuit-breaker

**50/105** : Transferpact is protected up to 70 kArms/130 kA peak of presumed short-circuit current

: Protection of the Transfer Switching Equipment / circuit breaker is not ensured.

For details on non-standard references, technical parameters, stockable and non-stockable status, please contact Customer Care Centre.

NORMAL STOCK ITEMS

W.E.F. June 10<sup>th</sup>, 2026

# WATSN (ATS and RTS)

WATSN is a Compact , Easy and Scalable Transfer Switch for safe and reliable source management.

- Conforming to IEC 60947-6-1
- Automatic and Remote Transfer switches
- Three Position, Open Transition Transfer Switch
- 2,3,4 pole configurations ranging within 63 -630A
- Fast Transfer Speed of <100ms
- Solenoid operated, Built-in Microprocessor Controller(for ATS)
- Reduced size and footprint upto 30%
- Tested for Total Discrimination with EasyPacT CVS Circuit breakers for seamless integration in the power train.
- Utilization Category: AC 33B



## WATSN Automatic Transfer Switch

Rating (amps)	Poles	Reference	Unit MRP [₹]	Poles	Reference	Unit MRP [₹]	Poles	Reference	Unit MRP [₹]
63	2P	NA00632V	42640	3P	NA00633V	44200	4P	NA00634V <input checked="" type="checkbox"/>	45240
100	2P	NA01002V	53560	3P	NA01003V	55120	4P	NA01004V <input checked="" type="checkbox"/>	57200
160	2P	N2A01602V	85280	3P	N2A01603V	86320	4P	N2A01604V <input checked="" type="checkbox"/>	87360
250	-	-	-	3P	NA02503V	156000	4P	NA02504V <input checked="" type="checkbox"/>	161200
400	-	-	-	3P	NA04003V	265200	4P	NA04004V <input checked="" type="checkbox"/>	286000
630	-	-	-	3P	NA06303V	332800	4P	NA06304V <input checked="" type="checkbox"/>	343200

## WATSN Remote Transfer Switch

Rating (amps)	Poles	Reference	Unit MRP [₹]	Poles	Reference	Unit MRP [₹]	Poles	Reference	Unit MRP [₹]
63	2P	NR00632	On Request	3P	NR00633	On Request	4P	NR00634	On Request
100	2P	NR01002	On Request	3P	NR01003	On Request	4P	NR01004	On Request
160	2P	N2R01602	On Request	3P	N2R01603	On Request	4P	N2R01604	On Request
250	2P	-	-	3P	NR02503	On Request	4P	NR02504	On Request
400	2P	-	-	3P	NR04003	On Request	4P	NR04004	On Request
630	2P	-	-	3P	NR06303	On Request	4P	NR06304	On Request

## WATSN Accessories



Function Module



T-Helper

WATSN is a simple and scalable transfer switch with add-on function modules.(Any two function modules can be connected at a time)

Accessory Type	Description	Reference	Unit MRP [₹]
Fire Protection function modules	DC24V Constant voltage fire linkage	NF001	On Request
	DC24V Pulse fire linkage	NF002	On Request
	AC220V Constant voltage fire linkage	NF003	On Request
	AC220V Pulse fire linkage	NF004	On Request
	Passive fire linkage	NF005	On Request
Control and Signalling function modules	Genset control module	NF006	On Request
	Genset control&Communication module	NF008	On Request
	Remote control to S2	NF012	On Request
Communication accessories	Modbus communication module with RS485 interface	NF007	On Request
	T-Helper Operation and maintenance Helper	NF028 <input checked="" type="checkbox"/>	On Request

\*For more details on accessories, please contact Customer Care Centre.

For details on non-standard references, technical parameters, stockable and non-stockable status, please contact Customer Care Centre.

NORMAL STOCK ITEMS

W.E.F. June 10<sup>th</sup>, 2026

### Class PC transfer switch

#### Circuit-breaker / Transfer Switch Equipment coordination

Complementary technical informations  
Ue <=415 VAC

Upstream  
Downstream

EasyPact CVS  
WATSN

Load side		TSE	WATSN			
		Rating	100	160	250	630
		Ith (A) 40°C	100	160	250	630
		Icw (kA)	5	10	10	12
		Icm (kAp)	7.65	17	17	25
Supply side	Icu (kA)					
Circuit breaker:	415V	Ir	TSE conditionnal short-circuit current and related making capacity:			
CVS100B	25		5	T	T	T
CVS160B	25			T	T	T
CVS250B	25				T	T
CVS100F	36		5	25	25	T
CVS160F	36			25	25	T
CVS250F	36				25	T
CVS400F	36					36
CVS630F	36					36
CVS100N	50		5	25	25	T
CVS160N	50			25	25	T
CVS250N	50				25	T
CVS400N/H	50/70					36
CVS630N/H	50/70					36

- T Transfer Switch Equipment is Totally coordinated up to Icu of circuit breaker installed on supply side.
- Protection of the Transfer Switch Equipment is not ensured

For details on non-standard references, technical parameters, stockable and non-stockable status, please contact Customer Care Centre.







## Schneider Electric India Pvt. Ltd.

Corporate Office: 15th Floor, DT-4 Downtown, DLF Phase 3, Sector 25A, Gurugram, Haryana - 122002

### Ahmedabad

Schneider Electric India (P) Ltd.  
1506-1507, 15<sup>th</sup> Floor Shapth-5  
Opp.Karnavati Club, SG Highway,  
Ahmedabad, Gujarat - 380015  
Tel.: 079-66826701

### Bengaluru

Schneider Electric India (P) Ltd.  
No. 3/1, JP Techno Park  
Mezzanine Floor, Millers Tank Bund  
Road, Vasanth Nagar  
Bengaluru - 560052  
Tel.: 080-71481351

### Bhubaneswar

Schneider Electric India (P) Ltd.  
Workloop Co-Working in the property  
Office No. 316, Esplanade One Mall  
Rasulgarh, Bhubaneswar - 751010

### Chennai

Schneider Electric India (P) Ltd.  
No: 29, 2<sup>nd</sup> Floor,  
Bannari Amman Towers, B-Block  
Dr. Radhakrishnan Road, Mylapore  
Chennai - 600 004  
Tel.:044-71912000

### Cochin

Schneider Electric India (P) Ltd.  
Alapatt Properties Private Limited  
(Trade Name: Centre A)  
Main Door Number: 66/4971  
(Old Door Number: 40/6584-H)  
7<sup>th</sup> Floor Alapatt Heritage Building  
MG Road Kochi - 682035

### Coimbatore

Schneider Electric India Pvt. Ltd.  
Mikro Grafeo Services Pvt Ltd.,  
Elysium Tower, #21, A.T.T  
Colony, Near Honda Office,  
Coimbatore, Tamil Nadu - 641018

### Hyderabad

Schneider Electric Pvt. Ltd.  
4B-4th Floor, Gumidelli Towers,  
Prakash Nagar, Begumpet,  
Hyderabad - 500016

### Indore

Schneider Electric India (P) Ltd.  
219, Dhan Trident Building  
Vijay Nagar, A.B.Road  
Indore - 452001

### Jaipur

Schneider Electric India (P) Ltd.  
Jaipur Business Centre 309  
3<sup>rd</sup> Floor, Sangam Tower 190  
Church Road, Jaipur - 302001  
Tel.: 0141-2374810

### Kolkata

Schneider Electric (I) Pvt. Ltd.  
BN3, Salt Lake, Sector V,  
Kolkata - 700091

### Lucknow

Schneider Electric India (P) Ltd.  
Summit, Plot No. TCG 3/3  
6<sup>th</sup> Floor, 604A/B/C, Vibhuti Khand  
Gomti Nagar, Lucknow  
Uttar Pradesh - 226010  
Tel.: 0522-3500334

### Ludhiana

Schneider Electric India (P) Ltd.  
SCO 23, 2nd Floor,  
Chandigarh Road, Sector 32  
Ludhiana, Punjab -141010  
Tel.: 0161- 5203011

### Mohali

Schneider Electric India (P) Ltd.  
2nd Floor, Tower-A  
Bestech Business Tower  
Mega Information & Technology Park  
Industrial Plot No.1, Phase IX  
(Expansion), Mohali - 160059  
Tel.: 0172-7198200

### Mumbai

Schneider Electric India Pvt. Ltd.  
L&T Business Park, Tower B,  
7th Floor, TC-II, Gate No.5,  
Saki Vihar Road, Powai,  
Mumbai - 400072

### Nagpur

Schneider Electric India (P) Ltd.  
6, Vasant Vihar Complex  
W.H.C Road, Shankar Nagar  
Nagpur - 440010  
Tel.: 0712-2558581

### Nashik

Schneider Electric India (P) Ltd.  
401, 4<sup>th</sup> Floor, Rishi Raj Towers  
Jehan Circle, Gangapur Road  
Nashik - 422013  
Tel.: 0253-2344333

### New Delhi

Schneider Electric India (P) Ltd.  
C-56, Mayapuri Industrial Area, Phase-2  
New Delhi - 110064  
Tel.: 011-61317400

### Pune

Schneider Electric India (P) Ltd.  
Amar Caliber, CTS No 911, BMCC Road,  
OFF F.C. Road, Deccan Gymkhana,  
Shivaji Nagar, Pune - 411007  
Tel.: 020-67492500

### Vadodara

Schneider Electric India (P) Ltd.  
Notus IT Park, 10<sup>th</sup> Floor, Block-D  
Sarabhai Campus, Vadiwadi  
Vadodara, Gujarat - 390017

### Vishakhapatnam

Schneider Electric India (P) Ltd.  
D.N.10-1-43, 1<sup>st</sup> Floor  
Ratnam's Business Centre,  
Siripuram Fort, C.B.M.Compound  
Vishakhapatnam - 530016  
Tel.: 0891-6675500

### Customer Care Centre

Monday-Saturday, 9 a.m. to 8 p.m.

Toll-free numbers: 1800 419 4272, 1800 103 0011

Email: [customercare.in@schneider-electric.com](mailto:customercare.in@schneider-electric.com)

For more information, visit our website at: [www.se.com/in](http://www.se.com/in)

- All Prices are in Indian Rupees
- Prices are subject to change without prior notice
- Product evolution is a continuous process and Schneider Electric reserves the right to modify/withdraw any product at any time without prior notice
- Prices charged will be as prevailing on the date of dispatch
- Invoice Amount = (MRP – less Applicable discount) + Applicable GST %
- Tax incidence on invoices is basis applicable GST rates
- Invoice amount not to exceed MRP
- Product pictures shown are for illustration purpose only; actual product may vary
- Kindly refer product datasheet for detailed specification
- SE recommends to procure products from our authorized sellers only, list of our authorized sellers can be found on <https://www.se.com/in/en/work/support/locator/partner-map/>

Distributor