

Control and Signalling Device in plastic construction

Salient Features

This range of Ø 22.5 devices plastic series namely Push Button switches, Selector Switches, Emergency Switches, Pilot Lights in engineering Plastic Construction, have been designed to provide our OEM customers and Panel Builders a compact series of products with a competitive edge. This range ensures cost efficiency and provides a high level of reliability and economy. Technical Features includes:

- Safe in Operation
- Enables Control on inventory
- Reliable performance
- All in one function - complete function in one order code
- Low built in Depth
- Single or two built in electrically separated contacts are provided (either 1 NO, 1NC, 2NO, 2NC or 1NO+1NC)
- Economy of Space
- Aesthically elegant
- Robust design
- Larger operating surface than Ø 30.5
- Easy Mounting

PUSH BUTTONS

The monoblock push buttons are circular in design, Ø 22.5. The combination is of an actuator and contact element, single or two built in electrically separated contacts 1NO, 1NC, 2NO, 2NC or 1NO+1NC. Different varieties / colours of Actuators available are described separately herewith with their images, where the respective dimensions of the devices are also given.

PILOT LIGHTS:

Pilot Lights are available with integral LEDs, suitable for operating at various voltages, namely 6V, 12V, 24V, 30V, 48V, 63V, 110V, 125V AC/DC, 240VAC & 220VDC. Any other voltage & test function available on request. The pilot lights can also be offered with dual colour LEDs with different colour combinations for 12V to 240V AC/DC. The pilot lights with integral LEDs are also available suitable for operating at any universal voltage between 24V and 240V AC/DC.

Terminals

Push Button Contacts and Pilot Lights are designed to have shrouded terminals with Combi Screws.

Fixing

The integrated push button and pilot light range can be fixed in any position on panels of 1 to 5 mm thickness. The recommended fixing centres are 30 mm x 40 mm. The push button and pilot light are fixed on the panel with the help of locking nut.

Specifications of 103 series:

Details of these control devices, Ø 22.5 are detailed below:

A. Mechanical Durability

Push Button	Spring Return	Million Operations	1
	Selector		0.5
	Latching Type		0.1
	Mushroom Type		0.02

B. Standards & Conditions

Applicable Standard	UL 508, IEC 60947-5-1, CSA 22.2
Degree of Protection	IP54 (as per IEC 60947-5-1)
Operating Conditions	+70°C to -25°C
Mounting	Confirming to IEC 60947-5-1 Finished fixing hole: 22.5mm recommended (22.3+0.4/0) Fixing Centres: 30*40mm Min, (Unless otherwise indicated) Mounting Panel thickness: metal: 1 to 6mm, double insulated: 2 to 6mm

C. Electrical Characteristics

Rating		For AC: C300=120V, make current 15A & break current 1.5A (Thermal current = 2.5A) For DC: R300= 125V make or break current 0.22A, (Thermal current = 1.0A)
Type of contact		N/C or N/O or C/O Slow Break
Positive operation		All functions incorporating an NC contact have positive opening (IEC 60947-5-1)
Terminal Capacity	Cabling	2X1.5mm ² (Pin type lugs) 1X0.5mm ² (min) (Pin / fork type lugs) 1X2.5mm (max) (Pin / fork type lugs)
Screw Clamp tightening torque		0.8 N.m. (nominal recommended) 1.2 N.m(Max)
Short Circuit Protection		4A (gG cartridge fuse) (IEC 60947-5-1)
Rated insulation Voltage		Ui = 250V (Degree of pollution 3)
Rated impulse withstand voltage		Uimp = 6kV (IEC 60947-1)
Dielectric Test		2.5KV (IEC 60947-5-1)
Rated insulation resistance		50MΩ (IEC 60947-1)
Vibration Test		15 gn (Frequency 40-500 Hz) (IEC 60068-2-6)
Shock Test		70 gn (½ sine wave for 6ms) (IEC 60068-2-27)
	Emergency stop	15 g (½ sine wave for 11ms) (IEC 60068-2-27)


D. Pilot light with integral LED / multichip LED bulb (BA9S cap)

Current consumptions (applicable to all colours)	
24 VAC/DC, 110 VAC & 240 VAC	max. 20 mA
110 VDC	max. 10 mA
220 VDC	max. 10 mA
Service life (at nominal voltage & at ambient temperature of 25 °C)	50,000 hours
Voltage limits (nominal voltage)	< 20% of rated voltage >
Short circuit protection	on specific request
Terminal capacity	min. 1 x 0.5 mm ² , max. 2 x 1.5 mm ² or 1 x 2.5 mm ²



MRP w.e.f. 01.10.2025

**Control & Signalling Devices 22.5 Ø
PLASTIC SERIES (ECONOMY SERIES)**

MOMENTARY FLUSH PUSH BUTTONS						
	TYPE	COLOUR	ORDERING CODE	PRICE IN Rs.	MOQ NOS.	
		White	3PSF110	127.00	50 NOS	
	Flush push	Black	3PSF210	127.00		
	button with 1NO	Green	3PSF310	127.00		
	contact element	Red	3PSF410	127.00		
		Blue	3PSF610	127.00		
		Yellow	3PSF810	127.00		
		White	3PSF101	127.00		
	Flush push	Black	3PSF201	127.00		
	button with 1NC	Green	3PSF301	127.00		
	contact element	Red	3PSF401	127.00		
		Blue	3PSF601	127.00		
		Yellow	3PSF801	127.00		
		White	3PSF111	175.00		50 NOS
	Flush push	Black	3PSF211	175.00		
	button with	Green	3PSF311	175.00		
	1NO+1NC	Red	3PSF411	175.00		
	contact element	Blue	3PSF611	175.00		
		Yellow	3PSF811	175.00		
		White	3PSF120	175.00		
	Flush push	Black	3PSF220	175.00		
	button with 2NO	Green	3PSF320	175.00		
	contact element	Red	3PSF420	175.00		
		Blue	3PSF620	175.00		
		Yellow	3PSF820	175.00		
	White	3PSF102	175.00			
	Black	3PSF202	175.00			
Flush push	Green	3PSF302	175.00			
button with 2NC	Red	3PSF402	175.00			
contact element	Blue	3PSF602	175.00			
	Yellow	3PSF802	175.00			

HSN CODE : 85365010



MRP w.e.f. 01.10.2025

Control & Signalling Devices 22.5 Ø
PLASTIC SERIES (ECONOMY SERIES)

LATCHING FLUSH PUSH BUTTONS					
	TYPE	COLOUR	ORDERING CODE	PRICE IN Rs.	MOQ NOS.
		White	3PSFPP110	148.00	50 NOS
	Flush push -	Black	3PSFPP210	148.00	
	push button with	Green	3PSFPP310	148.00	
	1NO contact element	Red	3PSFPP410	148.00	
		Blue	3PSFPP610	148.00	
		Yellow	3PSFPP810	148.00	
		White	3PSFPP101	148.00	
	Flush push -	Black	3PSFPP201	148.00	
	push button with	Green	3PSFPP301	148.00	
	1NC contact element	Red	3PSFPP401	148.00	
		Blue	3PSFPP601	148.00	
		Yellow	3PSFPP801	148.00	
		White	3PSFPP111	196.00	50 NOS
	Flush push -	Black	3PSFPP211	196.00	
	push button with	Green	3PSFPP311	196.00	
	1NO+1NC	Red	3PSFPP411	196.00	
	contact element	Blue	3PSFPP611	196.00	
		Yellow	3PSFPP811	196.00	
		White	3PSFPP120	196.00	
	Flush push -	Black	3PSFPP220	196.00	
	push button with	Green	3PSFPP320	196.00	
	2NO contact element	Red	3PSFPP420	196.00	
		Blue	3PSFPP620	196.00	
		Yellow	3PSFPP820	196.00	
	White	3PSFPP102	196.00		
Flush push -	Black	3PSFPP202	196.00		
push button with	Green	3PSFPP302	196.00		
2NC contact element	Red	3PSFPP402	196.00		
	Blue	3PSFPP602	196.00		
	Yellow	3PSFPP802	196.00		

HSN CODE : 85365010



MRP w.e.f. 01.10.2025

Control & Signalling Devices 22.5 Ø
PLASTIC SERIES (ECONOMY SERIES)


MUSHROOM LATCHING PUSH BUTTONS					
	TYPE	COLOUR	ORDERING CODE	PRICE IN Rs.	MOQ NOS.
	Mushroom Latching Ø 40mm with 1NO contact element	Red	3PSML410	196.00	25 NOS
	Mushroom Latching Ø 40mm with 1NC contact element	Red	3PSML401	196.00	
	Mushroom Latching Ø 40mm with 1NO+1NC contact element	Red	3PSML411	244.00	
	Mushroom Latching Ø 40mm with 2NO contact element	Red	3PSML420	244.00	25 NOS
	Mushroom Latching Ø 40mm with 2NC contact element	Red	3PSML402	244.00	
HSN CODE : 85365010					



MRP w.e.f. 01.10.2025

**Control & Signalling Devices 22.5 Ø
PLASTIC SERIES (ECONOMY SERIES)**

SELECTOR PUSH BUTTONS


	TYPE	COLOUR	ORDERING CODE	PRICE IN Rs.	MOQ NOS.
	Selector push button, 2 position, with 1 NO contact element	Black	3PSS210-2P	228.00	50 NOS
	Selector push button, 2 position, with 1 NC contact element	Black	3PSS201-2P	228.00	50 NOS
Selector push button, 2 position, with 1 NO + 1 NC contact element	Black	3PSS211-2P	276.00	50 NOS	
Selector push button, 2 position, with 2 NO contact element	Black	3PSS220-2P	276.00	50 NOS	
Selector push button, 2 position, with 2 NC contact element	Black	3PSS202-2P	276.00	50 NOS	

HSN CODE : 85365010



MRP w.e.f. 01.10.2025

**Control & Signalling Devices 22.5 Ø
PLASTIC SERIES (ECONOMY SERIES)**



SELECTOR PUSH BUTTONS					
	TYPE	COLOUR	ORDERING CODE	PRICE IN Rs.	MOQ NOS.
	Selector push button, 3 position, with 1NO+1NC Contact Element	Black	3PSS211-3P	276.00	50 NOS
	Selector push button, 3 position, with 2NO contact element	Black	3PSS220-3P	276.00	
	Selector push button, 3 position, with 2NC contact element	Black	3PSS202-3P	276.00	

HSN CODE : 85365010



MRP w.e.f. 01.10.2025

Control & Signalling Devices 22.5 Ø

KEY SWITCH FOR ELEVATOR COP PANEL					
	TYPE	COLOUR	ORDERING CODE	PRICE IN Rs.	MOQ NOS.
	Ø22.5 PLASTIC MONOBLOCK EL KEY SWITCH, 3-POSITION STAYPUT, KEY REMOVABLE IN ALL POSITIONS		3KSEL-3P 30	340.00	10 NOS.
	EL KEY SWITCH, 3-POSITION STAYPUT, KEY REMOVABLE IN ALL POSITIONS (METAL)		KSEL-3P 30	375.00	

HSN CODE : 85365010

GENERAL TERMS AND CONDITIONS

General Terms : Prices are ex-works Mumbai
HSN CODE : 85365010 for all the products of this MRP List
GST : 18%

Prices are subject to revision without notice and ruling at the time of delivery.

This price list supersedes all previous Price Lists.

Warranty Policy : **TEKNIC equipment is guaranteed under the following terms:**

For a period of 12 months from the date of sale, TEKNIC guarantees that its products are free from defects in material and workmanship, with the exception of consumables rendered unserviceable through normal use. During the said period, TEKNIC will replace or repair all parts acknowledged as defective due to factory workmanship and which have been returned in a timely manner by Buyer to TEKNIC and all costs and duties paid, together with a detailed description of the failure and a certified declaration of the number of hours of operation. Repaired or replaced parts will be redelivered FCA (named place) as per INCOTERMS 2000. This warranty is subject to the provision of correct usage, proper maintenance and does not cover defects arising out of fire, faulty operation, accident, inefficient maintenance and willful or accidental damage.

TEKNIC guarantee applies to all equipment, parts and components stored, installed, protected, maintained and used in accordance with TEKNIC specifications and instructions, and respecting the rules for normal use, without any modification by Buyer.

All other conditions or warranties, whether express or implied, relating to the quality and operation of the equipment are excluded, as well as any liability for loss or damage caused directly or indirectly by the equipment or resulting from its use.

Proof of purchase to be provided to avail warranty.

TEKNIC ELECTRIC (I) PVT. LTD.

Reg. Office : 116, Hammersmith Industrial Estate, Mahim (W), Mumbai – 400016.
Head Office : 703/704/705, Madhava, Bandra Kurla Complex, Bandra (E), Mumbai – 400051. Tel : +91-22-42532500
Works : 65, Marol Co-op. Industrial Estate Ltd., M. Vassanji Road, Andheri (East), Mumbai – 400059. Tel : +91-22-42534500
Email : teknico@teknico.co.in mfg@teknico.co.in Website : www.teknico.co.in

CH:M:23
REV:H



A. HARILAL & CO. PVT. LTD.

169 Lohar Chawl, Amrit Niwas, Ground Floor, Kantilal M Sharma Street, Mumbai – 400 002

Tel: +91 22 2208 5553 / 2208 5554 / 2209 5882 |  +91 87 79 20 20 45 |  ahcopl@gmail.com