



Efficiently combined


The SIRIUS modular system combines digital planning and compliance to industry standards while meeting your needs for any application.

Over 100 years of leadership
in **switching technology**

Low Voltage Control Products
Price List w.e.f. 10th November 2023

SIEMENS

www.sapowercontrol.com






Space Saving

Save up to

30%

more space using compact switching devices



Efficient Engineering

Seamlessly import configuration data and save up to

80%

of time with SIRIUS product data



Quick Wiring

Switching to spring-loaded technology saves **time** and **money**



Tested Combinations

Our pre-tested and pre-assembled switching devices save **time** and **effort** for **configuring, ordering** and **assembly**.



Modular Build

Ordering and storing becomes up to

30%

more economical with the SIRIUS Modular System

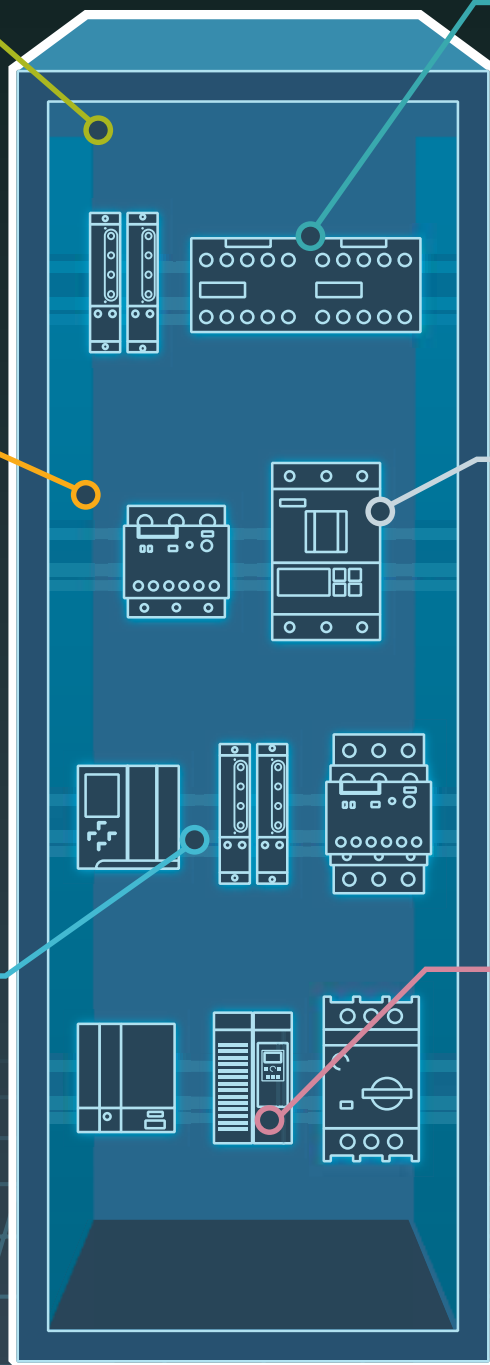


Worldwide Use

Time savings of up to

25%

using the **universally applicable** SIRIUS Modular System



SIRIUS Modular System

The perfect combination


www.siemens.com/sirius

SIEMENS

Index

Contents	Page No.
1 Switching Devices	
Contactors Relays - 3RH2 (S00)	5
Latched Contactor Relays (S00)	5
Contactors Relays - 3RH2 (S00) (with Low power consumption coil)	5
Power Contactors - 3RT (S00 to S12)	6
Power Contactors - 3RT (S6 to S12) (with separate coils)	7
Power Contactors - 3RT2 (S0)	7
Energy Efficient Contactors	8
Power Contactors - 3RT20 coupling relays (PLC interface relay)	9
Vacuum Contactors - 3RT12/ 3TF6	10
Power Contactors - 3RT with indication of Remaining LifeTime (RLT)	10
3 Pole AC1 Duty Contactors - 3RT24 & 3RT14	11
4 Pole Power Contactors (4NO main contacts) 3RT23 & 3RT13	11
4 Pole Power Contactors (2NO+2NC main contacts) 3RT25	11
Large Contactors 3RT148	12
Power Contactors with Fail-safe input	13
Communication capable Power Contactors	14
Solid state switching devices - 3RF	15
Auxiliary contact blocks for 3RT/3RH	15
Accessories for 3RT2 and 3RH2 Contactors (S00 to S3)	16
Accessories for 3 Pole 3RT2 & 3RT1 Contactors (S6 to S12)	19
Accessories for 4 Pole Contactor - 3RT23, 3RT13	20
3RA Load Feeders - ready to assemble kits for DOL	22
3RA Load Feeders - ready to assemble kits for R-DOL	23
3RA Load Feeders - ready to assemble kits for Star-Delta	27
3RV29 Infeed System	31
Reversing Contactor Assemblies - 3RA23	32
Star Delta Contactor Assemblies - 3RA24	32
Spares of 3RT Contactors	33
Contactor relays and Power Contactors - 3TH, 3TF	35
2 Pole DC Power Contactors - 3TC	36
Accessories and spares for 3TH, 3TF	36
Spares for 3TC Contactors	38
3TS & 3MT7 Capacitor duty Contactors	40
3TS Converter duty Contactors	40
3TS 2 Pole Contactors	41
Spares for 3TS & 3MT7 Contactors	41
3TS 4 Pole Contactors	42
3TS Single Pole LED Contactors	43
DP Contactors	44

Contents	Page No.
2 Protection Devices	
Thermal Overload Relays - 3RU	47
Microprocessor based overload relay - 3RB	49
Accessories for 3RU/3RB overload relays	50
Thermal overload relays - 3UA / 3UC / Accessories	51
Motor protection circuit breakers - 3RV	52
Accessories for 3RV	55
Motor protection circuit breakers - 3VS	58
Accessories for 3VS/3VU	59
3 Motor Starting Devices	
Digital soft starters and accessories - 3RW30/40/50	61
Digital soft starters and accessories - 3RW52/55	62
3RM1 starter	65
Agriculture and Industrial starters - 3TW/3TE	67
Spares for starters	68
Water level controller	68
4 Timing and Monitoring Devices	
Electronic timers - 3RP	69
Current monitoring relays - 3RR	69
Line monitoring relays - 3UG	69
Thermistor motor protection relays - 3RN2	70
Insulation monitoring relays - 3UG	70
Timing and Monitoring relays - 7PV0 / 7UG0	71
Plug-in-relays - 7RQ	72
5 Commanding and Signaling Devices	
SIRIUS ACT - 3SU	74
Signaling column - 8WN	77
Indicating lamps 3SB5 (complete and modular)	78
Push button - 3SB5	79
Push button stations - 3SB5	80
Accessories - 3SB5	80
6 Detecting Devices	
Position switches - 3SE5	82
Mechanical Safety Switches- 3SE5	85
7 Actuator sensor interface (AS-i)	86
8 SIMOCODE	88
9 Safety Relays & Systems - 3SK	90
10 Power Quality Solution NEW	92
11 Type-2 Co-ordination Charts	98
12 Available till stocks last	101
13 Discontinued	102
14 Contact Partners	
Customer care	105
Training centres	107
Offices and territory managers	Back cover



SIRIUS

Industrial Controls

www.siemens.com/SIRIUS

SIEMENS

www.sapowercontrol.com



Contactor Relays (Auxiliary Contactors)



3RH2 (S00) with "Mechanically linked contact elements"

Screw terminals

Size	Operational Current Ie AC-15 at 230V A	Contacts NO	Contacts NC	AC Coil [§] NEW			DC Coil [®] NEW		
				Type*	Unit LP ¹⁾ ₹	Std. pkg. (nos.)	Type*	Unit LP ¹⁾ ₹	Std. pkg. (nos.)
S00	10	4	-	■ 3RH2140-1A..08K	1780.-	1	■ 3RH2140-1B..08K	2470.-	1
		3	1	■ 3RH2131-1A..08K	1780.-	1	■ 3RH2131-1B..08K	2470.-	1
		2	2	■ 3RH2122-1A..08K	1780.-	1	■ 3RH2122-1B..08K	2470.-	1

Note: For ordering SIRIUS Type No. ending without 8K please get in touch with your nearest sales office

§@ Please enter coil codes from table below

Latched Contactor Relays

Screw terminals



Operational current Ie AC-15 at 230V A	Contacts NO	Contacts NC	AC Coil [§]			DC Coil [®]		
			Type	Unit LP ¹⁾ ₹	Std. pkg. (nos.)	Type	Unit LP ¹⁾ ₹	Std. pkg. (nos.)
10	4	-	3RH2440-1A..0	6520.-	1	3RH2440-1B..0	8665.-	1
	3	1	3RH2431-1A..0	6520.-	1	3RH2431-1B..0	8665.-	1
	2	2	3RH2422-1A..0	6520.-	1	3RH2422-1B..0	8665.-	1

§@ Please enter coil codes from table below

* For ordering contactors with spring type terminals, please get in touch with sales office

For Latched Power Contactors refer 3RT accessory "Mechanical Latching Blocks" on page no. 17

Spring type terminals are not available for latched contactor relays.

Rated control supply voltages for 3RH21 & 3RH24

§ AC coil voltage

@ DC Coil Voltage

Code	B0	■ F0	■ P0
Coil voltage 50/60 Hz	24	110	230

Code	■ B4	F4	M4
Coil voltage	24	110	220

1) For ordering contactors with other than above coil voltages, please add Rs. 240.- to the unit LP of standard contactor.

Please contact nearest sales office for other coil voltages

Contactor Relays (with Low power consumption coil)



Auxiliary Contactor - 3RH21 Coupling Relays

Screw terminals

Size	Surge Suppressor	Rated operational current Ie AC-15 at 230 V A	Auxiliary contacts		Type*	Unit LP ₹	Std. pkg. (nos.)
			NO	NC			
Rated control supply voltage Us =24 V DC, Operating range 0.7 to 1.25xUs, Power Consumption 2.8W at 24V DC							
S00	Built in Suppressor Diode	10	4	-	3RH2140-1KB40	3180.-	1
			3	1	3RH2131-1KB40	3180.-	1
			2	2	3RH2122-1KB40	3180.-	1
Rated control supply voltage Us =24 V DC, Operating range 0.85 to 1.85xUs, Power Consumption 1.6W at 24V DC							
S00	Built in Suppressor Diode	10	4	-	3RH2140-1SB40	4535.-	1
			3	1	3RH2131-1SB40	4535.-	1
			2	2	3RH2122-1SB40	4535.-	1

* For ordering contactors with spring type terminals, please replace 8th digit from '1' to '2'

Note: 3RH21 Coupling Relays - Add-on Auxiliary contact blocks not applicable

■ Stock items

LP - List Price

Power Contactors

3RT (S00 to S12) with "Mirror contacts elements"

Screw terminals



Size	AC-3 operational current Ie upto 415V A	Motor rating at 415V, 50Hz kW	Auxiliary contacts	AC Coil [§] NEW			DC Coil [®] NEW		
				Type*	Unit LP ¹⁾ ₹	Std. pkg. (nos.)	Type*	Unit LP ¹⁾ ₹	Std. pkg. (nos.)
S00	7	3	1NO	3RT2015-1A..18K	1510.-	1	3RT2015-1B..18K	2340.-	1
			1NC	3RT2015-1A..28K	1510.-	1	3RT2015-1B..28K	2340.-	1
	9	4	1NO	3RT2016-1A..18K	1590.-	1	3RT2016-1B..18K	2545.-	1
			1NC	3RT2016-1A..28K	1590.-	1	3RT2016-1B..28K	2545.-	1
	12	5.5	1NO	3RT2017-1A..18K	1785.-	1	3RT2017-1B..18K	2950.-	1
			1NC	3RT2017-1A..28K	1785.-	1	3RT2017-1B..28K	2950.-	1
16	7.5	1NO	3RT2018-1A..18K	2120.-	1	3RT2018-1B..18K	3465.-	1	
		1NC	3RT2018-1A..28K	2120.-	1	3RT2018-1B..28K	3465.-	1	
S0	25	11	1NO+1NC	3RT2026-1A..08K	3145.-	1	3RT2026-1B..08K	5455.-	1
	32	15	1NO+1NC	3RT2027-1A..08K	6130.-	1	3RT2027-1B..08K	11095.-	1
	38	18.5	1NO+1NC	3RT2028-1A..08K	8780.-	1	3RT2028-1B..08K	13185.-	1
	40	18.5	1NO+1NC	3RT2028-1A..08KA0 [#]	9255.-	1	3RT2028-1B..08KA0 [#]	13815.-	1

Note: For ordering SIRIUS Type No. ending without 8K please get in touch with your nearest sales office

Size	AC-3 operational current Ie upto 415V A	Motor rating at 415V, 50Hz kW	Auxiliary contacts	AC Coil [§]			AC/DC Coil [€]		
				Type	Unit LP ¹⁾ ₹	Std. pkg. (nos.)	Type	Unit LP ¹⁾ ₹	Std. pkg. (nos.)
S2	50	22	1NO+1NC	3RT2036-1A..0	12135.-	1	3RT2036-1N..0	19480.-	1
	65	30	1NO+1NC	3RT2037-1A..0	16860.-	1	3RT2037-1N..0	22065.-	1
	80	37	1NO+1NC	3RT2038-1A..0	20975.-	1	3RT2038-1N..0	26875.-	1
S3	95	45	1NO+1NC	3RT2046-1A..0	26610.-	1	3RT2046-1N..0	33380.-	1
	110	55	1NO+1NC	3RT2047-1A..0	34020.-	1	3RT2047-1N..0	43190.-	1

Size	AC-3 operational current Ie upto 415V A	Motor rating at 415V, 50Hz kW	Auxiliary contacts **	AC Coil [§] NEW			Auxiliary contacts	AC/DC Coils (Conventional Type) [€]		
				Type	Unit LP ₹	Std. pkg. (nos.)		Type	Unit LP ₹	Std. pkg. (nos.)
S6	115	55	-	3RT1054-6C.308K	32625.-	1	2NO+2NC	3RT1054-6A.368K	34180.-	1
	150	75	-	3RT1055-6C.308K	40975.-	1	2NO+2NC	3RT1055-6A.368K	43090.-	1
	185	90	-	3RT1056-6C.308K	51905.-	1	2NO+2NC	3RT1056-6A.368K	53905.-	1
S10	225	110	-	3RT1064-6C.308K	55370.-	1	2NO+2NC	3RT1064-6A.368K	56950.-	1
	265	132	-	3RT1065-6C.308K	67700.-	1	2NO+2NC	3RT1065-6A.368K	69300.-	1
	300	160	-	3RT1066-6C.308K	80885.-	1	2NO+2NC	3RT1066-6A.368K	83195.-	1
S12	400	200	-	3RT1075-6C.308K	97190.-	1	2NO+2NC	3RT1075-6A.368K	99960.-	1
	500	250	-	3RT1076-6C.308K	135820.-	1	2NO+2NC	3RT1076-6A.368K	138380.-	1

\$@€ Please enter coil codes from table below € available with universal operation # 40A Size S0 3RT2028 contactor is available with screw type terminals only

** Please select required Auxiliary Contact Blocks from Pg 7

* For ordering contactors with spring type terminals, please get in touch with sales office

Rated control supply voltages

(For 3RT2 Change the 10th & 11th digit and for 3RT1 Change the 10th digit of Type no.)

\$ - AC operation 50/60Hz

Contactor type	3RT20 1	3RT20 2	3RT20 3	3RT20 4
Size	S00	S0	S2	S3
24 V AC	B0	C2	C2	C2
110 V AC	F0	G2	G2	G2
230 V AC	P0	L2	L2	L2

@ - DC operation

Contactor type	3RT20 1,3RH2	3RT20 2	3RT20 3	3RT20 4
Size	S00	S0	S2	S3
24 V DC	B4	B4	-	-
110 V DC	F4	F4	-	-
220 V DC	M4	M4	-	-

€ - Universal operation (AC / DC) for 3RT2 S2, S3 and for 3RT1 S6, S10, S12

Contactor Type	3RT203..N	3RT204..N
Size	S2	S3
20...33 V AC/DC	B3	B3
83...155 V AC/DC	F3	F3
175...280 V AC/DC	P3	P3

Contactor Type	3RT1_Conventional Coil
Size	S6, S10, S12
110...127 V AC/DC	F
220...240 V AC/DC	P

1) For ordering contactors with other than above coil voltages, please add Rs. 240.- to the unit LP of standard contactor of the same rating.

Please contact nearest sales office for other coil voltages

Note: All SIRIUS 3RT20 / 3RT10 contactors (with at least 1 NC auxiliary contact) are tested to "Mirror contacts" characteristics in conjunction with auxiliary contacts ever since the launch of product

■ Stock items

Power Contactors

3RT (S6, S10, S12) with "Mirror contacts elements" Withdrawable coils and integrated varistor in coil circuit


Contactor without operating coil (Please order coil separately)

Size	AC-3 operational current Ie upto 415V A	Motor rating at 415V, 50Hz kW	Contactor w/o Aux NEW				Contactor with Aux			
			Auxiliary contacts**	Type	Unit LP ₹	Std. pkg. (nos.)	Auxiliary contacts	Type	Unit LP ₹	Std. pkg. (nos.)
S6	115	55	-	3RT1054-6LA008K	25270.-	1	2NO+2NC	3RT1054-6LA068K	26800.-	1
	150	75	-	3RT1055-6LA008K	34545.-	1	2NO+2NC	3RT1055-6LA068K	35800.-	1
	185	90	-	3RT1056-6LA008K	44930.-	1	2NO+2NC	3RT1056-6LA068K	46655.-	1
S10	225	110	-	3RT1064-6LA008K	46215.-	1	2NO+2NC	3RT1064-6LA068K	47990.-	1
	265	132	-	3RT1065-6LA008K	58130.-	1	2NO+2NC	3RT1065-6LA068K	59790.-	1
	300	160	-	3RT1066-6LA008K	71235.-	1	2NO+2NC	3RT1066-6LA068K	73275.-	1
S12	400	200	-	3RT1075-6LA008K	80780.-	1	2NO+2NC	3RT1075-6LA068K	83085.-	1
	500	250	-	3RT1076-6LA008K	118810.-	1	2NO+2NC	3RT1076-6LA068K	121050.-	1

**Please select the required Contact Blocks from below table

Auxiliary Contact Blocks (S6 - S12)

Size	NO	NC	#NO	#NC	Type	Unit LP ₹	Std. pkg. (nos.)
1 Pole Front mounted Auxiliary Contact blocks S6 - S12 (3RT1.5 ... 3RT1.7)							
S6 - S12	1	-	-	-	3RH1921-1CA10	270.-	10
	-	1	-	-	3RH1921-1CA01	270.-	10
	-	-	1	-	3RH1921-1CD10	530.-	10
	-	-	-	1	3RH1921-1CD01	530.-	10
2 Pole First Laterally mountable Auxiliary Contact blocks S6 - S12 (3RT1.5 ... 3RT1.7)							
S6 - S12	2	-	-	-	3RH1921-1EA20	1140.-	1
	1	1	-	-	3RH1921-1EA11		1
	-	2	-	-	3RH1921-1EA02		1
2 Pole Second Laterally mountable Auxiliary Contact blocks S6 - S12 (3RT1.5 ... 3RT1.7)							
S6 - S12	2	-	-	-	3RH1921-1KA20	1140.-	1
	1	1	-	-	3RH1921-1KA11		1
	-	2	-	-	3RH1921-1KA02		1



Delayed actuation

Coil

Size	AC Coil NEW				AC/DC Conventtional Coils (Uc Coils)			
	Rated control supply voltage U _c 40 to 60 Hz AC, DC V AC/DC	Type	Unit LP ₹	Std. pkg. (nos.)	Rated control supply voltage U _c 40 to 60 Hz AC, DC V AC/DC	Type	Unit LP ₹	Std. pkg. (nos.)
S6	23...26	3RT1955-5CB318K	5600.-	1	23...26	3RT1955-5AB318K	5760.-	1
	110...127	3RT1955-5CF318K		1	110...127	3RT1955-5AF318K		1
	220...240	3RT1955-5CP318K		1	220...240	3RT1955-5AP318K		1
	380...420	3RT1955-5CV318K		1	380...420	3RT1955-5AV318K		1
				1	500...550*	3RT1955-5AS31		1
S10			8245.-	1	23...26	3RT1965-5AB31	8480.-	1
	110...127	3RT1965-5CF318K		1	110...127	3RT1965-5AF318K		1
	220...240	3RT1965-5CP318K		1	220...240	3RT1965-5AP318K		1
	380...420	3RT1965-5CV318K		1	380...420	3RT1965-5AV318K		1
				1	500...550*	3RT1965-5AS31		1
S12			15440.-	1	23...26	3RT1975-5AB31	15880.-	1
	110...127	3RT1975-5CF318K		1	110...127	3RT1975-5AF318K		1
	220...240	3RT1975-5CP318K		1	220...240	3RT1975-5AP318K		1
				1	380...420	3RT1975-5AV31		1
				1	500...550*	3RT1975-5AS31		1

* Specially designed coil for mining applications offers complete operating range from 400V to 605V AC/DC

3RT2 (S0)

Size	AC-3 operational current Ie upto 415V A	Motor rating at 415V, 50Hz kW	Auxiliary contacts	AC Coil [§] NEW			DC Coil [®] NEW		
				Type	Unit LP ¹⁾ ₹	Std. pkg. (nos.)	Type	Unit LP ¹⁾ ₹	Std. pkg. (nos.)
3RT2 Size S0 Contactor									
S0	9	4	1NO + 1NC	3RT2023-1A..08K	1935.-	1	3RT2023-1B..08K	3180.-	1
	12	5.5	1NO + 1NC	3RT2024-1A..08K	2175.-	1	3RT2024-1B..08K	3525.-	1
	17	7.5	1NO + 1NC	3RT2025-1A..08K	2530.-	1	3RT2025-1B..08K	4345.-	1

§ @ Change the 10th and 11th digit of the Article No. Refer page 6 for coil codes

1) For ordering contactors (3RT2 S0) with other than coil codes mentioned in the table in Pg 6, please add Rs. 240.- to the unit LP of standard contactor of the same rating. Please contact nearest sales office for other coil voltages

■ Stock items

SIEMENS



Widest Range of Energy Efficient Contactors

When you go for Energy Efficiency improvement of your plant or a machine, just DON'T Stop at big items like Motors, HVAC etc.

Generally overlooked product like a CONTACTOR can also contribute much more, when it comes to Energy Efficiency improvement.

Explore SIRIUS Innovation Energy Efficient Contactor Portfolio

www.siemens.com/SIRIUS

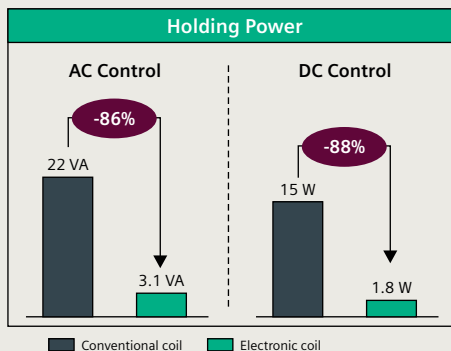
SIRIUS - Energy Efficient Contactor Portfolio (9A to 500A AC-3)

Contactor coil consumes continuous power as long as in operation



3RT20 | 95A AC-3

Typical Holding Power data comparison



Contactors with Electronic coil can be up to **88%** more Energy Efficient as compared to conventional AC or DC contactor

Typical Coil Consumption (Holding)

12-38A AC-3 3RT202.-1N..0		
	AC Control	DC Control
Size S0	1.9 VA	1.4 W

50-80A AC-3 3RT203.-1N..0		
	AC Control	DC Control
Size S2	2 VA	1 W

95-110A AC-3 3RT204.-1N..0		
	AC Control	DC Control
Size S3	3.1 VA	1.8 W


115-185A AC-3 3RT105.-6N.36		
	AC Control	DC Control
Size S6	3.5 VA	2.1 W

225-300A AC-3 3RT106.-6N.36		
	AC Control	DC Control
Size S10	5.5 VA	2.8 W

400-500A AC-3 3RT107.-6N.36		
	AC Control	DC Control
Size S12	5.6 VA	3 W

Energy Efficient Power Contactor - 3RT

(Electronic Coil - Universal AC/DC operation)



Screw terminals

Size	Surge Suppressor	AC-3 operational current I _e upto 415V A	Motor rating at 415V, 50Hz kW	Auxiliary contacts		Type*	Unit LP ₹	Std. pkg. (nos.)
				NO	NC			
Extended operating range 0.7 to 1.3 x U _s								
S0	Varistor integrated	9	4	1	1	3RT2023-1N..0	3920.-	1
		12	5.5	1	1	3RT2024-1N..0	4605.-	1
		17	7.5	1	1	3RT2025-1N..0	5175.-	1
		25	11	1	1	3RT2026-1N..0	7290.-	1
		32	15	1	1	3RT2027-1N..0	14920.-	1
		38	18.5	1	1	3RT2028-1N..0	17290.-	1
Extended operating range 0.8 to 1.1 x U _s								
S2	Varistor integrated	50 ... 80	22 ... 37	1	1	refer page no. 6		
S3	Varistor integrated	95 ... 110	45 ... 55	1	1	refer page no. 6		
S6-12	Varistor integrated	115 ... 500	55 ... 250	2	2	refer page no. 6 & 7		

* For ordering contactors with spring type terminals, please replace 8th digit from '1' to '2' only for size S0

Contactor type	3RT202..-1N
Size	S0
21 ... 28 V AC/DC	B3
95 ... 130 V AC/DC	F3
200 ... 280 V AC/DC	P3

Power Contactors - 3RT20 coupling relays (PLC interface relay)



Screw terminals

Size	Surge Suppressor	AC-3 Operational Current I _e upto 415V A	Rating of induction motor at 50 Hz and 415V	Auxiliary contacts		Type*	Unit LP ₹	Std. pkg. (nos.)
				NO	NC			
Rated control supply voltage U _s = 24 V DC, Operating range 0.7 to 1.25 x U _s , Holding power consumption 2.8W at 24V DC								
S00	Built in suppressor Diode	7	3	1	-	3RT2015-1KB41	2755.-	1
				-	1	3RT2015-1KB42	2755.-	1
		9	4	1	-	3RT2016-1KB41	3130.-	1
				-	1	3RT2016-1KB42	3130.-	1
		12	5.5	1	-	3RT2017-1KB41	3230.-	1
				-	1	3RT2017-1KB42	3230.-	1
Rated control supply voltage U _s = 24 V DC, Operating range 0.7 to 1.25 x U _s , Holding Power Consumption 4.5W at 24V DC								
S0	Varistor integrated	12	5.5	1	1	3RT2024-1KB40	3835.-	1
		17	7.5	1	1	3RT2025-1KB40	5855.-	1
		25	11	1	1	3RT2026-1KB40	7060.-	1
		32	15	1	1	3RT2027-1KB40	11955.-	1
Rated control supply voltage U _s = 24 V DC, Operating range 0.8 to 1.2 x U _s , Holding Power Consumption 1W at 24V DC								
S2	Varistor integrated	50	22	1	1	3RT2036-1KB40	20245.-	1
		65	30	1	1	3RT2037-1KB40	22740.-	1
		80	37	1	1	3RT2038-1KB40	27120.-	1
Rated control supply voltage U _s = 24V DC, Operating range 0.8 to 1.2 x U _s , Holding Power Consumption 0.9W at 24V DC								
S3	Varistor integrated	95	45	1	1	3RT2046-1KB40	33905.-	1

* For ordering contactors with spring type terminals, please replace 8th digit from '1' to '2' only for size S00, S0
 Add-on Auxiliary contact blocks: S00: Not applicable, S0: Laterally mountable, S2/S3: Front and Laterally mountable

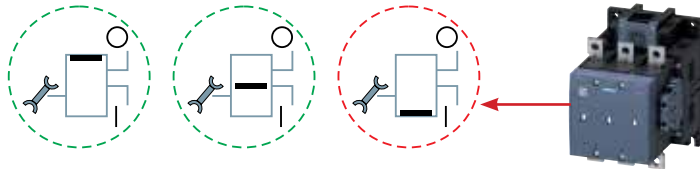
Vacuum Contactors - 3RT12

Benefits

- AC-3 electrical life expectancy of about 2.5 million operation
- Contacts in the tube will not weld. Arc contained, therefore no gas generated nor flash during operation
- No deration of rated current up to 1000V AC for 3RT12 and up to 690V AC for 3TF6
- Visual inspection window for inspection of contact erosion available for 3RT12

with universal coil (AC/DC) Coils, 2NO+2NC aux. contacts

Contactor size	Rated current Ie (A) AC3 upto 415V	Type [€]	Unit LP ₹	Std. pkg. (nos.)
10	225	3RT1264-6A..6	168635.-	1
10	265	3RT1265-6A..6	199200.-	1
10	300	3RT1266-6A..6	218190.-	1
12	400	3RT1275-6A..6	275865.-	1
12	500	3RT1276-6A..6	358480.-	1



[€] Coil voltage (AC/DC) - Please enter coil codes from table below

Code	B3	F3	P3	V3
Coil voltage (V)	23-26	110-127	220-240	380-420

Note: Contactors with Energy Efficient coils available on request

Vacuum Contactors - 3TF6

Size	Rated current (A) Ie AC3 upto 415V	Motor kW at 415V 50Hz, 3ph	AC 50 Hz coil				DC coil			
			Auxiliary contacts	Type Pl. fill in coil voltage code	Unit LP ₹	Std. pkg. (nos.)	Auxiliary contacts	Type Pl. fill in coil voltage code	Unit LP ₹	Std. pkg. (nos.)
14	630	355	4NO + 4NC	3TF6844-0C..	404380.-	1	3NO + 3NC	3TF6833-1D.. ¹⁾	452110.-	1
	820	450	4NO + 4NC	3TF6944-0C..	600805.-	1	3NO + 3NC	3TF6933-1D.. ¹⁾	690560.-	1

For coil codes & foot note (1) refer page no. 35

Power Contactors - 3RT with indication of Remaining LifeTime (RLT)

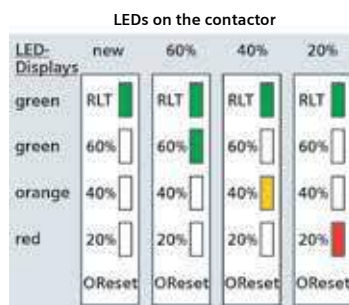
Withdrawable coils and integrated surge suppressor

Benefits

- Early warning to replace contacts
- Optimum utilization of contact material
- Visual inspection of condition of contacts no longer necessary
- Reduction of operating costs
- Optimum planning of maintenance schedules
- Avoidance of unforeseen plant downtimes

Size	AC-3 Operational Current Ie upto 415 V ¹⁾ A	Motor rating at 415V, 50Hz kW	Auxiliary contacts	Rated control supply voltage U _c 40 to 60 Hz AC, DC V AC/DC	Type	Unit LP ₹	Std. pkg. (nos.)
S6	115	55	1NO+1NC	96...127	3RT1054-1PF35	52270.-	1
			1NO+1NC	220...277	3RT1054-1PP35	52270.-	
	150	75	1NO+1NC	96...127	3RT1055-6PF35	60965.-	1
			1NO+1NC	220...277	3RT1055-6PP35	60965.-	
S10	185	90	1NO+1NC	96...127	3RT1056-6PF35	72035.-	1
			1NO+1NC	220...277	3RT1056-6PP35	72035.-	
	225	110	1NO+1NC	96...127	3RT1064-6PF35	75580.-	1
			1NO+1NC	220...277	3RT1064-6PP35	75580.-	
S12	265	132	1NO+1NC	96...127	3RT1065-6PF35	89515.-	1
			1NO+1NC	220...277	3RT1065-6PP35	89515.-	
	300	160	1NO+1NC	96...127	3RT1066-6PF35	104805.-	1
			1NO+1NC	220...277	3RT1066-6PP35	104805.-	
S12	400	200	1NO+1NC	96...127	3RT1075-6PF35	118665.-	1
			1NO+1NC	220...277	3RT1075-6PP35	118665.-	
	500	250	1NO+1NC	96...127	3RT1076-6PF35	175860.-	1
			1NO+1NC	220...277	3RT1076-6PP35	175860.-	

1) For size S6 to S12 size contactors, operating current Ie is valid up to 500V





3 Pole AC1 Duty Contactors



Size	AC-1 operational current I _e upto 690V A	AC Coil [§]			AC/DC Coil [€]		
		Type	Unit LP ₹	Std. pkg. (nos.)	Type	Unit LP ₹	Std. pkg. (nos.)
S3	140	3RT2446-1A..0	25135.-	1	3RT2446-1N..0	31940.-	1

Size	AC-1 operational current I _e upto 690V A	Auxiliary Contacts	Type [€]		Unit LP ₹	Std. pkg. (nos.)
			Type	Unit LP ₹		
S6	275	2NO+2NC	3RT1456-6A..68K	61470.-	1	1
S10	400	2NO+2NC	3RT1466-6A..68K	83855.-	1	1
S12	690	2NO+2NC	3RT1476-6A..68K	173945.-	1	1

4 Pole Power Contactors

With 4NO main contacts



Contactor size	Rated current I _e (A) AC1, 415V	Auxiliary Contacts		AC Coil [§]			DC Coil [®]		
		NO	NC	Type	Unit LP ₹	Std. pkg. (nos.)	Type	Unit LP ₹	Std. pkg. (nos.)
S00	18	-	-	3RT2316-1A..0	2930.-	1	3RT2316-1B..0	4755.-	1
	22	-	-	3RT2317-1A..0	3035.-	1	3RT2317-1B..0	5060.-	1
S0	35	1	1	3RT2325-1A..0	3380.-	1	3RT2325-1B..0	6055.-	1
	40	1	1	3RT2326-1A..0	5250.-	1	3RT2326-1B..0	9335.-	1
	50	1	1	3RT2327-1A..0	6350.-	1	3RT2327-1B..0	11890.-	1
S2	60	1	1	3RT2336-1A..0	13995.-	1	3RT2336-1N..0 [€]	17380.-	1
	110	1	1	3RT2337-1A..0	23430.-	1	3RT2337-1N..0 [€]	26225.-	1
S3	140	1	1	3RT2346-1A..0	26050.-	1	3RT2346-1N..0 [€]	33680.-	1
	160	1	1	3RT2348-1A..0	30210.-	1	3RT2348-1N..0 [€]	35800.-	1

With 4NO main contacts



Size	AC-1 operational current I _e upto 690V A	Auxiliary Contacts	Type [€]		Unit LP ₹	Std. pkg. (nos.)
			Type	Unit LP ₹		
S6	200	2NO+2NC	3RT1355-6A..6	52830.-	1	1
S10	275	2NO+2NC	3RT1363-6A..6	78120.-	1	1
	350	2NO+2NC	3RT1364-6A..6	100380.-	1	1
S12	400	2NO+2NC	3RT1373-6A..6	116405.-	1	1
	500	2NO+2NC	3RT1374-6A..6	141010.-	1	1
	525	2NO+2NC	3RT1375-6A..6	157330.-	1	1

With 2NO+2NC main contacts



size	AC-1 operational current I _e upto 415V A	Auxiliary Contacts		AC Coil [§]			DC Coil [®]		
		NO	NC	Type	Unit LP ₹	Std. pkg. (nos.)	Type	Unit LP ₹	Std. pkg. (nos.)
S00	18	-	-	3RT2516-1A..0	3100.-	1	3RT2516-1B..0	4035.-	1
	22	-	-	3RT2517-1A..0	3645.-	1	3RT2517-1B..0	5950.-	1
S0	40	1	1	3RT2526-1A..0	6130.-	1	3RT2526-1B..0	11090.-	1
S2	60	1	1	3RT2535-1A..0	16090.-	1	3RT2535-1N..0 [€]	21005.-	1
	70	1	1	3RT2536-1A..0	20760.-	1	3RT2536-1N..0 [€]	23835.-	1
S3	100	1	1	3RT2544-1A..0	23260.-	1	3RT2544-1N..0 [€]	27490.-	1
	125	1	1	3RT2545-1A..0	25900.-	1	3RT2545-1N..0 [€]	32630.-	1

Rated control supply voltage (Change of the 10th and 11th digit of the Article No.)

§ - AC operation

Contactor type	3RT23, 3RT25	3RT24
Size	S00 (50/60Hz), S0, S2, S3 (50 Hz)	S3 (50/60Hz)
24 V AC	B0	C2
110 V AC	F0	G2
230 V AC	P0	L2

@ - DC operation

Contactor type	3RT23, 3RT25
Size	S00, S0
24 V DC	B4
110 V DC	F4
220 V DC	M4

€ - Universal operation AC / DC

Contactor type	3RT23, 3RT25, 3RT24
Size	S2, S3
20 ... 33	B3
175 ... 280	P3

Contactor Type	3RT13
Size	S6, S10, S12
24 ... 60	E3
48 ... 130	F3
100 ... 250	P3
250 ... 500	R3

Contactor type	3RT 14
Size	S6, S10, S12
20 ... 26	B3
110 ... 127	F3
220 ... 240	P3



SIRIUS 3RT14, 3-pole Large Contactors for high currents

www.siemens.com/SIRIUS

NEW

Type*	Rating data		Lateral Auxiliary Contacts		Rated control supply voltage U	
	Operating Current I_e (A) AC1	Rated voltage U_e	NO	NC	V (AC 50/60 Hz)	V (DC)
3RT1481-6AF36 3RT1481-6AP36	900A	1000V	2	2	100...127 200...240	100...110 200...220
3RT1482-6AF36 3RT1482-6AP36	1050A	1000V	2	2	100...127 200...240	100...110 200...220
3RT1483-6AP36	1260A	1000V	2	2	100...240	100...220
3RT1485-6AP36	1700A	1000V	2	2	100...240	100...220
3RT1486-6AP36	2100A	1000V	2	2	100...240	100...220
3RT1487-6AP36	2650A	1000V	2	2	100...240	100...220

*Price on request

The world's first contactor with maximum benefits in safety applications!

SIRIUS Innovation contactors from size S2 to S12 (22kW to 250kW) has been now expanded to include versions suitable for direct control from fail-safe controllers and safety relays which is first of its kind in the market.

This makes it possible to attain SIL 2 and/or PL c with just one contactor and SIL 3 and/or PL e with two contactors in series according to IEC 62061 and ISO 13849-1

www.siemens.com/SIRIUS



Advantages at a glance

01

Digital input directly on board

First contactor with certified, digital input for activation from fail-safe or standard controllers

03

Maximum Safety level

Certified inputs enables devices to be used up to the highest safety level (SIL 3 / PL e)

02

Time & Cost saving

Reduced wiring and configuration efforts
Cost optimization of additional coupling level

04

Everything from single source

Complements safety solutions offered by the SIRIUS modular system

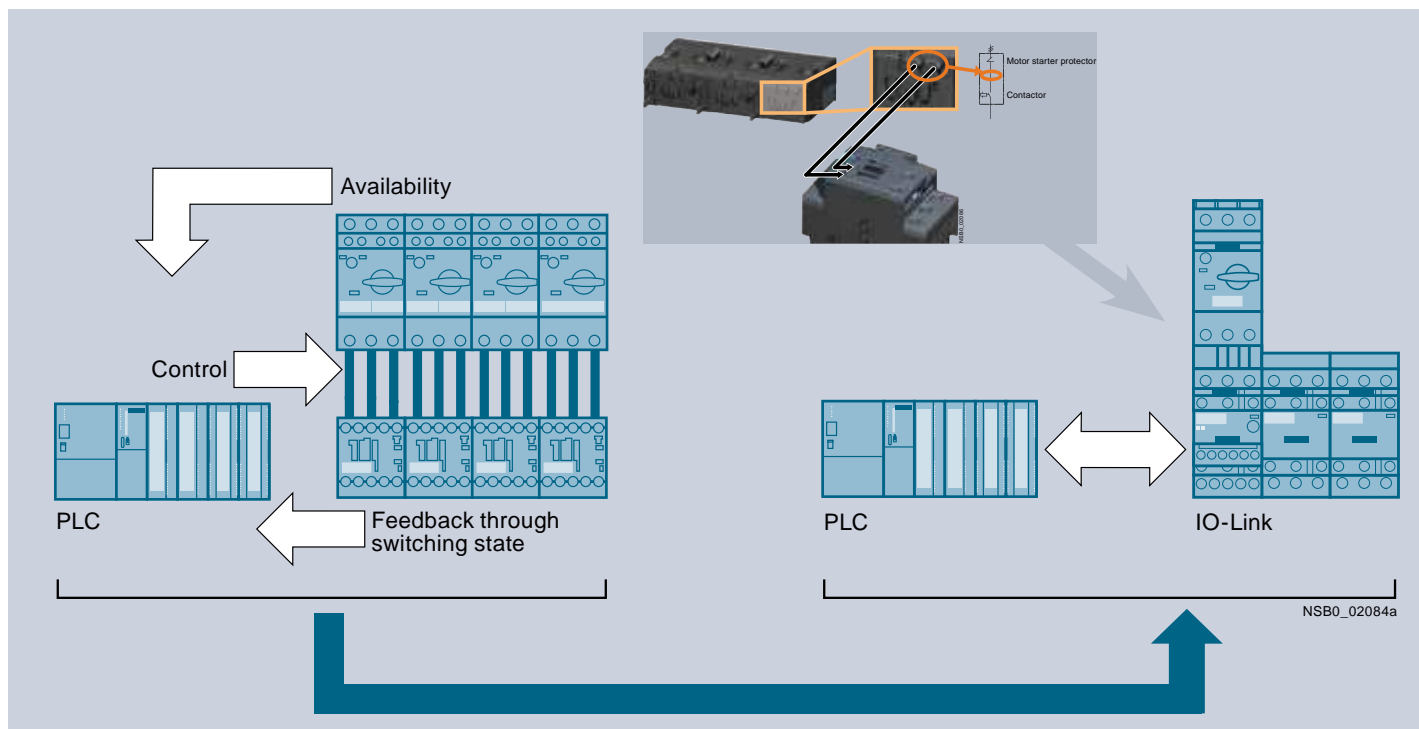


SIRIUS Innovation Contactors with fail-safe input

Size	AC-3 operational current Ie upto 415V A	Motor rating at 415V, 50Hz kW	Permanently Mounted Auxiliary Contacts	Rated control supply voltages Us AC/DC	Type	Unit LP ₹	Std Pkg. (nos.)
S6	115	55	2NO+2NC	96...127	3RT1054-6SF36-3PA0	48235.-	1
				220...227	3RT1054-6SP36-3PA0	48235.-	
	150	75	2NO+2NC	96...127	3RT1055-6SF36-3PA0	58835.-	1
				220...227	3RT1055-6SP36-3PA0	58835.-	
S10	185	90	2NO+2NC	96...127	3RT1056-6SF36-3PA0	69145.-	1
				220...227	3RT1056-6SP36-3PA0	69145.-	
	225	110	2NO+2NC	96...127	3RT1064-6SF36-3PA0	75245.-	1
				220...227	3RT1064-6SP36-3PA0	75245.-	
S12	265	132	2NO+2NC	96...127	3RT1065-6SF36-3PA0	90095.-	1
				220...227	3RT1065-6SP36-3PA0	90095.-	
	300	160	2NO+2NC	96...127	3RT1066-6SF36-3PA0	104585.-	1
				220...227	3RT1066-6SP36-3PA0	104585.-	
S12	400	200	2NO+2NC	96...127	3RT1075-6SF36-3PA0	120470.-	1
				220...227	3RT1075-6SP36-3PA0	120470.-	
	500	250	2NO+2NC	96...127	3RT1076-6SF36-3PA0	172125.-	1
				220...227	3RT1076-6SP36-3PA0	172125.-	

For S2 and S3 Contactors please get in touch with your nearest sales office

Communication capable Power Contactors



Rated control supply voltage $U_s = 24\text{ V DC}$
Screw terminals

Size	AC-3 Operational Current I_e upto 415V A	Motor rating at 415V, 50 Hz kW	Auxiliary contacts	Type*	Unit LP ₹	Std. pkg. (nos.)
S00	7	3	1NO	3RT2015-1BB41-0CC0	2910.-	1
			1NC	3RT2015-1BB42-0CC0		
	9	4	1NO	3RT2016-1BB41-0CC0	3170.-	1
			1NC	3RT2016-1BB42-0CC0		
	12	5.5	1NO	3RT2017-1BB41-0CC0	3645.-	1
			1NC	3RT2017-1BB42-0CC0		
16	7.5	1NO	3RT2018-1BB41-0CC0	4315.-	1	
		1NC	3RT2018-1BB42-0CC0			
S0	9	4	1NO + 1NC	3RT2023-1BB40-0CC0	3865.-	1
	12	5.5	1NO + 1NC	3RT2024-1BB40-0CC0	4245.-	1
	17	7.5	1NO + 1NC	3RT2025-1BB40-0CC0	5950.-	1
	25	11	1NO + 1NC	3RT2026-1BB40-0CC0	7195.-	1
	32	15	1NO + 1NC	3RT2027-1BB40-0CC0	12035.-	1
	38	18.5	1NO + 1NC	3RT2028-1BB40-0CC0	16630.-	1
S2	50	22	1NO + 1NC	3RT2036-1NB30-0CC0 [€]	20245.-	1
	65	30	1NO + 1NC	3RT2037-1NB30-0CC0 [€]	22805.-	1
	80	37	1NO + 1NC	3RT2038-1NB30-0CC0 [€]	27690.-	1
S3	95	45	1NO + 1NC	3RT2046-1NB30-0CC0 [€]	36165.-	1
	110	55	1NO + 1NC	3RT2047-1NB30-0CC0 [€]	45810.-	1

*For ordering contactors with spring type terminals, please replace 8th digit from '1' to '2' for S00, S0
[€] - Universal operation 20...33V AC / DC

Solid state switching devices - 3RF

Solid state contactless switching for application requiring frequent switching

- Compact 22.5mm design with built in LED & finger touch proof protection
- Blocking voltage 1200V

- Main voltage 48-460V AC
- Control voltage 4-30V DC
- Zero point switching



Rated current AC51 (max)	Type	Unit LP ₹	Std. pkg. (kits)
20	3RF2120-1AA45 [§]	3285.-	1
30	3RF2130-1AA45 [§]	5085.-	1
50	3RF2150-1AA45 [§]	8455.-	1
70	3RF2170-1AA45 [§]	9810.-	1
90	3RF2190-1AA45 [§]	12135.-	1

Contact your nearest Siemens partner to know more about

- 3RF20 solid state relays with 45mm design for resistive loads
- 3RF23 single phase solid state contactors with built in heatsink for resistive/inductive loads
- 3RF24 three phase solid state contactors with built-in heat sink for resistor loads upto 50A
- Add on function modules to achieve extended functionality

§ To be used along with suitable heatsink, other voltages upon enquiry

Accessories for 3RH2 & 3RT2 Contactors (S00 / S0 / S2 / S3)

Auxiliary Contact Blocks (S00 / S0 / S2 / S3)

for snapping onto the front

For	NO	NC	Type*	Unit LP ₹	Std. pkg. (nos.)
S00 / S0 / S2 / S3	1	-	3RH2911-1HA10	355.-	1
	-	1	3RH2911-1HA01		1
	2	-	3RH2911-1HA20	500.-	1
	1	1	3RH2911-1HA11		1
	-	2	3RH2911-1HA02		1
	2	2	3RH2911-1HA22		1
	3	1	3RH2911-1HA31	885.-	1
	4	-	3RH2911-1FA40		1



* For ordering auxiliary contact blocks with Spring type terminals, please replace 8th digit from '1' to '2'

Laterally mountable auxiliary switch blocks on left and / or right

For	NO	NC	Type*1)	Unit LP ₹	Std. pkg. (nos.)
S00 / S0 / S2 / S3	-	2	3RH2921-1DA02	1060.-	1
	1	1	3RH2921-1DA11		1
	2	-	3RH2921-1DA20		1



* For ordering auxiliary contact blocks with Spring type terminals, please replace 8th digit from '1' to '2'

1) Only left side mounting possible for 3RH2 contactor relays

Accessories for 3 Pole 3RT1 Contactors (S6 - S12)

Auxiliary Contact Blocks (S6 - S12)

Size	NO	NC	#NO	#NC	Type	Unit LP ₹	Std. pkg. (nos.)
1 Pole Front mounted Auxiliary Contact blocks S6 - S12 (3RT1.5 ... 3RT1.7)							
S6 - S12	1	-	-	-	3RH1921-1CA10	270.-	10
	-	1	-	-	3RH1921-1CA01		10
	-	-	1	-	3RH1921-1CD10	530.-	10
	-	-	-	1	3RH1921-1CD01		10
2 Pole First Laterally mountable Auxiliary Contact blocks S6 - S12 (3RT1.5 ... 3RT1.7)							
S6 - S12	2	-	-	-	3RH1921-1EA20	1140.-	1
	1	1	-	-	3RH1921-1EA11		1
	-	2	-	-	3RH1921-1EA02		1
2 Pole Second Laterally mountable Auxiliary Contact blocks S6 - S12 (3RT1.5 ... 3RT1.7)							
S6 - S12	2	-	-	-	3RH1921-1KA20	1140.-	1
	1	1	-	-	3RH1921-1KA11		1
	-	2	-	-	3RH1921-1KA02		1



Delayed actuation

Accessories for 3RT2 and 3RH2 Contactors (S00, S0, S2, S3)

Surge suppressors

Screw and spring terminals

Size	For Contactor	Version	AC Operation	DC Operation	Type	Unit LP ₹	Std. pkg. (nos.)
			Rated control supply voltage (U _s)				
			V AC	V DC			
for 3RH2 & 3RT2 Size S00							
S00	3RT2.1 & 3RH2.	Varistors (with LED)	24 ... 48	12 ... 24	■ 3RT2916-1JJ00	810.-	1
			48 ... 127	24 ... 70	■ 3RT2916-1JK00		1
			127 ... 240	70 ... 150	■ 3RT2916-1JL00		1
			--	150 ... 250	3RT2916-1JP00		1
		RC Elements	24 ... 48	24 ... 70	3RT2916-1CB00		1
			48 ... 127	70 ... 150	3RT2916-1CC00		1
			127 ... 240	150 ... 250	3RT2916-1CD00		1
		Diode assemblies	--	12 ... 250	3RT2916-1EH00		1
		Diode with LED	--	24 ... 70	3RT2916-1LM00		1
		Additional load modules	180 ... 255	--	3RT2916-1GA00		1
for 3RT2 Size S0							
S0	3RT2.2	Varistors	24 ... 48	24 ... 70	■ 3RT2926-1BB00	1070.-	1
			48 ... 127	70 ... 150	■ 3RT2926-1BC00		1
			127 ... 240	150 ... 250	■ 3RT2926-1BD00		1
			240 ... 400	--	■ 3RT2926-1BE00		1
		RC Elements	24 ... 48	24 ... 70	3RT2926-1CB00		1
			48 ... 127	70 ... 150	3RT2926-1CC00		1
			127 ... 240	150 ... 250	3RT2926-1CD00		1
			240 ... 400	--	3RT2926-1CE00		1
		Diode assemblies	--	24	3RT2926-1ER00		1
		--	30 ... 250	3RT2926-1ES00	1		
		Varistor with LED	127 ... 240	70 ... 150	3RT2926-1JL00		1
		for 3RT2 Size S2 & S3					
S2, S3	3RT2.3 3RT2.4	Varistors ¹⁾	24 ... 48	--	■ 3RT2936-1BB00	1260.-	1
			48 ... 127	--	■ 3RT2936-1BC00		1
			127 ... 240	--	■ 3RT2936-1BD00		1
			240 ... 400	--	■ 3RT2936-1BE00		1
			400 ... 600	--	3RT2936-1BF00		1
		Diode assemblies	--	24	3RT2936-1ER00		1
		--	30 ... 250	3RT2936-1ES00	1		
		Varistors with LED	127 ... 240	70 ... 150	3RT2936-1JL00		1
for 3RT2 Size S2 - RC Element							
S2	3RT2.3	RC Elements	24 ... 48	24 ... 70	3RT2936-1CB00	1260.-	1
			48 ... 127	70 ... 150	3RT2936-1CC00		1
			127 ... 240	150 ... 250	3RT2936-1CD00		1
			240 ... 400	--	3RT2936-1CE00		1
for 3RT2 Size S3 - RC Element							
S3	3RT2.4	RC Elements	24 ... 48	24 ... 70	3RT2946-1CB00	1260.-	1
			48 ... 127	70 ... 150	3RT2946-1CC00		1
			127 ... 240	150 ... 250	3RT2946-1CD00		1
			240 ... 400	--	3RT2946-1CE00		1

1) In 3RT2 universal coil varistor is in-built

Sealable Covers

Size	For Contactor	Type	Unit LP ₹	Std. pkg. (nos.)
S00, S0, S2, S3	3RT2 & 3RH2 [®]	3RT2916-4MA10	255.-	1 pack = 5 units

[®] Exception: Contactors and contactor relays auxiliary switch block mounted onto the front

Safety main current connectors for 2 contactors

Size	For Contactor	Type	Unit LP ₹	Std. pkg. (nos.)
S00	3RT2	3RA2916-1A	1665.-	1
S0		3RA2926-1A		1
S2		3RA2936-1A		1

■ Stock items



Accessories for 3RT2 and 3RH2 Contactors (S00, S0, S2, S3)

Coil terminal modules for S0, S2, S3

Size	For Contactor	Type	Unit LP ₹	Std. pkg. (nos.)
Connection from top	3RT2	3RT2926-4RA11	465.-	1
Connection from below		3RT2926-4RB11		1
Connection diagonally		3RT2926-4RC11		1



Coupling links for control by PLC

for mounting onto the coil terminals of the contactors

Size	For Contactor	Mounting	Type	Unit LP ₹	Std. pkg. (nos.)
S0	3RT2.2	onto the coil terminals of the contactors	3RH2924-1GP11	2500.-	1
S00, S0, S2, S3	3RT2	onto the contactors	3RH2914-1GP11	2555.-	1



LED modules for indicating the contactor function

Size	For Contactor	Type	Unit LP ₹	Std. pkg. (nos.)
S00 - S3	3RT2	3RT2926-1QT00	850.-	1 pack = 5 units



Links for paralleling


Size	For Contactor	Version	Max. Conductor cross-sections mm ²	Type	Unit LP ₹	Std. pkg. (nos.)
S00	3RT20 1	3-Pole with connection terminal	25 (stranded)	3RT1916-4BB31	565.-	1
S0	3RT20 2		50 (stranded)	3RT2926-4BB31	965.-	1
S2	3RT20 3		120 (stranded)	3RT1936-4BB31	1125.-	1
S3	3RT20 4		185 (stranded)	3RT1946-4BB31	3085.-	1
S00	3RT23 1 & 3RT25 1	4-Pole with connection terminal	25 (stranded)	3RT1916-4BB41	850.-	1



Screw adapters for easy screw fixing

2 units required per contactor

Size	Type	Unit LP ₹	Std. pkg. (nos.)
S0	3RT1926-4P	35.-	1 pack = 10 units



OFF-Delay Devices

Size	Rated control supply voltage U _s V	Type	Unit LP ₹	Std. pkg. (nos.)
3RT2. 1, 3RT2. 2, 3RH2. . .-1BF40	110 AC/DC	3RT2916-2BK01	5685.-	1
3RT2. 1, 3RT2. 2, 3RH2. . .-1BM40	220 / 230 AC/DC	3RT2916-2BL01		1
3RT2. 1, 3RT2. 2, 3RH2. . .-1BB40	24 DC	3RT2916-2BE01		1



Mechanical latching blocks

Size	For Contactor	Rated control supply voltage U _s V	Type	Unit LP ₹	Std. pkg. (nos.)
S0	3RT2.2	24 AC/DC	3RT2926-3AB31	3615.-	1
		110 AC/DC	3RT2926-3AF31		1
		230 AC/DC	3RT2926-3AP31		1



Accessories for 3RT2 and 3RH2 Contactors (S00, S0, S2, S3)



Solid state timer block

for snapping onto the front (S00, S0, S2, S3)

Function	For contactors	Auxiliary contacts	Rated control supply voltage U_c , 50/60 Hz V	Time setting range t Sec	Type*	Unit LP ₹	Std. pkg. (nos.)
On-Delay (Varistor integrated)	3RT2 3RH21 3RH24	1CO	24 ... 240 VAC/DC	0.05 ... 100	3RA2813-1AW10	5715.-	1
		1NO + 1NC			3RA2813-1FW10		1
OFF-Delay without auxiliary voltage (Varistor integrated)		1CO	24 ... 240 VAC/DC	0.05 ... 100	3RA2815-1AW10	6820.-	1
		1NO + 1NC			3RA2815-1FW10		1
OFF-Delay with auxiliary voltage (Varistor integrated)		1CO	24 ... 240 VAC/DC	0.05 ... 100	3RA2814-1AW10	7760.-	1
		1NO + 1NC			3RA2814-1FW10		1

Solid state timer block with semiconductor output

for snapping onto the front (S00, S0)

Function	For contactors#	Auxiliary contacts	Rated control supply voltage U_c , 50/60 Hz V	Time setting range t Sec	Type*	Unit LP ₹	Std. pkg. (nos.)
On-Delay (Varistor integrated)	3RT2 3RH21 3RH24	-	24 ... 240 VAC/DC	0.05 ... 100	3RA2811-1CW10	6215.-	1
OFF-Delay with auxiliary voltage		-			24 ... 240 VAC/DC	0.05 ... 100	3RA2812-1DW10

Cannot be fitted onto coupling relays. Also available for 3RT2 S2 & S3 on request

Version	SIRIUS function modules		SIRIUS function modules for IO-Link		SIRIUS function modules for AS-Interface	
	A	Unit LP ₹	B	Unit LP ₹	C	Unit LP ₹
Direct on line starting (S00, S0, S2, S3)	*Pls refer above table for type reference (Solid state timer block with semiconductor output)		3RA2711-1AA00*	5980.-	3RA2712-1AA00*	6575.-
Reversing starting (S00, S0, S2, S3)	for complete feeder refer page no. 23-24		3RA2711-1BA00*	11275.-	3RA2712-1BA00*	12395.-
Star delta starting (S00, S0, S2, S3)	3RA2816-0EW20	11820.-	3RA2711-1CA00*	17455.-	3RA2712-1CA00*	19255.-

*For ordering with spring type terminals, please replace 8th digit from '1' to '2'

Accessories for 3 Pole, 3RT2 & 3RT1 Contactors

Surge Suppressor for 3Pole 3RT1 (S6..S12)

Size	Version	AC Operation	DC Operation	Type	Unit LP ₹	Std. pkg. (nos.)
		Rated control supply voltage (U _c)				
		V AC	V DC			
S6, S10, S12	RC Elements*	24 ... 48	24 ... 70	3RT1956-1CB00	2190.-	1
		48 ... 127	70 ... 150	3RT1956-1CC00		1
		127 ... 240	150 ... 250	3RT1956-1CD00		1
		240 ... 400	–	3RT1956-1CE00		1
		400 ... 600	–	3RT1956-1CF00		1



Contactors coils (Size S6 to S12) comes with in-built varistor
* for connecting to with-drawable coils with screw terminal type connection

Box terminal blocks

Size	For Contactor	Version	Type	Unit LP ₹	Std. pkg. (nos.)
S6	3RT105	For round and ribbon cables (Upto 70 mm ²)	3RT1955-4G	2105.-	1
		For round and ribbon cables (Upto 120 mm ²)	3RT1956-4G	2980.-	1
		Auxiliary conductor connection for box terminals	3TX7500-0A	1180.-	1
S10 / S12	3RT106 & 3RT107	Upto 240 mm ² with auxiliary conductor connection	3RT1966-4G	8430.-	1



Covers

Terminal covers for box terminals

Size	For Contactor	Version	Type	Unit LP ₹	Std. pkg. (nos.)
S3	3RT204	3 Pole	3RT2946-4EA2	700.-	1
S6	3RT105	Length of 25 mm	3RT1956-4EA2	1125.-	1
S10 / S12	3RT106 & 3RT107	Length of 30 mm	3RT1966-4EA2	1980.-	1

Terminal covers for cable lugs and busbar connection

S3	3RT204	Length of 55 mm	3RT1946-4EA1	1005.-	1
S6	3RT105	Length of 100 mm	3RT1956-4EA1	1920.-	1
S10 / S12	3RT106 & 3RT107	Length of 120 mm	3RT1966-4EA1	2535.-	1



Busbar cover between contactor and 3RB2 overload relay or wiring module for contactor assemblies

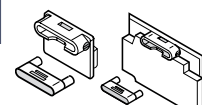
S10 / S12	3RT106 & 3RT107	Length of 42 mm	3RT1966-4EA3	1685.-	1
-----------	-----------------	-----------------	--------------	--------	---

For busbar cover of the flat line connectors for reversing and wye-delta assemblies

S6	3RT105	Length of 38 mm	3RT1956-4EA4	1550.-	1
----	--------	-----------------	--------------	--------	---

Sealable Covers

Size	For Contactor	Type	Unit LP ₹	Std. pkg. (nos.)
S6, S10, S12	3RT105, 3RT106 & 3RT107	3RT1926-4MA10	115.-	1 pack = 5 units



Accessories for 3 Pole, 3RT2 & 3RT1 Contactors

Links for paralleling

Size	For Contactor	Version	Type	Unit LP ₹	Std. pkg. (nos.)
S3	3RT204	3-Pole with through hole (Star Jumpers)	3RT1946-4BB31	3085.-	1
S6	3RT1		3RT1956-4BA31	1685.-	1
S10 / S12	3RT1		3RT1966-4BA31	2245.-	1



Accessories for 3RT12

Description	Type	Unit LP ₹	Std. pkg. (nos.)
Line voltage surge suppressors			
upto 690V AC	3RT1966-1PV3	10075.-	1
upto 1000V AC	3RT1966-1PV4	14720.-	1
Auxiliary contact blocks			
second, 2NO	3RH1921-1KA20	1140.-	1
second, 1NO+1NC	3RH1921-1KA11		1
second, 2NC	3RH1921-1KA02		1
Mechanical interlock mechanism	3RA1954-2A	3250.-	1
Coil surge suppressor			
RC element, for 110V-127V coil	3RT1956-1CC00	2190.-	1
RC element, for 220V-240V coil	3RT1956-1CD00		1

Accessories for 4 Pole Contactor - 3RT23 / 3RT13

Mechanical interlock for 3RT23

Contactor size	Type	Description	Unit LP ₹	Std. pkg. (nos.)
S00-S00	3RA2912-2H	Mechanical interlock & 2 Connecting Clips	565.-	1
S0-S0	3RA2922-2H	Mechanical interlock & 2 Connecting Clips	565.-	1
S2-S2 ¹⁾	3RA2934-2B	Mechanical interlock	640.-	1
	3RA2932-2G	2x Connecting Clips	315.-	10
S3-S3 ¹⁾	3RA2934-2B	Mechanical interlock	640.-	1
	3RA2942-2G	2x Connecting Clips	360.-	10

1) for 3RT23 S2 & S3 reversing combination both Mechanical interlock & 2x Connecting Clips need to be ordered

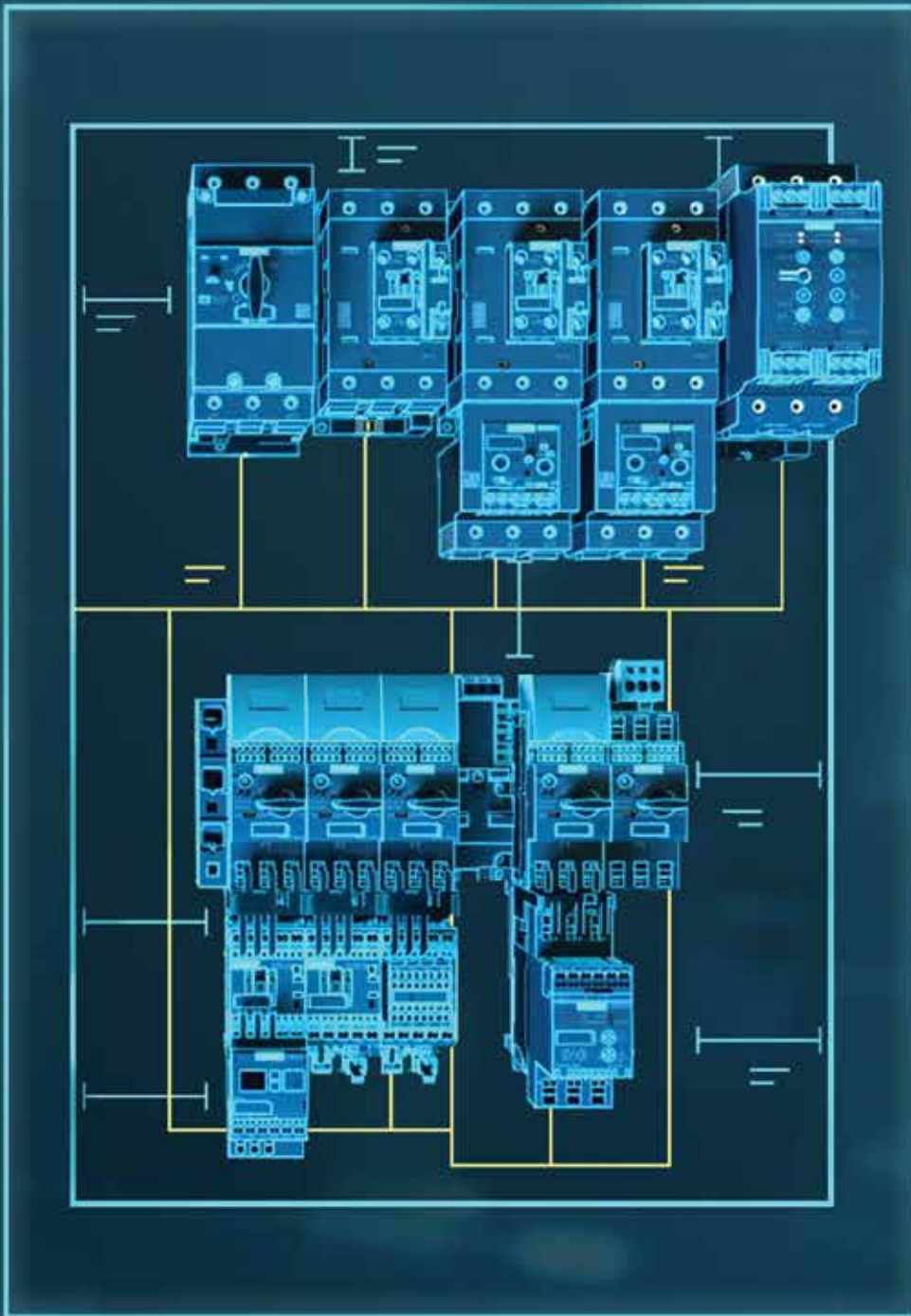
Mechanical interlock for 3RT13

Contactor size	Type	Description	Unit LP ₹	Std. pkg. (nos.)
S6-S6	3RA1954-3A	Mechanical interlock for 3RT13	3250.-	1
S10-S10				
S12-S12				

Terminal Covers for 3RT13

Contactor size	Type	Description	Unit LP ₹	Std. pkg. (nos.)
S6	3RT1956-4EB10	for 3RT135..	2840.-	1
S10	3RT1966-4EB10	for 3RT136..		
S12	3RT1976-4EB10	for 3RT13..		






Save up to 30%
more space using compact
switching devices

www.siemens.com/SIRIUS

SIEMENS

www.sapowercontrol.com





















3RA Load Feeders



Direct On-Line Starters

For snapping onto standard mounting rails or for screw mounting

Size of MPCB / contactor	MPCB	+	Contactor	+	Link module	+	Standard mounting rail adaptor	Final Assembled Unit
S00 / S00	 3RV2	+	 3RT2 AC and DC coil	+	 3RA1921-1DA00	+	Not required	
(S00, S0) / S0	 3RV2	+	 3RT2 AC coil DC coil	+	 3RA2921-1AA00 3RA2921-1BA00	+	Not required	
S2 / S2	 3RV2	+	 3RT2 AC and DC coil	+	 3RA2931-1AA00	+	 3RA2932-1AA00 (Optional)	
S3 / S3	 3RV2	+	 3RT2 AC and DC coil	+	 3RA1941-1AA00	+	 3RA2942-1AA00	

Link modules, single-unit packaging – For mechanical and electrical connection between contactor and motor protection circuit-breaker with screw terminals

Standard mounting rail adaptor

Method of operation	Size of contactor	Size of MPCB	Type	Unit LP ₹	Std. pkg. (nos.)
AC/DC	S00	S00	3RA1921-1DA00	600.-	1
	S2	S2	3RA2931-1AA00	1970.-	1
	S3	S3	3RA1941-1AA00	2025.-	1
AC	S0	S00/S0	3RA2921-1AA00	600.-	1
DC	S0	S00/S0	3RA2921-1BA00	600.-	1

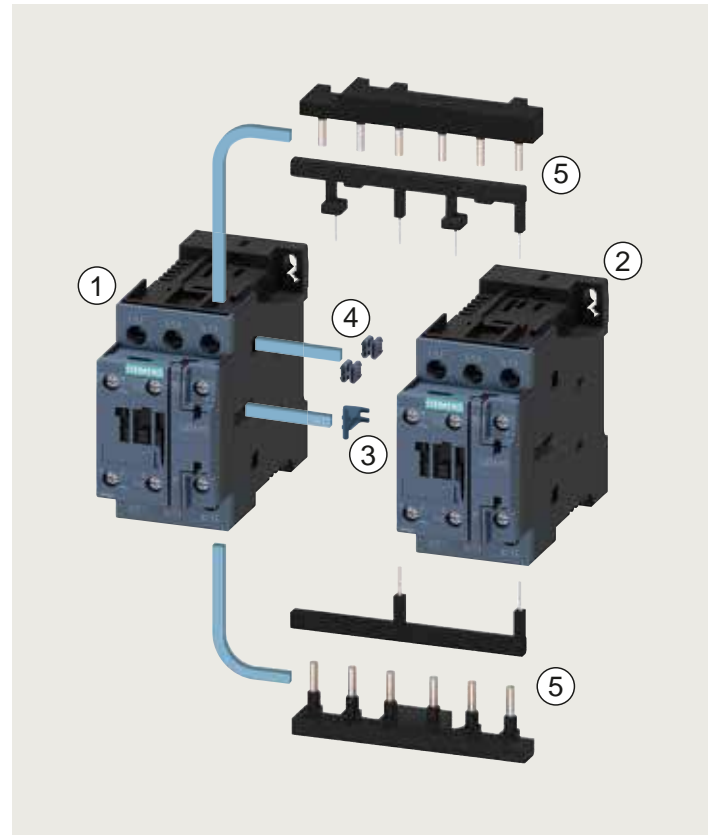
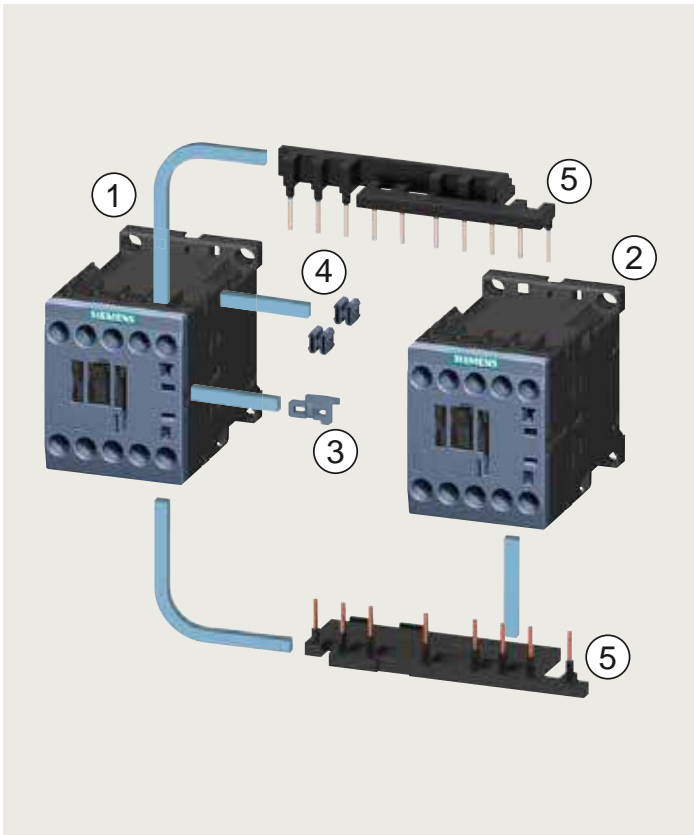
Size of MPCB	Size of contactor	Type	Unit LP ₹	Std. pkg. (nos.)
S2	S2	3RA2932-1AA00	2045.-	1
S3	S3	3RA2942-1AA00	2805.-	1

Accessories for 3RT2 Contactors

S00, S0 - Mechanical Interlock & Installation kit for reversing contactors

S00 - S00

S0 - S0



Individual Components

- ① ② Power Contactor Size S00 - S00 or S0 - S0
- ③ Lateral mounted mechanical interlock
- ④ 2 Nos Connecting clips for two contactors
- ⑤ Wiring modules on the top & bottom

S. No.	Description	Contactor Size	Type*	Unit LP ₹ (per unit / set)	Std. pkg. (nos.)
3, 4, 5	<u>Assembly Kit</u> Each kit contains: Mechanical interlock, 2 Connecting clips for 2 contactors, wiring modules on the top & bottom	S00-S00	3RA2913-2AA1	1150.-	1 Unit
		S0-S0	3RA2923-2AA1	1725.-	
3, 4	Each set contains: Mechanical interlock & 2 Connecting clips	S00-S00	3RA2912-2H	565.-	1 pack (1 pack = 10 Sets)
		S0-S0	3RA2922-2H	565.-	

* For ordering installation kit with spring type terminals please replace last digit from '1' to '2'

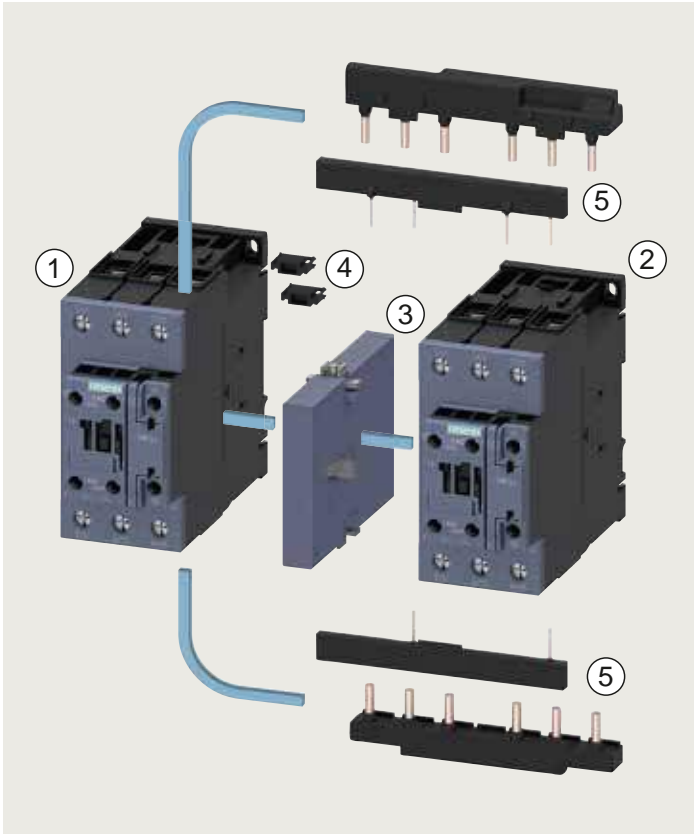


3, 4, 5

3, 4

Accessories for 3RT2 Contactors

S2 - S2 or S3 - S3 - Mechanical Interlock & Assembly kit for reversing contactors




Individual Components

- ① ② Power Contactor Size S2 - S2 or S3 - S3
- ③ Lateral mounted mechanical interlock
- ④ 2 Nos Connecting clips for two contactors
- ⑤ Wiring modules on the top & bottom

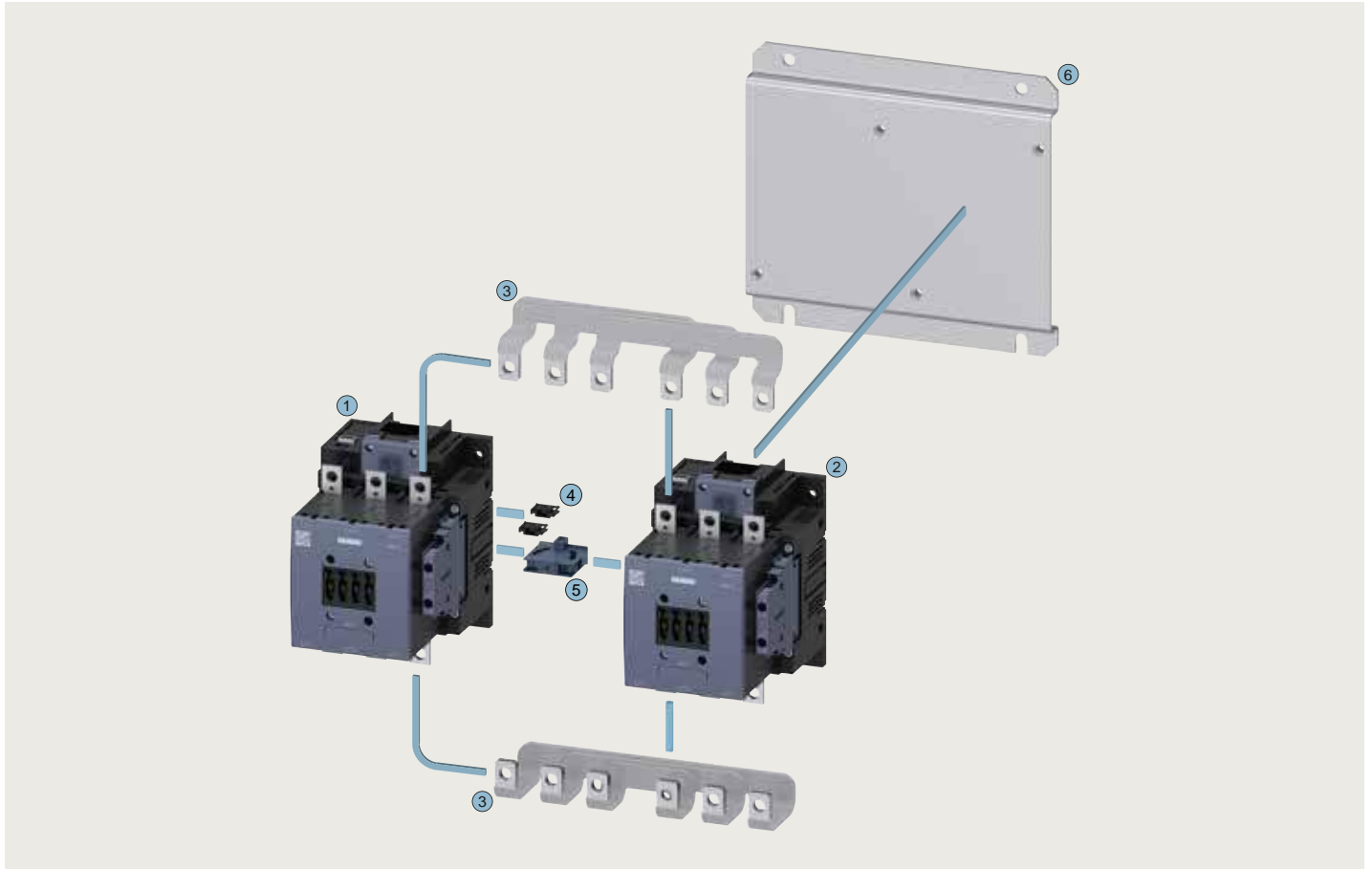
S. No.	Description	Contactor Size	Type	Unit LP ₹ (per unit / set)	Std. pkg. (nos.)
4, 5	Assembly Kit Each kit contains: <ul style="list-style-type: none"> • Two connecting clips for two contactor • Wiring modules on the top & bottom for connecting the main and auxiliary current paths 	S2 - S2	3RA2933-2AA1	1905.-	1 Unit
		S3 - S3	3RA2943-2AA1	3805.-	1 Unit
3	Mechanical interlock	S2 - S2	3RA2934-2B	640.-	1 Unit
		S3 - S3			
4	Connecting Clips for 3Pole Contactors Two connectors for two contactors	S2 - S2	3RA2932-2C	315.-	10 Unit
		S3 - S3	3RA2932-2D	315.-	

* Assembly kit only available for 3 Pole contactors only



Accessories for 3RT1 Contactors

S6 - S6 - Mechanical Interlock & Installation kit for reversing contactors



Individual Components

- ① ② Power Contactor Size S6 - S6
- ③ Assembly Kit
- ④ Two connectors for two contactors
- ⑤ Mechanical interlock
- ⑥ Base plate for reversing contactor assemblies

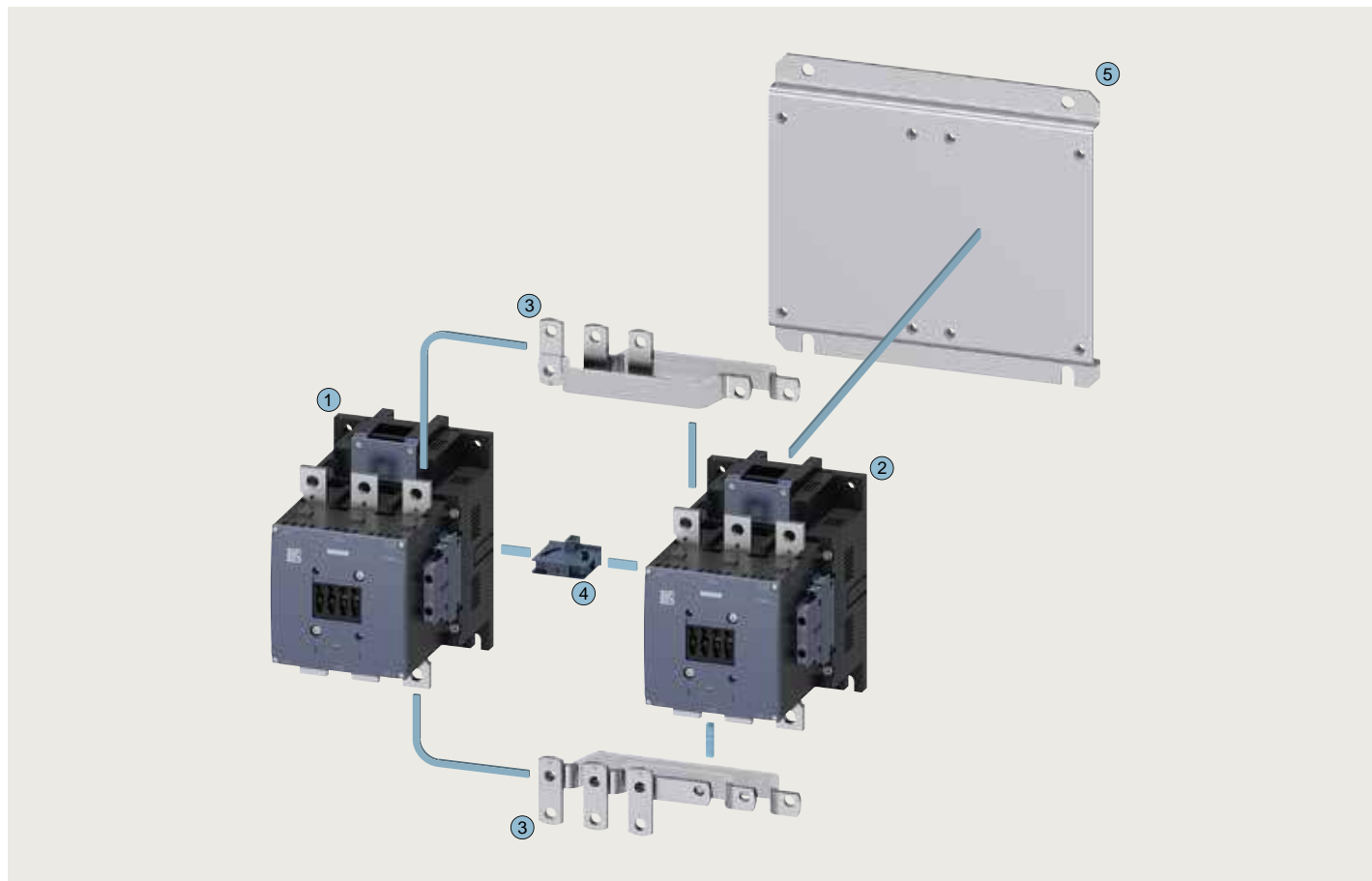
S. No.	Description	Contactor Size	Type	Unit LP ₹ (per unit / set)	Std. pkg. (nos.)
3	<u>Assembly Kit</u> Each kit contains: • Wiring modules on the top & bottom for <u>contactors without box terminals</u> for connecting the main and auxiliary current paths, electrical interlock included (NC Contact interlock)	S6 - S6	3RA1953-2A	26290.-	1 Unit
4	Two connectors for two contactors	S6 - S6	3RA1932-2D	300.-	1 Pack (1 pack = 10 sets)
5	Mechanical interlock	S6 - S6	3RA1954-2A	3250.-	1 Unit
6	Base plate for reversing contactor assemblies	S6 - S6	3RA1952-2A	4910.-	1 Unit

Stock items

LP - List Price

Accessories for 3RT1 Contactors

S10 - S10 or S12 - S12 - Mechanical Interlock & Installation kit for reversing contactors



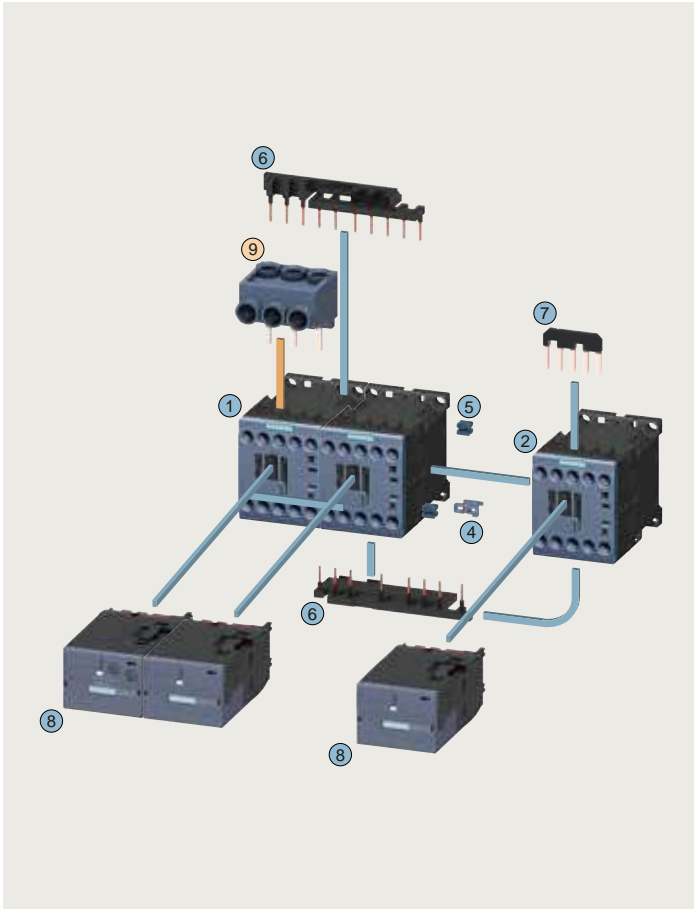
Individual Components

- ① ② Power Contactor Size S10 - S10 or S12 - S12
- ③ Assembly Kit
- ④ Mechanical interlock
- ⑤ Base plate for reversing contactor assemblies

S. No.	Description	Contactor Size	Type	Unit LP ₹ (per unit / set)	Std. pkg. (nos.)
3	Assembly Kit Each kit contains: • Wiring modules on the top & bottom for <u>contactors without box terminals</u> for connecting the main and auxiliary current paths, electrical interlock included (NC Contact interlock)	S10 - S10	3RA1963-2A	28030.-	1 Unit
		S12 - S12	3RA1973-2A	29790.-	1 Unit
4	Mechanical interlock	S10 - S10	3RA1954-2A	3250.-	1 Unit
		S12 - S12			
5	Base plate for reversing contactor assemblies	S10 - S10	3RA1962-2A	7365.-	1 Unit
		S12 - S12	3RA1972-2A	8590.-	1 Unit

Accessories for 3RT2 Contactors

S00-S00-S00 - Mechanical Interlock & Installation kit for star delta contactor assembly



Individual Components

- ① ② ③ Power Contactors:
Line: S00
Delta: S00
Star: S00

Assembly kit : ④ ... ⑦

- ④ Mechanical interlock
- ⑤ 4 Nos Connecting clips for contactors
- ⑥ Wiring modules on the top & bottom for connecting the main and the control path
- ⑦ Star Jumper
- ⑧ Function Module for Star-Delta
- ⑨ 3-phase feeder terminal

S. No.	For Contactor	Description	Type	Unit LP ₹	Std. pkg. (nos.)
4...7	3RT20 1	<u>Assembly Kit</u> Each kit contains: Mechanical interlock 4 Connecting clips, wiring modules on the top & bottom, Star jumper	■ 3RA2913-2BB1*	1175.-	1 Unit
8	3RT20 1	Function module	■ 3RA2816-0EW20	11820.-	1 Unit
9	3RT20 1	3-phase feeder terminal (for Screw type contactors only)	■ 3RA2913-3K	855.-	5 Unit

* For ordering installation kit with spring type terminals please replace last digit from '1' to '2'



4...7



8



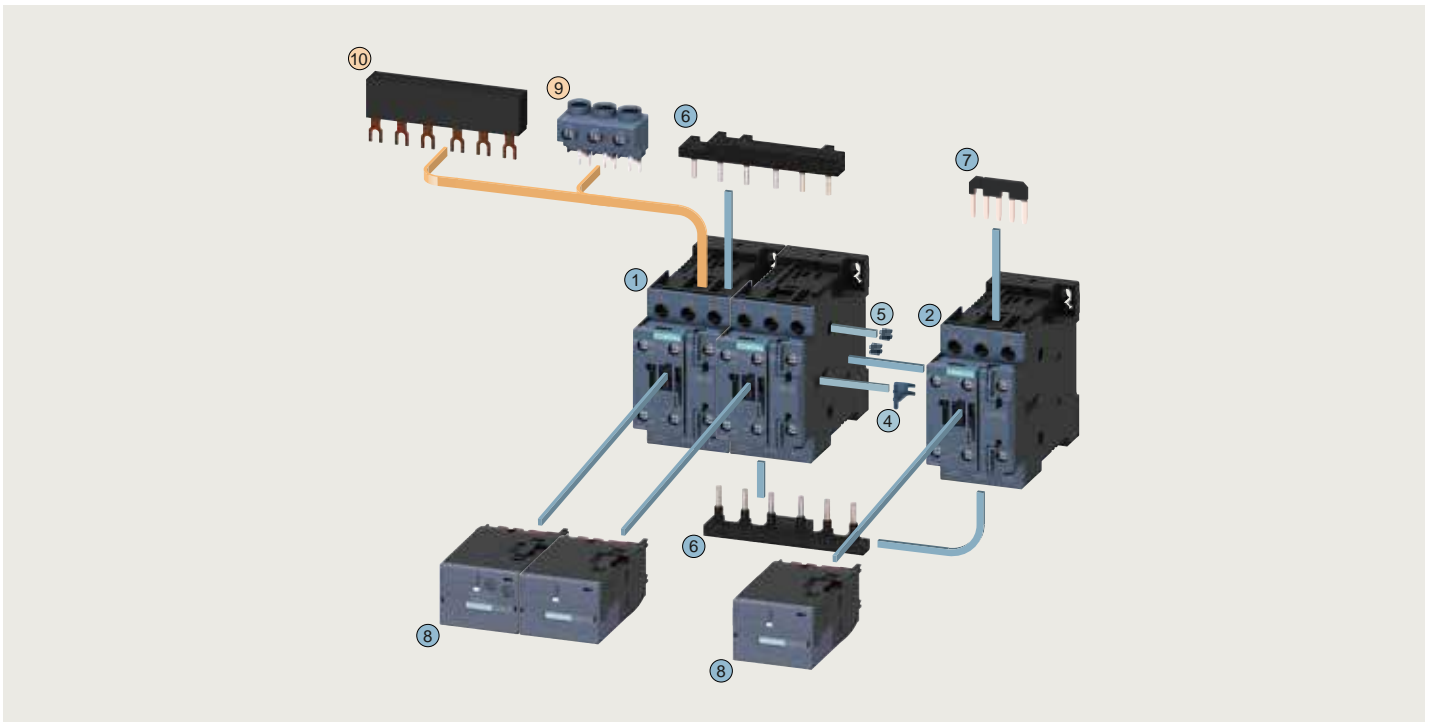
9

■ Stock items

LP - List Price

Accessories for 3RT2 Contactors

S0-S0-S0 - Mechanical Interlock & Installation kit for star delta contactor assembly




Individual Components

- ① ② ③ Power Contactors:
Line: S0
Delta: S0
Star: S0
- ④ Mechanical interlock
- ⑤ 4 Nos Connecting clips for contactors
- ⑥ Wiring modules on the top & bottom for connecting the main and the control path
- ⑦ Star Jumper
- ⑧ Function Module for Star-Delta
- ⑨ 3-phase feeder terminal
- ⑩ 3-phase busbar

Assembly kit : ④ ... ⑦

S. No.	For Contactor	Description	Type	Unit LP ₹	Std. pkg. (nos.)
4...7	3RT20 2	Installation Kit Each kit contains: Mechanical interlock 4 Connecting clips, wiring modules on the top & bottom, Star jumper	■ 3RA2923-2BB1*	1875.-	1 Unit
8	3RT20 2	Function module	■ 3RA2816-0EW20	11820.-	1 Unit
9	3RT20 2	3-phase feeder terminal (for Screw type contactors only)	■ 3RV2925-5AB	1955.-	1 Unit
10	3RT20 2	3-phase busbar (for Screw type contactors only)	■ 3RV1915-1AB	1655.-	1 Unit

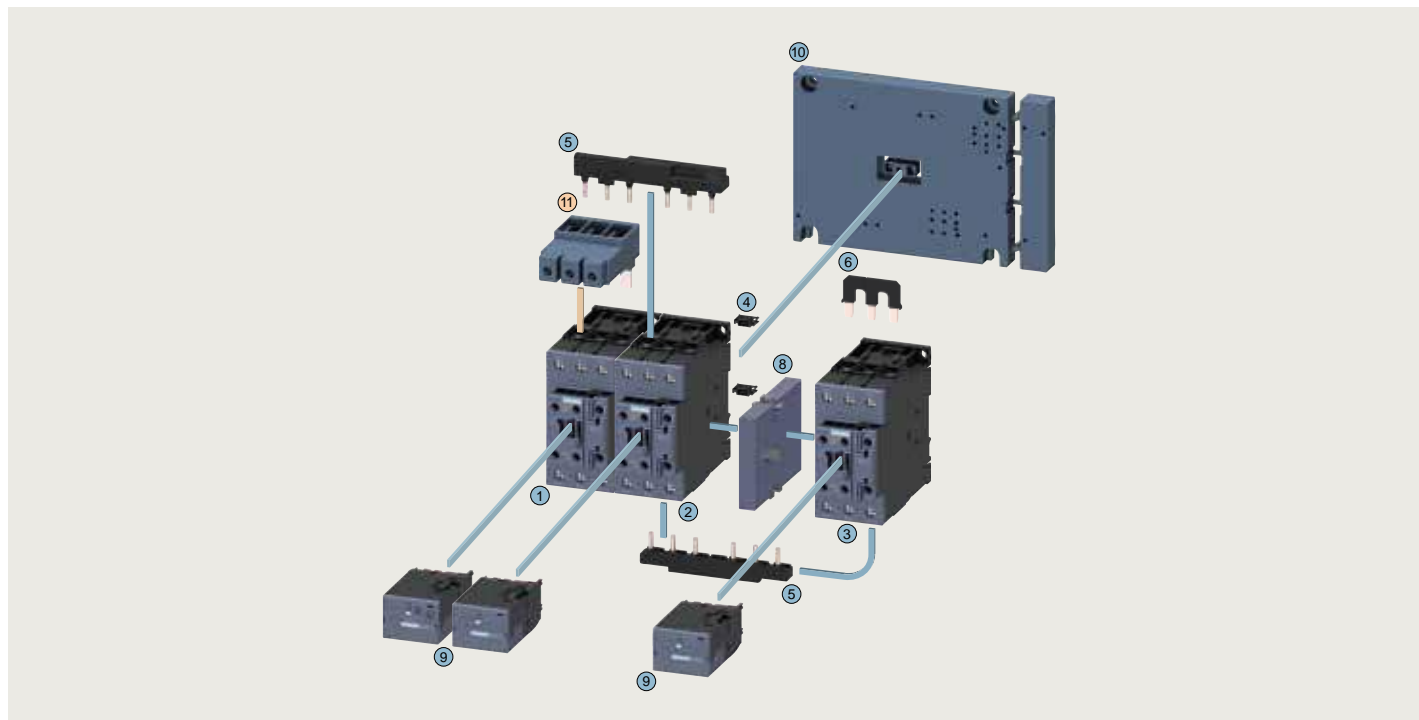
* For ordering installation kit with spring type terminals please replace last digit from '1' to '2'



■ Stock items

Accessories for 3RT2 Contactors

S2-S2-S0/S2 - Mechanical Interlock & Installation kit for star delta contactor assembly




The figure shows the version with screw terminals in S2-S2-S2

Individual Components

- ① ② ③ Contactors
- ④ ... ⑦ Assembly kit comprising:
S2-S2-S2: 3RA2933-2BB1
S2-S2-S0: 3RA2933-2C
- ④ Connectors for three contactors
- ⑤ Wiring modules on top and bottom for connecting the main and auxiliary circuits
- ⑥ Star jumper
- ⑦ Cable for connecting the A2 coil contact from the line contactor with the A2 coil contact of the delta contactor (not shown in the drawing)
- ⑧ Mechanical interlock
- ⑨ Function modules for star-delta (wye-delta)
- ⑩ Base plate star-delta
- ⑪ 3-phase feeder terminal

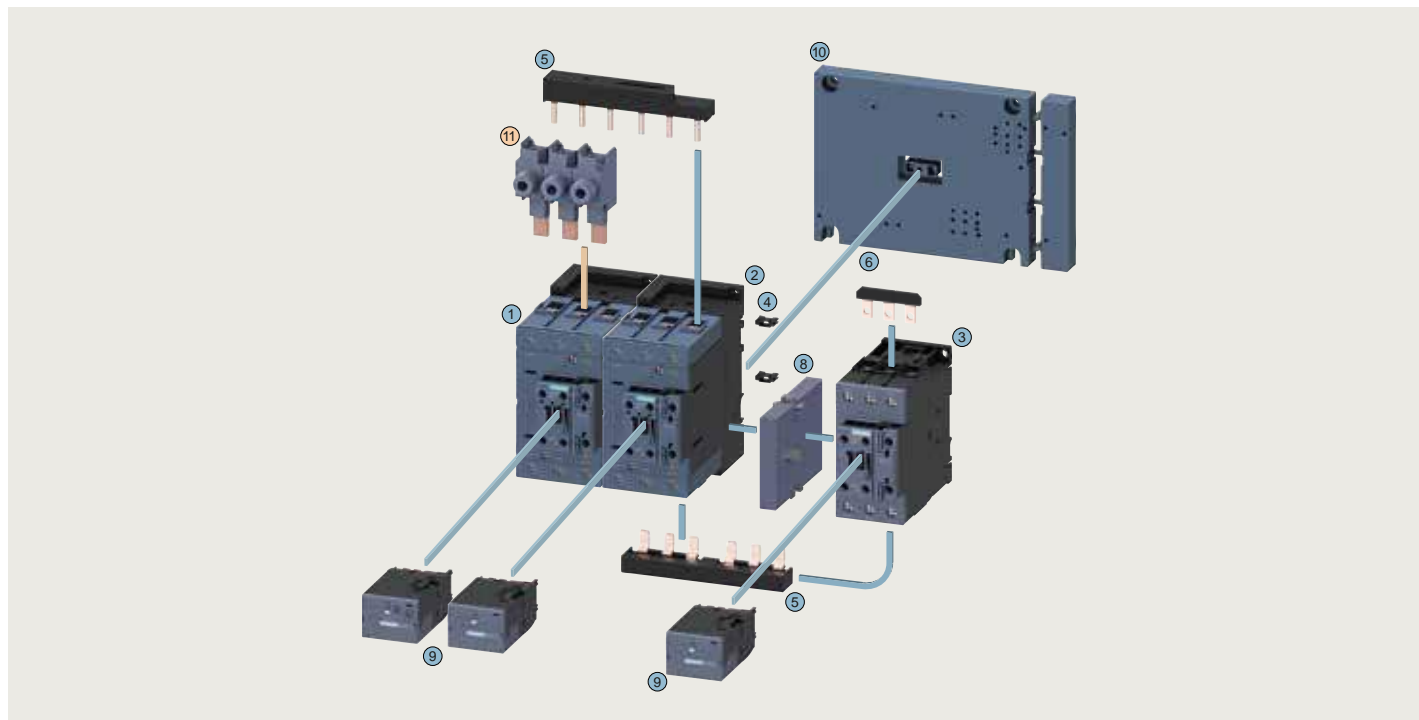
S. No.	For Contactor	Type	LP ₹ (per unit / set)	Std. pkg. (nos.)
10	Base plate	3RA2932-2F	2435.-	1 Unit
8	Mechanical interlock, lateral	3RA2934-2B	640.-	1 Unit
4...7	Assembly Kit: S2-S2-S2	3RA2933-2BB1	2845.-	1 Unit
	Assembly Kit: S2-S2-S0	3RA2933-2C	2090.-	1 Unit
9	Functional Module	3RA2816-0EW20	11820.-	1 Unit



Accessories for 3RT2 Contactors

S3-S3-S2/S3 - Mechanical Interlock & Installation kit for star delta contactor assembly

977-3513-771 | sales@sapowercontrol.com




The figure shows the version with screw terminals in S3-S3-S2

Individual Components

- ① ② ③ Contactors
- ④ ... ⑦ Assembly kit comprising:
S3-S3-S3: 3RA2943-2BB
S3-S3-S2: 3RA2943-2C
- ④ Connectors for three contactors
- ⑤ Wiring modules on top and bottom for connecting the main and auxiliary circuits
- ⑥ Star jumper
- ⑦ Cable for connecting the A2 coil contact from the line contactor with the A2 coil contact of the delta contactor (not shown in the drawing)
- ⑧ Mechanical interlock
- ⑨ Function modules for star-delta (wye-delta)
- ⑩ Base plate star-delta
- ⑪ 3-phase feeder terminal


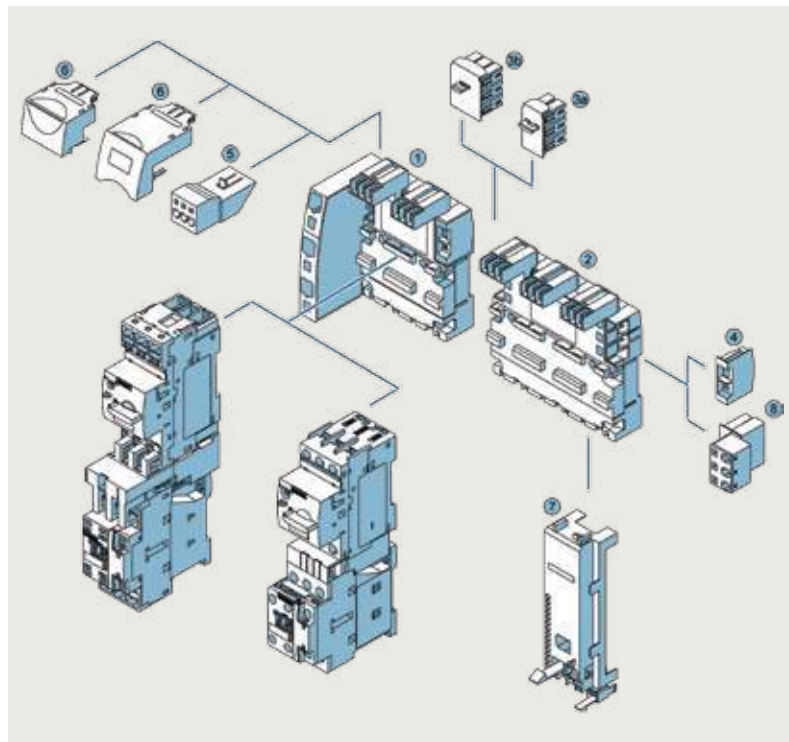
S. No.	For Contactor	Type	LP ₹ (per unit / set)	Std. pkg. (nos.)
10	Base plate	3RA2942-2F	3405.-	1 Unit
8	Mechanical interlock, lateral	3RA2934-2B	640.-	1 Unit
4...7	Assembly Kit: S3-S3-S3	3RA2943-2BB1	2620.-	1 Unit
	Assembly Kit: S3-S3-S2	3RA2943-2C	2900.-	1 Unit
9	Functional Module	3RA2816-0EW20	11820.-	1 Unit



■ Stock items

3RV29 Infeed system

The 3RV29 infeed system is a convenient means of energy supply and distribution for a group of several motor starter protectors or complete load feeders with a screw or spring-type connection in sizes S00 and S0.



Individual Components

- ① 3-phase busbar with infeed
- ② 3-phase busbar for system expansion
- ③a Expansion plug
- ③b Extra-wide expansion plug
- ④ End cover
- ⑤ Terminal block for device infeed
- ⑥ Plug-in connector
- ⑦ Contactor base
- ⑧ Terminal block

- Maximum current carrying capacity of 63 A
- Enables the integration of MPCB's, 1-phase, 2-phase and 3-phase components such as 5SY miniature circuit breakers or SIRIUS relay components.
- Approved in accordance with IEC to 500 V.
- UL-approved and authorized for Type E starter and Type F starter.

Legend	Type of accessory	Version	For 3RV20, 3RV23, 3RV24 MPCB only	Type	Unit LP ₹	Std. pkg. (nos.)
①*	Three-phase busbars with infeed (incl. 3RV2917-6A end cover)	For 2 motor starter protectors with screw or spring-type terminals With infeed on the left	S00, S0	3RV2917-1A	2555.-	1
		For 2 motor starter protectors with screw or spring-type terminals With infeed on the Right	S00, S0	3RV2917-1E	2555.-	1
②+	Three-phase busbars for system expansion (incl. 3RV2917-5BA00 expansion plug)	For 2 motor starter protectors with screw or spring-type terminals	S00, S0	3RV2917-4A	1540.-	1
		For 3 motor starter protectors with screw or spring-type terminals	S00, S0	3RV2917-4B	2055.-	1
③+	Expansion Plug (as spare part)			3RV2917-5BA00	520.-	1
	Extra-wide expansion plugs (as accessory)			3RV2917-5E	1155.-	1
④+	End covers (as spare part)			3RV2917-6A	65.-	10
⑤+	Terminal blocks	for device infeed		3RV2917-5FA00	1755.-	1
⑥*	Plug-in connectors to make contact with motor starter protectors	For spring-type terminals	S00	3RV2917-5AA00	450.-	1
			S0	3RV2927-5AA00	450.-	1
		For Screw-type terminals	S00	3RV2917-5CA00	450.-	1
			S0	3RV1927-5AA00	540.-	1
⑦^	Contactor bases for mounting direct-on-line or reversing starters	For contactors	contactors S00, S0	3RV2927-7AA00	375.-	1
⑧+	Terminal blocks	for integration of single-phase, two-phase and three-phase components		3RV2917-5D	1845.-	1

* Required + Optional ^ Required for Reversing DOL

Reversing Contactor Assemblies - 3RA23



S00-S00

S0-S0

S2-S2

S3-S3

Screw terminals

Size	AC-3 operational current I _e upto 415V A	Motor rating at 415V, 50Hz kW	AC Coil				DC Coil			
			Rated control supply voltage U _s at 50/60Hz V AC	Type*	Unit LP ₹	Std. pkg. (nos.)	Rated control supply voltage U _s V DC	Type*	Unit LP ₹	Std. pkg. (nos.)
S00	7	3	230	3RA2315-8XB30-1AP0	7060.-	1	24	3RA2315-8XB30-1BB4	9365.-	1
	9	4	230	3RA2316-8XB30-1AP0	7445.-	1	24	3RA2316-8XB30-1BB4	10125.-	1
	12	5.5	230	3RA2317-8XB30-1AP0	7785.-	1	24	3RA2317-8XB30-1BB4	11320.-	1
	16	7.5	230	3RA2318-8XB30-1AP0	9220.-	1	24	3RA2318-8XB30-1BB4	12175.-	1
S0	12	5.5	230	3RA2324-8XB30-1AL2	9215.-	1	24	3RA2324-8XB30-1BB4	11340.-	1
	17	7.5	230	3RA2325-8XB30-1AL2	9425.-	1	24	3RA2325-8XB30-1BB4	13005.-	1
	25	11	230	3RA2326-8XB30-1AL2	11370.-	1	24	3RA2326-8XB30-1BB4	17240.-	1
	32	15	230	3RA2327-8XB30-1AL2	20850.-	1	24	3RA2327-8XB30-1BB4	33765.-	1
S2	38	18.5	230	3RA2328-8XB30-1AL2	29250.-	1	24	3RA2328-8XB30-1BB4	38180.-	1
	50	22	230	3RA2336-8XB30-1AL2	32975.-	1	20...33	3RA2336-8XB30-1NB3 [€]	50735.-	1
	65	30	230	3RA2337-8XB30-1AL2	44175.-	1	20...33	3RA2337-8XB30-1NB3 [€]	56705.-	1
S3	80	37	230	3RA2338-8XB30-1AL2	55505.-	1	20...33	3RA2338-8XB30-1NB3 [€]	67210.-	1
	95	45	230	3RA2346-8XB30-1AL2	69370.-	1	20...33	3RA2346-8XB30-1NB3 [€]	78000.-	1
	110	55	230	3RA2347-8XB30-1AL2	79735.-	1	20...33	3RA2347-8XB30-1NB3 [€]	85810.-	1

Star Delta Contactor Assemblies - 3RA24



S00-S00-S00

S0-S0-S0

S2-S2-S2

S3-S3-S2

Screw terminals

Size	AC-3 operational current I _e upto 415V A	Motor rating at 415V, 50Hz kW	AC Coil [§]				DC Coil [®]			
			Rated control supply voltage U _s at 50/60Hz V AC	Type*	Unit LP ₹	Std. pkg. (nos.)	Rated control supply voltage U _s V DC	Type*	Unit LP ₹	Std. pkg. (nos.)
S00-S00-S00	12	5.5	230	3RA2415-8XF31-1AP0	15850.-	1	24	3RA2415-8XF31-1BB4	18600.-	1
	17	7.5	230	3RA2416-8XF31-1AP0	16690.-	1	24	3RA2416-8XF31-1BB4	20245.-	1
	25	11	230	3RA2417-8XF31-1AP0	17490.-	1	24	3RA2417-8XF31-1BB4	21630.-	1
S0-S0-S0	25	11	230	3RA2423-8XF32-1AL2	19575.-	1	24	3RA2423-8XF32-1BB4	24115.-	1
	32/40	15/18.5	230	3RA2425-8XF32-1AL2	22515.-	1	24	3RA2425-8XF32-1BB4	72150.-	1
	50	22	230	3RA2426-8XF32-1AL2	32625.-	1	24	3RA2426-8XF32-1BB4	48325.-	1
S2-S2-S0	50/65	22/30	230	3RA2434-8XF32-1AL2	44060.-	1	20...33	3RA2434-8XF32-1NB3 [€]	66175.-	1
	80	37	230	3RA2435-8XF32-1AL2	45980.-	1	20...33	3RA2435-8XF32-1NB3 [€]	75495.-	1
	86	45	230	3RA2436-8XF32-1AL2	55290.-	1	20...33	3RA2436-8XF32-1NB3 [€]	81340.-	1
S2-S2-S2	115	55	230	3RA2437-8XF32-1AL2	67390.-	1	20...33	3RA2437-8XF32-1NB3 [€]	87795.-	1
	150	75	230	3RA2445-8XF32-1AL2	73810.-	1	20...33	3RA2445-8XF32-1NB3 [€]	96580.-	1
S3-S3-S2	160	90	230	3RA2446-8XF32-1AL2	98900.-	1	20...33	3RA2446-8XF32-1NB3 [€]	115895.-	1

* For ordering above assembly with Spring type terminals, please replace 13th digit from "1 to 2" for S00, S0

€ - Universal operation AC / DC

Above assemblies are also available as "ready to assemble kit" please refer page no. 23-30

Please contact nearest sales office for other coil voltages and with communication interface



Genuine Siemens spares

Buy from our authorised channel partner

977-3513-771 | sales@sapowercontrol.com

Spares coils

Magnetic coils for 3RT2 (S0, S2, S3)



Size	AC Coil					Universal Coil (AC/DC)												
	Contactor type	Rated control supply voltage U _s at 50/60 Hz V AC	Type	Unit LP ₹	Std. pkg. (nos.)	Contactor type	Rated control supply voltage U _s V DC	Type	Unit LP ₹	Std. pkg. (nos.)								
S0	3RT20 23 3RT20 24 3RT20 25	24V	3RT2924-5AC21	855.-	1													
		110V	3RT2924-5AG21		1													
		230V	3RT2924-5AL21		1													
		400V, 50Hz	3RT2924-5AV01		1													
	3RT20 26 3RT20 27 3RT20 28 3RT23 25 3RT23 26 3RT25 26	24V	3RT2926-5AC21		1													
		110V	3RT2926-5AG21		1													
		230V	3RT2926-5AL21		1													
		400V, 50Hz	3RT2926-5AV01		1													
		S2	3RT20 3 3RT23 3 3RT25 3		24V						3RT2934-5AC21	1	3835.-	3RT20 3 3RT23 3 3RT25 3	20 ... 33	3RT2934-5NB31	4855.-	1
					110V						3RT2934-5AG21	1			83 ... 155	3RT2934-5NF31		1
230V	3RT2934-5AL21			1	175 ... 280	3RT2934-5NP31	1											
S3	3RT20 4 3RT23 4 3RT25 4 3RT24 4	24V	3RT2944-5AB01	1	4020.-	3RT20 4 3RT23 4 3RT25 4 3RT24 4	20 ... 33	3RT2944-5NB31	5460.-	1								
		110V	3RT2944-5AF01	1			83 ... 155	3RT2944-5NF31		1								
		230V	3RT2944-5AP01	1			175 ... 280	3RT2944-5NP31		1								

For 24 V DC PLC output/PLC relay output, with remaining lifetime indicator (RLT) [Withdrawable coil with lateral solid-state module]

Size	AC Coil				
	Contactor type	Rated control supply voltage U _s at 40 to 60Hz AC, DC V AC/DC	Type	Unit LP ₹	Std. pkg. (nos.)
S6	3RT10 5 3RT14 5	96...127V AC/DC	3RT1955-5PF31	25730.-	1
		200...277V AC/DC	3RT1955-5PP31	25730.-	1
S10	3RT10 6 3RT14 6	96...127V AC/DC	3RT1965-5PF31	32370.-	1
		200...277V AC/DC	3RT1965-5PP31	32370.-	1
S12	3RT10 7 3RT14 7	96...127V AC/DC	3RT1975-5PF31	43175.-	1
		200...277V AC/DC	3RT1975-5PP31	43175.-	1

Arc Chambers for 3RT10 / 3RT14

Size	Contactor type	Version	Type	Unit LP ₹	Std. pkg. (nos.)	
S6	3RT10 54 3RT10 55 3RT10 56	Arc chutes 3-pole	3RT1954-7A	4000.-	1	
			3RT1955-7A	4530.-	1	
			3RT1956-7A	4995.-	1	
S10	3RT10 64 3RT10 65 3RT10 66		3RT1964-7A	5115.-	1	
			3RT1965-7A	5520.-	1	
			3RT1966-7A	5695.-	1	
S12	3RT10 75 3RT10 76		3RT1975-7A	6410.-	1	
			3RT1976-7A	6605.-	1	
S6	3RT14 56 ¹⁾			3RT1956-7B	6630.-	1
S10	3RT14 66 ¹⁾			3RT1966-7B	7740.-	1
S12	3RT14 76 ¹⁾		3RT1976-7B	9155.-	1	

1) For 3RT14 AC-1 duty power contactors

Adaptor plates

Description (Adaptor plates for using in place of 3TF/3TR contactors)	Type	Unit LP ₹	MOQ
3RT10/3RT20 15/16/17 replacing 3TF/3TR 30/31	3TX80120A	160.-	5
3RT10/3RT20 25/26 replacing 3TF/3TR 32/33	3TX80250A	245.-	5
3RT10 34/35 replacing 3TF/3TR 34/35	3TX80400A	335.-	5
3RT10 36 replacing 3TF/3TR 46	3TX80500A	400.-	5
3RT10 44/45 replacing 3TF/3TR 47 / 3TF 477	3TX80800A	800.-	1
3RT10 45/46 replacing 3TF/3TR 48/49	3TX80950A	815.-	1
3RT10 56 replacing 3TF/3TR 52	3TX81850A	1430.-	1
3RT10 64 replacing 3TF/3TR 53	3TX82250A	1525.-	1

To replace existing contactor of any other brand please contact nearest sales office.

Description (Adaptor plates for using in place of old relay terminal block required for independent mounting)	Type	Unit LP ₹	MOQ
3RU29/3RU19 (1.8-25A) replacing 3UA/3UR 52 (1-25A)	3UX8025	405.-	1
3RU19 (5.5-50A) replacing 3UA/3UR 55 (10-45A)	3UX8050	500.-	1
3RU19 (18-100A) replacing 3UA/3UR 58 (16-95A) & replacing 3UA/3UR 5830 (70-120A)	3UX8100	555.-	1

Contacts with fixing parts

For 3RT20 & 3RT10, 3 pole power contactors
1 set = 3 moving and 6 fixed switching contacts with fixing parts

Size	Contactor type	Type	Unit LP ₹	Std. pkg. (nos.)
S2	3RT20 36	3RT2936-6A	4825.-	1
	3RT20 37	3RT2937-6A	6420.-	1
	3RT20 38	3RT2938-6A	8570.-	1
S3	3RT20 46	3RT2946-6A	8695.-	1
	3RT20 47	3RT2947-6A	11760.-	1
S6	3RT10 54	3RT1954-6A	13200.-	1
	3RT10 55	3RT1955-6A	16565.-	1
	3RT10 56	3RT1956-6A	21095.-	1
S10	3RT10 64	3RT1964-6A	23905.-	1
	3RT10 65	3RT1965-6A	26705.-	1
	3RT10 66	3RT1966-6A	31505.-	1
S12	3RT10 75	3RT1975-6A	41600.-	1
	3RT10 76	3RT1976-6A	53420.-	1

For 3RT24/14 AC-1 duty power contactors
1 set = 3 movable and 6 fixed switching elements with fixing parts

Size	Contactor type	Type	Unit LP ₹	Std. pkg. (nos.)
S3	3RT24 46	3RT2946-6D	19945.-	1
S6	3RT14 56	3RT1956-6D	32055.-	1
S10	3RT14 66	3RT1966-6D	49915.-	1
S12	3RT14 76	3RT1976-6D	64090.-	1

For 3RT23, 4 pole AC-1 duty contactors
1 set = 4 movable and 8 fixed switching elements with fixing parts

Size	Contactor type	Type	Unit LP ₹	Std. pkg. (nos.)
S2	3RT23 36	3RT2936-6E	5915.-	1
	3RT23 37	3RT2937-6E	6815.-	1

Spares for 3RT12 Vacuum Contactors

For contactor	Type	Unit LP ₹	Std. pkg. (nos.)
Spare coils			
3RT126	4)	3RT1966-5A..1	13090.-
3RT127	23 ... 26 380 ... 420 110 ... 127 220 ... 240	3RT1975-5AB31 3RT1975-5AV31 3RT1975-5AF318K 3RT1975-5AP318K	15880.-
Solid state operating mechanism			
3RT126	96... 127V AC/DC 200...277V AC/DC	3RT1966-5NF31 3RT1966-5NP31	16885.-
3RT127	200...277V AC/DC	3RT1975-5NP31	22480.-
Spare vacuum bottles (set of 3)			
3RT1264 3RT1265 3RT1266	3RT1964-6V 3RT1965-6V 3RT1966-6V	84720.- 97830.- 119350.-	1 1 1
3RT1275 3RT1276	3RT1975-6V 3RT1976-6V	144230.- 173595.-	1 1

4) Coil voltage (AC/DC) - Please enter coil codes from table below

Code	B3	F3	P3	V3
Coil voltage (V)	23-26	110-127	220-240	380-420



Contactor Relays - SICONT^{Plus} 3TH3

Contactor size	Rated current (A) Ie AC15 at 230V	AC 50 Hz coil (LPs for 110, 230, 415V)				DC coil (LPs for 24, 110, 220V)			
		Aux. contacts	Type Pl. fill in coil voltage code	Unit LP ₹	Std. pkg. (nos.)	Aux. contacts	Type Pl. fill in coil voltage code	Unit LP ₹	Std. pkg. (nos.)
0	10	4NO ⁵	■ 3TH3040-0A..	1850.-	1	4NO ⁵	■ 3TH3040-0B..	2625.-	1
		3NO + 1NC ⁵	■ 3TH3031-0A..			3NO + 1NC ⁵	■ 3TH3031-0B..		
		2NO + 2NC ⁵	■ 3TH3022-0A..			2NO + 2NC ⁵	■ 3TH3022-0B..		

Power Contactors - SICOP 3TF

Size	Rated current (A) Ie AC3 upto 415V	Motor kW at 415V 50Hz, 3ph	AC 50 Hz coil (LPs for 110, 230, 415V)				DC coil (LPs for 24, 110, 220V)			
			Auxiliary contacts	Type Pl. fill in coil voltage code	Unit LP ₹	Std. pkg. (nos.)	Auxiliary contacts	Type Pl. fill in coil voltage code	Unit LP ₹	Std. pkg. (nos.)
0	9	4	1NO ⁵	■ 3TF3010-0A..	1590.-	1	1NO ⁵	■ 3TF3010-0B..	2910.-	1
			1NC ⁵	■ 3TF3001-0A..			1NC ⁵	■ 3TF3001-0B..		
	12	5.5	1NO ⁵	■ 3TF3110-0A..	1820.-	1	1NO ⁵	■ 3TF3110-0B..	3090.-	1
			1NC ⁵	■ 3TF3101-0A..			1NC ⁵	■ 3TF3101-0B..		
1	16	7.5	- ⁵	■ 3TF3200-0A..	1910.-	1	- ⁵	■ 3TF3200-0B..	3580.-	1
			- ⁵	■ 3TF3300-0A..			- ⁵	■ 3TF3300-0B..		
	22	11	- ⁵	■ 3TF3400-0A..	2590.-	1	- ⁵	■ 3TF3400-0B..	4835.-	1
			- ⁵	■ 3TF3500-0A..			- ⁵	■ 3TF3500-0B..		
2	32	15	- ⁵	■ 3TF3500-0A..ZT00^	8530.-	1	- ⁵	■ 3TF3500-0B..ZT00^	13395.-	1
			- ⁵	■ 3TF3500-0A..			- ⁵	■ 3TF3500-0B..		

Size	Rated current (A) Ie AC3 upto 415V	Motor kW at 415V 50Hz, 3ph	AC 50 Hz coil (LPs for 110, 230, 415V)			
			Auxiliary contacts	Type Pl. fill in coil voltage code	Unit LP ₹	Std. pkg. (nos.)
3	45	22	2NO + 2NC ⁵	■ 3TF4602-0A..ZA01®	11595.-	1
	63	30	2NO + 2NC ⁵	■ 3TF4702-0A..ZA01®	16770.-	1
	65	30	2NO + 2NC ⁵	■ 3TF4702-0A..ZT00^	16875.-	1
	70	37	2NO + 2NC ⁵	■ 3TF4772-0A..	17960.-	1
4	75	42	2NO + 2NC ⁵	■ 3TF4822-0A..ZA01®	21105.-	1
	85	45	2NO + 2NC ⁵	■ 3TF4922-0A..ZA01®	26305.-	1
6	110	55	2NO + 2NC ⁵	■ 3TF5002-0A..	31475.-	1
	140	75	2NO + 2NC ⁵	■ 3TF5102-0A..	41520.-	1
8	170	90	2NO + 2NC ⁵	■ 3TF5202-0A..	51870.-	1
	205	110	2NO + 2NC ⁵	■ 3TF5302-0A..	55755.-	1
10	250	132	2NO + 2NC ⁵	■ 3TF5402-0A..	68490.-	1
	300	160	2NO + 2NC ⁵	■ 3TF5502-0A..	84785.-	1
12	400	200	2NO + 2NC ⁵	■ 3TF5602-0A..	99430.-	1

Auxiliary contact blocks

For contactor	Description	Type	Unit LP ₹	Std. pkg. (nos.)
3TF30 to 35 & 3TH30	1NO	■ 3TX4010-2A	245.-	10
	1NC	■ 3TX4001-2A	245.-	10
	1NO (Extd)	■ 3TX4010-4A	380.-	10
	1NC (Extd)	■ 3TX4001-4A	380.-	10
3TF46 to 3TF56	Second 1NO+1NC Left	■ 3TY7561-1KA008K	1125.-	1
	Second 1NO+1NC Right			

@ For box type (SIGUT) terminals, order 2 nos 3TX7460-0E, LP ₹ 570.- each.

\$ For more aux. contacts, pl. see table above.

^ B0, F0, P0 and B4 coil voltage only available

Note: DC Coil - 3TF4/5 has been discontinued. 3RT Contactors (Page No. 6-7) recommended

Size	Rated current (A) Ie AC3 upto 415V	Motor kW at 415V 50Hz, 3ph	AC 50 Hz coil (LPs for 110, 230, 415V)				DC coil (LPs for 24, 110, 220V)			
			Auxiliary contacts	Type Pl. fill in coil voltage code	Unit LP ₹	Std. pkg. (nos.)	Auxiliary contacts	Type Pl. fill in coil voltage code	Unit LP ₹	Std. pkg. (nos.)
14	630	355	4NO + 4NC	3TF6844-0C..	refer	1	3NO + 3NC	3TF6833-1D.. ¹⁾	refer	1
	820	450	4NO + 4NC	3TF6944-0C..	page no. 10	1	3NO + 3NC	3TF6933-1D.. ¹⁾	page no. 10	1

1) LP includes control contactor

AC 50Hz coil code: 3TF30 to 3TF56, 3TH3

Coil voltage (V)	24	■ 110	■ 230	■ 415
Code	B0	F0	P0	R0

Wide band AC 50 Hz coil code: 3TF30 to 3TF35

Coil voltage (V)	70-140	150-280	260-460
Code	W110	W220	W415

AC 50/60 Hz coil code: 3TF68/69

Coil voltage (V)	110-132	■ 220-240	380-460
Code	F7	M7	Q7

DC coil code: 3TF30 to 3TF35, 3TF68/69, 3TH3

Coil voltage (V)	■ 24	110	220
Code	B4	F4	M4

■ Stock items

Please order in multiples of standard packing.

LP - List Price

Extra LP per unit for non-std coils B0 / M0# / U0# (AC), DC and wide band

for 3TH, 3TF30 to 33	310.-	for 3TF34 to 49	365.-	for 3TF50 to 56	955.-
Wide band coil for 3TH, 3TF30 to 33	310.-	Wide band coil for 3TF34/35	365.-		

For any non-standard coil or contactor with non standard coil, minimum order quantity should be 100 nos. or minimum order value of ₹1,00,000/- per item.

For non-standard coil voltages not mentioned above, pl. check with Siemens.

M0: 220V AC, U0: 240V AC

Siemens switchgear. Tried, tested, trusted.

2 Pole DC Contactors - 3TC



For DC loads
with AC coil, 2NO+2NC aux. contacts

Contactor size	Rated current Ie (A) DC3/5	Type ²⁾	Unit LP ₹	Std. pkg. (nos.)
2	32	3TC4417-0B..	26405.-	1
4	75	3TC4817-0B..	131455.-	1
8	220	3TC5217-0B..	221295.-	1
12	400	3TC5617-0B..	377910.-	1

²⁾ AC coil voltage - Please enter coil codes from table below

Code	F0	U0
Coil voltage (V) (50Hz)	110	240

with DC coil, 2NO + 2NC aux. contacts

Contactor size	Rated current Ie (A) DC3/5	Type ³⁾	Unit LP ₹	Std. pkg. (nos.)
2	32	3TC4417-0A..	36445.-	1
4	75	3TC4817-0A..	158330.-	1
8	220	3TC5217-0A..	272045.-	1
12	400	3TC5617-0A..	502180.-	1

³⁾ DC coil voltage - Please enter coil codes from table below

Code	B4	F4	M4
Coil voltage (V)	24	110	220

Accessories for SICOP / SICONT^{Plus}

Interlocking kit for two 3TF contactors
(inclusive of base plate and interlocking mechanism)

Contactor type	Type	Unit LP ₹	Std. pkg. (kits)
3TF30-35	■ 3TX4091-1A [#]	780.-	10
3TF46/47/47-7	■ 3TX7466-1YA0	2745.-	2
3TF48/49	■ 3TX7486-1YA0	4475.-	2
3TF50/51	■ 3TX7506-1YA0	5030.-	2
3TF52/53	■ 3TX7526-1YA0	5755.-	2
3TF54/55	■ 3TX7546-1YA0	6925.-	2
3TF56/57	■ 3TX7566-1YA0	7400.-	2
3TF50/52	■ 3TX7526-1YA09	5755.-	2
3TF52/54	■ 3TX7546-1YA09	6925.-	2

Note: Higher rating upon enquiry [#] W/o base plate (not required)

Coil voltage		Type	Unit LP ₹	Std. pkg. (nos.)
AC	DC			

Surge suppressor (varistor) for 3TF30-35, 3TH30

24 - 48 V	24 - 70 V	■ 3TX7402-3GY1	700.-	10
48 - 127V	70 - 150V	■ 3TX7402-3HY1	700.-	10
127 - 240V	150 - 250V	■ 3TX7402-3JY1	700.-	10
240 - 400V	—	■ 3TX7402-3KY1	900.-	10
400 - 600V	—	■ 3TX7402-3LY1	900.-	10

Surge suppressor (RC unit) for 3TF30-35, 3TH30

24 - 48 V	24 - 70 V	■ 3TX7402-3RY2	1120.-	10
48 - 127V	70 - 150V	■ 3TX7402-3SY2	1120.-	10
127 - 240V	150 - 250V	■ 3TX7402-3TY2	1120.-	10
240 - 400V	—	■ 3TX7402-3UY2	1120.-	10
400 - 600V	—	■ 3TX7402-3VY2	1120.-	10

Surge suppressor (varistor) for 3TF46-56

Less than 48V	24 - 70V	■ 3TX7462-3GY1	965.-	10
48 - 127V	70 - 150V	■ 3TX7462-3HY1	965.-	10
127 - 240V	150 - 250V	■ 3TX7462-3JY1	965.-	10
240 - 400V	—	■ 3TX7462-3KY1	1020.-	10
400 - 600V	—	■ 3TX7462-3LY1	1020.-	10



Spares for SICOP and SICONT^{Plus} Contactors

SICOP main contact kits (set of 6 fixed & 3 moving contacts)

For Contactor (AC3 Rating)	Type	LP per set ₹	Std. pkg. (nos.)
3TF32/42 (16A)	■ 3TY7420-0A	1065.-	1
3TF33/43 (22A)	■ 3TY7430-0A	1490.-	1
3TF34 (32A)	■ 3TY7340-0C	2860.-	1
3TF35 (38A)	■ 3TY7350-0C	4360.-	1
3TF44 (32A)	■ 3TY7440-0A	3165.-	1
3TF45 (38A)	■ 3TY7450-0A	4360.-	1
3TF46 (45A)	■ 3TY7460-0YA	4680.-	1
3TF47 (63A)	■ 3TY7470-0YA	6820.-	1
3TF477 (70A)	■ 3TY7477-0YA	7910.-	1
3TF48 (75A)	■ 3TY7480-0A	9095.-	1
3TF49 (85A)	■ 3TY7490-0A	12185.-	1
3TF50 (110A)	■ 3TY7500-0YA	13290.-	1
3TF51 (140A)	■ 3TY7510-0YA	16720.-	1
3TF52 (170A)	■ 3TY7520-0YA	21015.-	1
3TF53 (205A)	■ 3TY7530-0YA	22420.-	1
3TF54 (250A)	■ 3TY7540-0YA	26965.-	1
3TF55 (300A)	■ 3TY7550-0YA	31705.-	1
3TF56 (400A)	■ 3TY7560-0YA	41950.-	1
3TF68 (630A)	3TY7680-0B [§]	284100.-	1
3TF69 (820A)	3TY7690-0B [§]	456470.-	1

§ Set of 3x vacuum bottles.

Auxiliary contact blocks

For contactor	Description	Type	Unit LP ₹	Std. pkg. (nos.)
3TF46-56	1NO + 1NC (Extd) Right	3TY7561-1E	1445.-	1
3TF46 to 3TF56	Built-in, 1NO+1NC Left / Right	3TY7561-1AA00-8K	1125.-	1
	Add-on, Second 1NO+1NC Left / Right	3TY7561-1KA00-8K	1125.-	1

DC coils

For contactor	Type [†]	Unit LP ₹		Std. pkg. (nos.)
		For 24/110/ 220V		
3TH3, 3TF30-33/42/43	■ 3TY4803-0B..	1305.-		1
3TF34/35	3TY7443-0B..	1955.-		1
3TF68	3TY7683-0D..	LP on request		1

† Pl. add coil voltage code from table on page no. 35.

24V, 110V, 220V are stock items only for 3TH3/3TF30/31/32/33

SICOP arc chambers

For Contactor	Type	Unit LP ₹	Std. pkg. (nos.)
3TF34	3TY7342-0C	775.-	1
3TF35	3TY7352-0C	815.-	1
3TF46	3TY7462-0YA	1600.-	1
3TF47	3TY7472-0YA	1955.-	1
3TF477	3TY7477-0YD	2355.-	1
3TF48	3TY7482-0A	2840.-	1
3TF49	3TY7492-0A	3280.-	1
3TF50	3TY7502-0YA	3890.-	1
3TF51	3TY7512-0YA	4430.-	1
3TF52	3TY7522-0YA	4860.-	1
3TF53	3TY7532-0YA	5015.-	1
3TF54	3TY7542-0YA	5405.-	1
3TF55	3TY7552-0YA	5565.-	1
3TF56	3TY7562-0YA	6275.-	1

AC coils (50 Hz)

For contactor	Type [†]	Unit LP ₹		Std. pkg. (nos.)
		For 110/230/ 415V 50Hz	For all other coil voltages	
3TH3, 3TF30-33/42/43	■ 3TY7403-0A..	960.-	1090.-	1
3TF34/35/44/45	■ 3TY7443-0A..	1180.-	1530.-	1
3TF46/47/477	■ 3TY7463-0A..	2050.-	2385.-	1
3TF48/49	■ 3TY7483-0A..	3745.-	4095.-	1
3TF50/51	■ 3TY7503-0A..	3810.-	4740.-	1
3TF52/53	■ 3TY7523-0A..	4830.-	5750.-	1
3TF54/55	■ 3TY7543-0A..	5840.-	6770.-	1
3TF56	■ 3TY7563-0A..	8480.-	10335.-	1
3TF68	3TY7683-0C..	64160.-	NA	1
3TF69	3TY7693-0C..	121900.-	NA	1

† Pl. add coil voltage code from table on page no. 35.

110V, 230V, 415V are stock items for 3TH, 3TF30-56

24V is stock item only for 3TH30/3TF30/31/32/33

** Available till stock last

■ Stock items

LP - List Price

Siemens switchgear. Tried, tested, trusted.

Connector

The 3TS90 connector is used to mount the motor protection circuit breaker 3VS/3VU on the contactor 3TF with screw terminals. It enables mechanical and electrical connection between contactor and motor starter protection circuit breaker.



Range:

MPCB		Contactor		Type of Connector	Unit LP ₹	Std. pkg. (nos.)
Type	Current Rating	Type	AC3 Current Rating			
3VS13/ 3VU13	0.16 to 20A	3TF30/31	9 / 12 A	3TS9001-8K	410.-	1
3VS13/ 3VU13	6 to 25A	3TF32/33	16 / 22A	3TS9002-8K	485.-	1

Benefits:

- 1) Direct mounting of 3VS/3VU MPCB on 3TF
- 2) Secure poor connections
- 3) Reduced feeder size and assemble time

Spares for 3TC Contactors

Description	Version	Type	Unit LP ₹	Std. pkg. (nos.)
Set of main contacts	3TC44	3TY2440-0A	9310.-	1
	3TC48	3TY2480-0A	22795.-	1
	3TC52	3TY2520-0A	64645.-	1
	3TC56	3TY2560-0A	128200.-	1
AC coils ¹⁾ (50 Hz)	3TC44	3TY7403-0A..	960.-	1
	3TC52	3TY6523-0A..	16400.-	1
DC coils ²⁾	3TC44	3TY6443-0B..	16800.-	1
	3TC48	3TY6483-0B..	28655.-	1
	3TC52	3TY6523-0B..	70845.-	1
	3TC56	3TY6563-0B..	98390.-	1
Arc chambers	3TC44	3TY2442-0A	9120.-	1
	3TC48	3TY2482-0A	16550.-	1
	3TC52	3TY2522-0A	25765.-	1
	3TC56	3TY2562-0A	52080.-	1
Auxiliary contacts 1st 1NO + 1NC Left/Right 2nd 1NO + 1NC Left 2nd 1NO + 1NC Right	3TC44/48	3TY6501-1AA00	4150.-	1
	3TC48	3TY6501-1K		1
	3TC48	3TY6501-1L		1

1) AC coil voltage - Please enter coil codes from table below

Code	B0	F0	U0	R0
Coil voltage (50 Hz)	24	110	240	415 ^S

\$ Only for 3TC 44

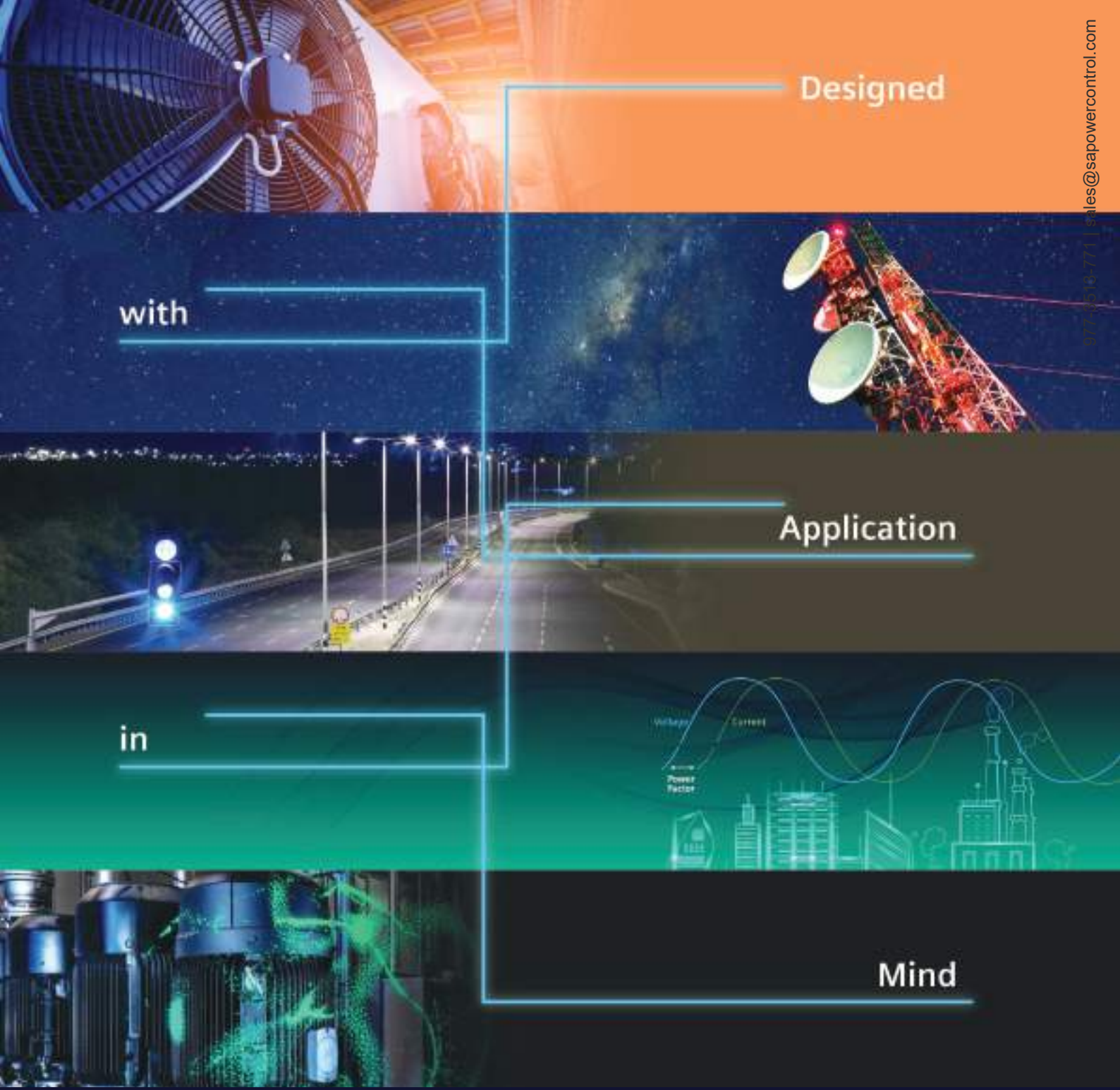
2) DC coil voltage - Please enter coil codes from table below

Code	B4	F4	M4
Coil voltage	24	110	220



■ Stock items

Please order in multiples of standard packing.



Designed

with

Application

in

Mind

Explore 3TS range of Contactors

- Capacitor duty Contactors
- 2 Pole Contactors
- Converter duty Contactors
- LED Switching Contactors
- 4 Pole Contactors

www.siemens.co.in

SIEMENS

3TS Capacitor duty Contactors

Now in **NEW**
TI - GREY



The 3TS capacitor duty contactor (with **patented** de-latching technology) provides a reliable and economical solution for capacitor switching applications.

Features and Benefits

- De-latching operating principle
- SIGUT Termination technique
- Finger touch proof terminals
- Compact Dimensions
- DIN / Screw mounting
- Reliable switching of capacitor banks
- Ease of wiring (can obviate use of lugs)
- Operator Safety
- Space saving
- Flexible mounting

Capacitor kVAr 415V, 3ph, 50Hz	Built-in aux. contacts	Type®	Unit LP ₹	Built-in aux. contacts	Type®	Unit LP ₹	Std. pkg. (nos.)
5 kvar NEW	1 NO	3TS2110-0A..5-8K†	2540.-				
7 kvar	1 NO	3TS1110-0A..5-8K†	2795.-				
10 kvar NEW	–	3TS2200-0A..5-8K†	3035.-	1NO+1NC	3TS2211-0A..5-8K	3480.-	
12.5 kvar	–	3TS1200-0A..5-8K†	3110.-	1NO+1NC	3TS1211-0A..5-8K	3555.-	1
16 kvar	–	3TS1300-0A..5-8K†	4275.-	1NO+1NC	3TS1311-0A..5-8K	4715.-	1
20 kvar	–	3TS1400-0A..5-8K†	4815.-	1NO+1NC	3TS1411-0A..5-8K	5245.-	1
25 kvar	–	3TS1500-0A..5-8K†	5560.-	1NO+1NC	3TS1511-0A..5-8K	6010.-	1
30 kvar NEW	–	3TS2500-0A..5-8K†	8665.-	1NO+1NC	3TS2511-0A..5-8K	9110.-	1
40 kvar NEW	2 NO + 2 NC	3TS2722-0A..5-8K	14700.-				
50 kvar	2 NO + 2 NC	3TS1722-0A..5-8K	17210.-				

† Facility to add one contact block of 1NO / 1NC

@ AC 50Hz coil code - Please enter coil codes from table below

Code	For 3TS contactors		
	F0	P0	R0
Coil voltage (V)	110	230	415

Auxiliary contact blocks

For contactor	Description	Type	Unit LP ₹	Std. pkg. (nos.)
3TS1110-3TS1500	1NO	3TX4010-2A	245.-	10
	1NC	3TX4001-2A	245.-	10

3MT7 Capacitor Duty Contactors **NEW**

Capacitor kvar 440V AC, 3Ph, 50Hz	Built-in aux. contacts	Type	Unit LP ₹	Std. pkg. (nos.)
60kVAr	1NO+2NC	3MT70060JA126A..	18290.-	1
80kVAr	1NO+2NC	3MT70080JA126A..	22455.-	1
100kVAr	1NO+2NC	3MT70100JA126A..	23335.-	1

Please add coil code from adjacent table

Note: For SIRIUS 3RT26 Capacitor Duty Contactors - Please contact Siemens

Coil 50/60Hz for 60 kvar contactor					
Coil Code	C2	G2	N2	P2	R2
Voltage	24V AC	110V AC	220V AC	240V AC	415V AC

Coil 50Hz for 80 & 100 kvar contactors				
Coil Code	F0	M0	U0	V0
Voltage	110V AC	220V AC	240V AC	415V AC



3TS Converter duty Contactors

Features

- Offers one of the highest AC-1 rating in given size
- Arc chamber interlock
- SIGUT Termination technique
- Compact Dimensions
- Screw mounting
- Double break parallel bridge auxiliary contacts

Applications

- VFD, Soft Starters applications
- UPS
- Solar and Wind inverters
- Resistive loads
- Battery charging
- Neutral switching



Contactor Size	Rated current Ie (A) AC1 at 415V	AC Coil		
		Type	Unit LP ₹	Std. pkg. (nos.)
3	100	3TS4822-0A..1-8K	11160.-	1
4	145	3TS5022-0A..1-8K	19445.-	1
6	200	3TS5122-0A..1-8K	26190.-	1
6	225	3TS5222-0A..1-8K	30375.-	1
8	275	3TS5322-0A..1-8K	43160.-	1
8	325	3TS5422-0A..1-8K	48790.-	1
10	400	3TS5522-0A..1-8K	54695.-	1
12	525	3TS5622-0A..1-8K	74875.-	1

for 3TS48-3TF56

AC Coil (50Hz)		
Code	F0	P0
Coil voltage (V)	110	230

3TS 2 Pole Contactors



Benefits:

- Ease of wiring (can avoid use of lugs)
- Operator Safety (contactor cannot be switched-on if arc chamber is not fitted properly)
- Flexible mounting
- Space saving
- Unmatched contact reliability (ensures reliable contact at low voltage & low currents)

Standards:

3TS contactors conform to IS 13947 and IEC 60947. They also carry CE mark.

Application:

- Single Phase Pumps
- HVAC
- ESP
- Lighting

Spares for 3TS Contactors

Capacitor Duty

Spare coils

Contactor kVAR	Description	Type*	Unit LP ₹	Std. pkg. (nos.)
5 kvar	AC 50Hz coil	3TY74030A..	960.-	1
7 kvar				
10 kvar				
12.5 kvar				
16 kvar				
20 kvar	3TY74430A..	1180.-	1	
25 kvar				
30 kvar				
40 kvar				
50 kvar				3TY74630A..

* For coil, refer below table

For 3TS contactors			
Code	F0	P0	R0
Coil voltage (V)	110	230	415

Pre-charge resistor + Contact block kit

Contactor kVAR	Description	Type	Unit LP ₹	Std. pkg. (nos.)
10 kvar	Pre-charge resistor + early making contact block kit + main contacts kit	3TS9762-0SX15-8K	2365.-	1
12.5 kvar		3TS9762-0SX15-8K		1
16 kvar		3TS9763-0SX15-8K	3520.-	1
20 kvar		3TS9764-0SX15-8K	3970.-	1
25 kvar		3TS9765-0SX15-8K	4665.-	1
30 kvar		3TS9765-0SX15-8K		1
40 kvar		3TS9767-0SX15-8K		1
50 kvar		3TS9767-0SX15-8K	11995.-	1

Note: Pre-charge resistor + early making contact block kit + main contacts should be replaced simultaneously

Rated current (A) Ie AC3 upto 415V	Auxiliary contacts	Type	Unit LP ₹	Std. pkg. (nos.)
9	1NO	3TS3010-0A..2-8K	985.-	1
12	1NO	3TS3110-0A..2-8K	1095.-	1
18	1NO	3TS3210-0A..2-8K	1270.-	1
25	-	3TS3300-0A..2-8K	1580.-	1
32	-	3TS3400-0A..2-8K	3470.-	1
40	-	3TS3500-0A..2-8K	4955.-	1
50	-	3TS3600-0A..2-8K	6300.-	1
65	2NO+2NC	3TS4722-0A..2-8K	9470.-	1
75	2NO+2NC	3TS4822-0A..2-8K	11160.-	1
85	2NO+2NC	3TS4922-0A..2-8K	12995.-	1
105	2NO+2NC	3TS5022-0A..2-8K	17110.-	1
140	2NO+2NC	3TS5122-0A..2-8K	20800.-	1
160	2NO+2NC	3TS5222-0A..2-8K	28290.-	1
205	2NO+2NC	3TS5322-0A..2-8K	31165.-	1
250	2NO+2NC	3TS5422-0A..2-8K	35785.-	1
300	2NO+2NC	3TS5522-0A..2-8K	44745.-	1
400	2NO+2NC	3TS5622-0A..2-8K	57870.-	1

Coil voltage (V AC 50Hz)	110 V AC	230 V AC	415V AC
Code	F0	P0	R0

Convertor Duty

Main contact kits (set of 6 fixed & 3 moving contacts)

Contactor rating	Description	Type*	Unit LP ₹	Std. pkg. (nos.)
3TS48	Spare main contact kits	3TS9148-01-8K	5400.-	1
3TS50		3TS9150-01-8K	9635.-	1
3TS51		3TS9151-01-8K	13100.-	1
3TS52		3TS9152-01-8K	14650.-	1
3TS53		3TS9153-01-8K	20800.-	1
3TS54		3TS9154-01-8K	23120.-	1
3TS55		3TS9155-01-8K	25430.-	1
3TS56		3TS9156-01-8K	33915.-	1

Spare coils

	AC Coil	Unit LP ₹
3TS48	3TY7463-0A..	2050.-
3TS50	3TY7483-0A..	3745.-
3TS51/52	3TY7503-0A..	3810.-
3TS53/54	3TY7523-0A..	4830.-
3TS55	3TY7543-0A..	5840.-
3TS56	3TY7563-0A..	8480.-

refer page no. 40 for coil codes

Spares for 3MT7 Contactors

Contactor kvar	Type	Unit LP ₹	Std. pkg. (nos.)
60kvar, 3MT70060JA126A..	3MT76000L__9M1A	2085.-	1
80kvar, 3MT70080JA126A..	3MT78000L__9M1A	2275.-	1
100kvar, 3MT70100JA126A..			


Refer page no 40 for coil codes

Spare side aux. contact block for 80 & 100 kvar contactor	Type	Unit LP ₹	Std. pkg. (nos.)
1NO+1NC	3MT70110CL09M1A	515.-	10
2NO	3MT70200CL09M1A	515.-	10

3TS 4 Pole Contactors for Power Applications

www.siemens.co.in

NEW




Contactor Size	Rated current Ie (A) AC1 at 415V	AC Coil ¹⁾	Unit LP ₹		DC Coil ¹⁾	Unit LP ₹	
			Standard Coil	Electronic Coil		Standard Coil	Electronic Coil
Size 0	18A	3TS3100-0A..4-8K	1585.-		3TS3100-0B..4-8K	3135.-	
Size 0	25A	3TS3200-0A..4-8K	1675.-		3TS3200-0B..4-8K	3550.-	
Size 1	35A	3TS3300-0A..4-8K	1880.-		3TS3300-0B..4-8K	4050.-	
Size 1	40A	3TS3400-0A..4-8K	2480.-		3TS3400-0B..4-8K	5990.-	
Size 2	45A	3TS3500-0A..4-8K	2905.-	3565.-	3TS3500-0B..4-8K		6895.-
Size 2	50A	3TS3600-0A..4-8K	3225.-	3915.-	3TS3600-0B..4-8K		8745.-
Size 2	65A	3TS3700-0A..4-8K	6330.-	7035.-	3TS3700-0B..4-8K		12300.-
Size 2	65A*	3TS3700-0A..4-8KA0	7145.-	7845.-	3TS3700-0B..4-8KA0		14100.-

1) Please add coil voltage code from table below

* 50A AC-3 rating

Size S0 & S1	Standard Coil				
	AC (50 Hz)			DC	
Code	F7	M7	R7	B4	E4
Coil Voltages	87...127 V	175...240 V	337...427 V	24 V	52..55V DC

Size S2	Standard Coil			Electronic Coil 			
	AC (50 Hz)			AC (50 Hz)		DC	
Code	F0	P0	R0	F7	M7	B4	E4
Coil Voltages	110 V	230 V	415 V	81...136 V	137...273 V	24 V	52..55V DC

Accessories

Auxiliary Contact Block			Mechanical Interlock		
Type	Type	Unit LP ₹	Type	Type	Unit LP ₹
1 NO	3TX40 10-2A	245.-	Size 0 and Size 1	3TX4091-1A	780.-
1 NC	3TX40 01-2A	245.-	S2	3TX4091-1A + 3TX4091-1G**	780.- 205.-

Surge Suppressor		Coil Voltage		Varistors		RC Element	
		AC	DC	Type	Unit LP ₹	Type	Unit LP ₹
Size 0, Size 1 and Size 2	Standard Coil	24 - 48 V	24 - 70 V	3TX7402-3GY1	700.-	3TX7402-3RY2	1120.-
		48 - 127V	70 - 150V	3TX7402-3HY1	700.-	3TX7402-3SY2	
		127 - 240V	150 - 250V	3TX7402-3JY1	700.-	3TX7402-3TY2	
		240 - 400V	-	3TX7402-3KY1	900.-	3TX7402-3UY2	
Size 2	Electronic Coil	81-273V AC				3TX7402-3PY2	
			24-55V			3TX7402-3QY2	

**Used only when the contactors are DIN rail mounted. Refer catalog for more details

Main Contact Kits (set of 8 fixed and 4 moving contacts)

Contactor Size	Rated current Ie (A) AC1 at 415V	For Contactor	Type	Unit LP ₹
Size 1	35A	3TS3300	3TS9133-0E	1290.-
Size 1	40A	3TS3400	3TS9134-0E	1820.-
Size 2	45A	3TS3500	3TS9135-0E	2770.-
Size 2	50A	3TS3600	3TS9136-0E	3260.-
Size 2	65A	3TS3700	3TS9137-0E	3265.-
Size 2	65A*	3TS3700	3TS9137-0A	4730.-

* 50A AC-3 rating

Spare Coils

Contactor Size	Type ²⁾	Unit LP ₹	Type ²⁾	Unit LP ₹
	AC		DC	
Size 0	3TS9231-0A..4-8K	980.-	3TS9231-0B..4-8K	1345.-
Size 1	3TS9233-0A..4-8K	1055.-	3TS9233-0B..4-8K	1410.-
Size 2	3TS9235-0A..4-8K (Standard)	1170.-		
Size 2	3TS9235-0A..4-8K (Electronic)	1695.-	3TS9235-0B..4-8K (Electronic)	2015.-

2) Please add voltage code from table in page no 42



3TS Single Pole LED Contactors

NEW

Siemens 3TS LED Contactors been designed keeping in mind the challenges in LED lamp switching applications and thus offers a highly reliable & safe solution to the customer

Available in
4000W - 3TS3210-0AM71-8K
8000W - 3TS3310-0AM71-8K

Price on request





Definite Purpose Contactors **45.J & 42.J**

www.siemens.co.in

SIEMENS

Definite Purpose Contactors – 42.J & 45.J

Ordering data	AC 8a rating	Pan screw	Hex screw quad quick connect	Unit MRP ₹	Std pkg (nos)
1 Pole with shunt	25A ■	45CJ10A_B	45CJ10A_C	1150.-	1
	30A ■	45DJ10A_B	45DJ10A_C	1190.-	1
	40A	45EJ10A_B	45EJ10A_C	1235.-	1
1 Pole without shunt	25A ■	45CJ40A_B	45CJ40A_C	1090.-	1
	30A ■	45DJ40A_B	45DJ40A_C	1125.-	1
	40A	45EJ40A_B	45EJ40A_C	1165.-	1



Ordering data	AC 8a rating	Box with lug dual quick connect	Hex screw dual quick connect	Unit MRP ₹	Std pkg (nos)
2 Pole	20A ■	45BJ20A_D	45BJ20A_E	1380.-	1
	30A ■	45DJ20A_D	45DJ20A_E	1395.-	1
	40A ■	45EJ20A_D	45EJ20A_E	1440.-	1



Ordering data	AC 8a rating	Box with lug dual quick connect	Hex screw dual quick connect	Unit MRP ₹	Std pkg (nos)
3 Pole	20A	42BJ35A_D	42BJ35A_E	1780.-	1
	25A	42CJ35A_D	42CJ35A_E	1805.-	1
	30A	42DJ35A_D	42DJ35A_E	1825.-	1
	40A ■	42EJ35A_D	42EJ35A_E	1860.-	1
3 Pole with inbuilt 1NO+1NC aux contacts	20A	42BJ36A_D	42BJ36A_E	2205.-	1
	25A	42CJ36A_D	42CJ36A_E	2230.-	1
	30A	42DJ36A_D	42DJ36A_E	2245.-	1
	40A ■	42EJ36A_D	42EJ36A_E	2285.-	1



Please add coil code from table below

Spare coil for contactor	Type ref	Unit MRP ₹	Std pkg (nos)
1 Pole contactor	75J19A_	335.-	1
2 Pole contactor	75J29A_	405.-	1
3 Pole contactor	75J39A_	455.-	1

Please add coil code from table below

Coil Code	J	F	G	L	H	E	P
Voltage	24V AC, 50/60 Hz	120V AC, 60 Hz	240V AC, 50/60 Hz	277V AC, 60 Hz	480V AC, 60 Hz	145-180V AC, 50 Hz (available only for 1P & 2P versions)	170-240V AC, 50 Hz available for 1P & 2P & 3P (without inbuilt aux contacts)

■ Standard material

Spring loaded connections are...

Strong

Flexible



Fast

Safe

Easy connecting & wiring

Switch to Spring Loaded Technology

www.siemens.co.in

SIEMENS

Thermal Overload Relays - 3RU




For contactor mounting - Class 10 - Screw Terminals

Size of relay / contactor	Set current value of the inverse-time delayed overload release A	Type*	Unit LP ₹	Std. pkg. (nos.)
S00	0.11 ... 0.16	3RU2116-0AB0	2750.-	1
	0.14 ... 0.2	3RU2116-0BB0		
	0.18 ... 0.25	3RU2116-0CB0		
	0.22 ... 0.32	3RU2116-0DB0		
	0.28 ... 0.4	3RU2116-0EB0		
	0.35 ... 0.5	3RU2116-0FB0		
	0.45 ... 0.63	3RU2116-0GB0	2785.-	
	0.55 ... 0.8	3RU2116-0HB0		
	0.7 ... 1	3RU2116-0JB0		
	0.9 ... 1.25	3RU2116-0KB0	2810.-	
	1.1 ... 1.6	3RU2116-1AB0		
	1.4 ... 2	3RU2116-1BB0		
	1.8 ... 2.5	3RU2116-1CB0		
	2.2 ... 3.2	3RU2116-1DB0		
	2.8 ... 4	3RU2116-1EB0		
	3.5 ... 5	3RU2116-1FB0		
	4.5 ... 6.3	3RU2116-1GB0		
	5.5 ... 8	3RU2116-1HB0		
7 ... 10	3RU2116-1JB0	3015.-		
9 ... 12.5	3RU2116-1KB0			
11 ... 16	3RU2116-4AB0		3120.-	
S0	1.8 ... 2.5	3RU2126-1CB0	2885.-	1
	2.2 ... 3.2	3RU2126-1DB0		
	2.8 ... 4	3RU2126-1EB0		
	3.5 ... 5	3RU2126-1FB0		
	4.5 ... 6.3	3RU2126-1GB0		
	5.5 ... 8	3RU2126-1HB0		
	7 ... 10	3RU2126-1JB0	3070.-	
	9 ... 12.5	3RU2126-1KB0		
	11 ... 16	3RU2126-4AB0		
	14 ... 20	3RU2126-4BB0	3175.-	
	17 ... 22	3RU2126-4CB0		
	20 ... 25	3RU2126-4DB0		
	23 ... 28	3RU2126-4NB0		
	27 ... 32	3RU2126-4EB0		
30 ... 36	3RU2126-4PB0	5395.-		
34 ... 40	3RU2126-4FB0			

Size of relay / contactor	Set current value of the inverse-time delayed overload release A	Type*	Unit LP ₹	Std. pkg. (nos.)	
S2	11 ... 16	3RU2136-4AB0	5820.-	1	
	14 ... 20	3RU2136-4BB0			
	18 ... 25	3RU2136-4DB0			
	22 ... 32	3RU2136-4EB0			
	28 ... 40	3RU2136-4FB0			
	36 ... 45	3RU2136-4GB0			7335.-
	40 ... 50	3RU2136-4HB0			
	47 ... 57	3RU2136-4QB0			8800.-
	54 ... 65	3RU2136-4JB0			9770.-
	62 ... 73	3RU2136-4KB0			10060.-
70 ... 80	3RU2136-4RB0	10700.-			
S3	28 ... 40	3RU2146-4FB0	8835.-	1	
	36 ... 50	3RU2146-4HB0			
	45 ... 63	3RU2146-4JB0			9820.-
	57 ... 75	3RU2146-4KB0			10170.-
	70 ... 90	3RU2146-4LB0			10775.-
	80 ... 100	3RU2146-4MB0			13405.-

* To order overload relays with spring-type terminals replace 10th digit from 'B' to 'C' (for S00, S0 size only)



Accessory for independent mounting

For size of relay	Relay type	Type	Unit LP ₹	Std. pkg. (nos.)
S00*	3RU21, 3RB30/31, 3RR21/22/24	3RU2916-3AA01	905.-	1
S0*	3RU21, 3RB30/31, 3RR21/22/24	3RU2926-3AA01	935.-	1
S2	3RU21, 3RB30/31, 3RR21/22/24	3RU2936-3AA01	1530.-	1
S3	3RU21/3RB30/3RB31	3RU2946-3AA01	1800.-	1



* To order terminal supports for overload relays with spring-type terminals replace 10th digit from 'A' to 'C' for S00, S0 only



Thermal Overload Relays - 3RU



Separate Mounting - Class 10

Size of relay / contactor	Rating for induction motor Rated value kW	Set current value of the inverse-time delayed overload release A	Type*	Unit LP ₹	Std. pkg. (nos.)	
S6	45	70 - 100	3RU2156-5BB10-8K	11915.-	1	
	55	90 - 125	3RU2156-5CB10-8K	12600.-	1	
	75	110 - 160	3RU2156-5DB10-8K	12620.-	1	
	110	140 - 200	3RU2156-5EB10-8K		1	
	45	70 - 100	3RU2156-5BW10-8K [§]		1	
	55	90 - 125	3RU2156-5CW10-8K [§]		1	
	75	110 - 160	3RU2156-5DW10-8K [§]		1	
	110	140 - 200	3RU2156-5EW10-8K [§]		1	
S10	110	140 - 200	3RU2166-5EB10-8K		16855.-	1
	132	180 - 250	3RU2166-5FB10-8K			1
	160	220 - 320	3RU2166-5GB10-8K	1		
S12	200	280 - 400	3RU2176-5HB10-8K	21455.-	1	
	250	350 - 500	3RU2176-5JB10-8K	21855.-	1	

Separate Mounting - Class 30

Size of relay / contactor	Rating for induction motor Rated value kW	Set current value of the inverse-time delayed overload release A	Type*	Unit LP ₹	Std. pkg. (nos.)
S6	37	55 - 80	3RU2356-5AB10-8K	21455.-	1
	45	70 - 100	3RU2356-5BB10-8K		1
	55	90 - 125	3RU2356-5CB10-8K		1
	37	55 - 80	3RU2356-5AW10-8K [§]		1
	45	70 - 100	3RU2356-5BW10-8K [§]		1
	55	90 - 125	3RU2356-5CW10-8K [§]		1
S10	75	110 - 160	3RU2366-5DB10-8K	21455.-	1
	110	140 - 200	3RU2366-5EB10-8K		1
S12	132	180 - 250	3RU2376-5FB10-8K	21455.-	1
	160	220 - 320	3RU2376-5GB10-8K		1

* For heavy duty applications (starting time > 10s), it is recommended to use 3RU class 30 relays to avoid nuisance tripping and reliable protection.
 § Range available with straight through transformer





Widest range electronic overload relays

Microprocessor based overload relay - 3RB

Size	Current setting range A	3RB (Class 10)		3RB (Class 20)		3RB (Class 5 to 30 – Settable)		Std. pkg. (nos.)
		With overload, phase failure and phase unbalance protections		With overload, phase failure and phase unbalance protections		With overload, phase failure and phase unbalance and earth fault protection		
		Type*	Unit LP ₹	Type*	Unit LP ₹	Type*	Unit LP ₹	
S00	0.1 ... 0.4	3RB3016-1RB0	6170.-	3RB3016-2RB0	7705.-	3RB3113-4RB0	12870.-	1
	0.32 ... 1.25	3RB3016-1NB0		3RB3016-2NB0		3RB3113-4NB0		1
	1 ... 4	3RB3016-1PB0		3RB3016-2PB0		3RB3113-4PB0		1
	3 ... 12	3RB3016-1SB0		3RB3016-2SB0		3RB3113-4SB0		1
	4 ... 16	3RB3016-1TB0		3RB3016-2TB0		3RB3113-4TB0		1
S0	0.1 ... 0.4	3RB3026-1RB0	7175.-	3RB3026-2RB0	8950.-	3RB3123-4RB0	13455.-	1
	0.32 ... 1.25	3RB3026-1NB0		3RB3026-2NB0		3RB3123-4NB0		1
	1 ... 4	3RB3026-1PB0		3RB3026-2PB0		3RB3123-4PB0		1
	3 ... 12	3RB3026-1SB0		3RB3026-2SB0		3RB3123-4SB0		1
	6 ... 25	3RB3026-1QB0		3RB3026-2QB0		3RB3123-4QB0		1
	10 ... 40	3RB3026-1VB0		3RB3026-2VB0		3RB3123-4VB0		1
S2	12.5 ... 50	3RB3036-1UB0®	10875.-	3RB3036-2UB0®	13570.-	3RB3133-4UB0®	17565.-	1
	20 ... 80	3RB3036-1WB0®	16395.-	3RB3036-2WB0®	20510.-	3RB3133-4WB0®	22900.-	1
	12.5 ... 50	3RB3036-1UW1#	10875.-	3RB3036-2UW1#	13570.-	3RB3133-4UW1#	17565.-	1
	20 ... 80	3RB3036-1WW1#	16395.-	3RB3036-2WW1#	20510.-	3RB3133-4WW1#	22900.-	1
S3	12.5 ... 50	3RB3046-1UB0®	12895.-	3RB3046-2UB0®	16130.-	3RB3143-4UB0®	22915.-	1
	32 ... 115	3RB3046-1XB0®	16810.-	3RB3046-2XB0®	21110.-	3RB3143-4XB0®	23380.-	1
	12.5 ... 50	3RB3046-1UW1#	13810.-	3RB3046-2UW1#	17045.-	3RB3143-4UW1#	23280.-	1
	32 ... 115	3RB3046-1XW1#	16910.-	3RB3046-2XW1#	21110.-	3RB3143-4XW1#	23380.-	1
S6	50 ... 200	3RB2056-1FC2&	20660.-	3RB2056-2FC2&	25825.-	3RB2153-4FC2&	30915.-	1
S6	50 ... 200	3RB2056-1FW2\$		3RB2056-2FW2\$		3RB2153-4FW2\$		1
S10/12	55 ... 250	3RB2066-1GC2&	22540.-	3RB2066-2GC2&	31380.-	3RB2163-4GC2&	31525.-	1
S10/12	160 ... 630	3RB2066-1MC2&	40115.-	3RB2066-2MC2&	50150.-	3RB2163-4MC2&	51945.-	1

* For size S00 & S0: To order relay with spring type terminals, please replace 10th digit from 'B' to 'E'

Devices with straight-through transformer for stand-alone installation


@ Devices with screw terminals for mounting onto contactor.

& Devices with busbar connection for mounting onto contactor or stand-alone installation.

\$ Devices with straight-through transformer for mounting onto contactor with Box terminals or stand-alone installation.

Accessories for 3RU2 Thermal overload relays and 3RB3 solid state overload relays

Accessory Type	Version	Size	3RU2 Thermal overload relay	3RB30/31 solid state overload relay	Type	Unit LP ₹	Std. pkg. (nos.)
Mechanical Reset	Resetting plungers, holders & formers	S00, S0, S6-S12	✓	X	3RU2900-1A	1035.-	1
	Resetting plungers, holders & formers		X	✓	3RB3980-0A	520.-	1
	Pushbuttons with extended stroke (12 mm), IP65, Dia 22 mm		✓	✓	3SU1200-0FB10-0AA0	3105.-	1
	Extension plungers		✓	✓	3SU1900-0KG10-0AA0	290.-	1
Cable releases with holder for RESET	Length 400mm	S00, S0, S6-S12	✓	X	3RU2900-1B	2900.-	1
	Length 600mm		✓	X	3RU2900-1C		1
	Length 400mm		X	✓	3RB3980-0B	5010.-	1
	Length 600mm		X	✓	3RB3980-0C		
Module for remote reset, electrical	24 ... 30 V AC/DC	S00, S0, S6-S12	✓	X	3RU1900-2AB71	3645.-	1
	110 ... 127 V AC/DC		✓	X	3RU1900-2AF71		
	220 ... 250 V AC/DC		✓	X	3RU1900-2AM71		
Sealable covers for covering the setting knob	For 3RB30/3RB31	S00, S0, S6-S12	X	✓	3RB3984-0	2375.-	1
	For 3RU2 / 3RV2		✓	X	3RV2908-0P	140.-	10
Terminal Covers for busbar connections	Length 55 mm	S3			3RT1946-4EA1	1005.-	1
	Length 100 mm	S6	✓	✓	3RT1956-4EA1	1920.-	1
	Length 120 mm	S10, S12	✓	✓	3RT1966-4EA1	2535.-	1
Terminal Cover for Box Terminals	Length 20.6 mm	S2	✓	✓	3RT2936-4EA2	245.-	1
	Length 20.8 mm	S3	✓	✓	3RT2946-4EA2	700.-	1
	Length 25 mm	S6	✓	✓	3RT1956-4EA2	1125.-	1
	Length 30 mm	S10/12	✓	✓	3RT1966-4EA2	1980.-	1



Thermal overload relays - 3UA / 3UC

Bimetal relay	Current type of mounting	Current setting range A	Type	Unit LP ₹	Std. pkg. (nos.)				
3UA50	Contactor® mounting (3TF30/31)	0.1 – 0.16	3UA5000-0A	2495.-	1				
		0.16 – 0.25	3UA5000-0C						
		0.25 – 0.4	3UA5000-0E						
		0.4 – 0.63	3UA5000-0G						
		0.63 – 1	3UA5000-0J						
		0.8 – 1.25	3UA5000-0K						
		1 – 1.6	3UA5000-1A						
		1.25 – 2	3UA5000-1B						
		1.6 – 2.5	3UA5000-1C			2510.-	1		
		2 – 3.2	3UA5000-1D						
		2.5 – 4	3UA5000-1E						
		3.2 – 5	3UA5000-1F						
4 – 6.3	3UA5000-1G								
5 – 8	3UA5000-1H								
6.3 – 10	3UA5000-1J	2530.-	1						
8 – 12.5	3UA5000-1K								
10 – 14.5	3UA5000-2S								
3UA52	Contactor® mounting (3TF32/33)	1 – 1.6	3UA5200-1A	2595.-	1				
		1.25 – 2	3UA5200-1B						
		1.6 – 2.5	3UA5200-1C						
		2 – 3.2	3UA5200-1D						
		2.5 – 4	3UA5200-1E						
		3.2 – 5	3UA5200-1F						
		4 – 6.3	3UA5200-1G			2600.-	1		
		5 – 8	3UA5200-1H						
		6.3 – 10	3UA5200-1J						
		8 – 12.5	3UA5200-1K						
		10 – 16	3UA5200-2A			2835.-	1		
		12.5 – 20	3UA5200-2B						
16 – 25	3UA5200-2C								
20 – 25	3UA5200-2C								
3UA55	Contactor® mounting (3TF34/35, 44/45)	10 – 16	3UA5500-2A	4430.-	1				
		12.5 – 20	3UA5500-2B						
		16 – 25	3UA5500-2C						
		20 – 32	3UA5500-2D						
		25 – 36	3UA5500-2Q			4610.-	1		
		32 – 40	3UA5500-2R						
		36 – 45	3UA5500-8M						
		36 – 45	3UA5500-8M						
		3UA58-Z1	Contactor® mounting (3TF46, 3TF47, 3TF48, 3TF49)			16 – 25	3UA5800-2CZ1	7990.-	1
						20 – 32	3UA5800-2DZ1		
						25 – 40	3UA5800-2EZ1		
						32 – 50	3UA5800-2FZ1		
40 – 57	3UA5800-2TZ1								
50 – 63	3UA5800-2PZ1			7990.-	1				
57 – 70	3UA5800-2VZ1								
63 – 80	3UA5800-2UZ1								
70 – 95	3UA5800-8YZ1								
70 – 95	3UA5800-8YZ1								
3UA58-Z2	Contactor® mounting (3TF47 7)			16 – 25	3UA5800-2CZ2	7990.-	1		
				20 – 32	3UA5800-2DZ2				
		25 – 40	3UA5800-2EZ2						
		32 – 50	3UA5800-2FZ2	6860.-	1				
		40 – 57	3UA5800-2TZ2						
		50 – 63	3UA5800-2PZ2			8040.-	1		
57 – 70	3UA5800-2VZ2								
63 – 80	3UA5800-2UZ2								
3UA58 30	Contactor® mounting (3TF50)	70 – 95	3UA5830-5B	8805.-	1				
		85 – 105	3UA5830-5C	8975.-	1				
		95 – 120	3UA5830-5D						
3UA62	Independent mounting	85 – 135	3UA6230-5A	12795.-	1				
		115 – 180	3UA6230-5B						
		160 – 250	3UA6230-5C	17680.-	1				
3UA68	Independent mounting	200 – 320	3UA6230-5D	18205.-	1				
		250 – 400	3UA6230-5E						
		320 – 500	3UA6830-5F	23525.-	1				
400 – 630	3UA6830-5G								

© Can be converted to independent mounting using accessory.

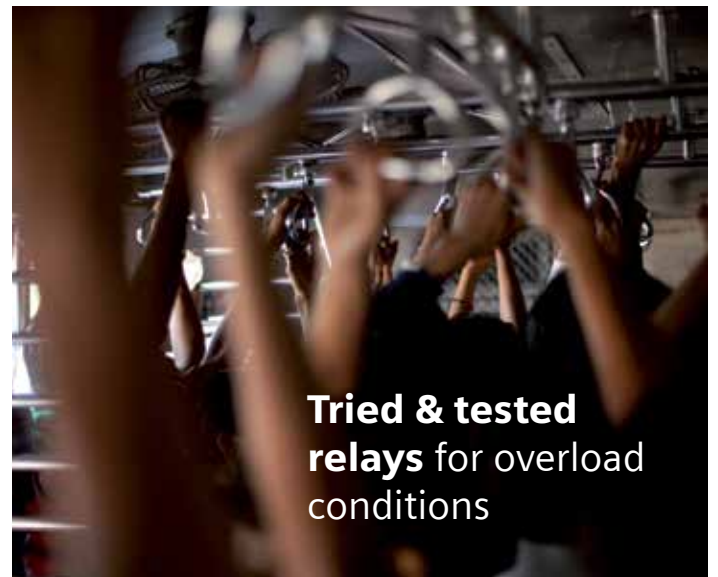
Relays for heavy starting applications, independent mounting

Current setting range A	Type	Unit LP ₹	Current setting range A	Type	Unit LP ₹	Std. pkg. (nos.)
2.5 – 4	3UC5030-5E	22245.-	40 – 63	3UC5830-5G	22245.-	1
4 – 6.3	3UC5030-5G		22670.-	63 – 100	3UC6230-5J	1
6.3 – 10	3UC5030-5J			100 – 160	3UC6230-5A	
8 – 12.5	3UC5030-5K			125 – 200	3UC6630-5B	
10 – 16	3UC5830-5A			160 – 250	3UC6630-5C	
16 – 25	3UC5830-5C			250 – 400	3UC6630-5E	
25 – 40	3UC5830-5E					

Note: Relays always supplied in manual execution, can be converted at site to auto execution.

Accessories for 3UA birelays

Description	For relay type	Type	Unit LP ₹	Std. pkg. (nos.)
Accessory for independent mounting	3UA50	3UX1418	580.-	1
	3UA52	3UX1420	605.-	1
	3UA55	3UX1425	735.-	1
	3UA58	3UX1421	775.-	1
	3UA58 30	3UX1421-OXA	835.-	1
Resetting plunger funnel	3UA5/6, 3UC5/6	3UX1011 3UX1013	270.-	10 10
Reset cord + holder: 400 mm length 600 mm length	3UA5/6, 3UC5/6	3UX1015 3UX1016	370.-	5 5
Protection cover	3UA58/3UA58 30 Other 3UA5/6	3UX11101YA 3UX11111YA	275.-	10 10
Set of 3 terminals to convert from 3UA5800-2. or 3UA5800-2.Z2 to 3UA5800-2.Z1 3UA5800-2.Z1 or 3UA5800-2.Z2 to 3UA5800-2. 3UA5800-2. or 3UA5800-2.Z1 to 3UA5800-2.Z2		3UX5811 3UX5812 3UX5813	210.-	10 10 10



**Tried & tested
relays for overload
conditions**

■ Stock items

MRP - Maximum Retail Price

LP - List Price



Motor Protection Circuit Breakers - 3RV



Class 10, without auxiliary switch, standard switching capacity, screw terminals

MPCB Specifications			MPCB with Standard release ¹⁾		MPCB with "relay function" ²⁾		MPCB with "Mag only" Release ³⁾		MPCB for transformer protection	
MPCB Size	MPCB rated current A	MPCB overload range A	Type*	Unit LP ₹	Type*	Unit LP ₹	Type*	Unit LP ₹	Type*	Unit LP ₹
S00	0.16	0.11...0.16	3RV2011-0AA10	5915.-	3RV2111-0AA10	7480.-	3RV2311-0AC10	5815.-	3RV2411-0AA10	10060.-
	0.2	0.14...0.2	3RV2011-0BA10		3RV2111-0BA10		3RV2311-0BC10		3RV2411-0BA10	
	0.25	0.18...0.25	3RV2011-0CA10		3RV2111-0CA10		3RV2311-0CC10		3RV2411-0CA10	
	0.32	0.22...0.32	3RV2011-0DA10	6830.-	3RV2111-0DA10	8630.-	3RV2311-0DC10	6685.-	3RV2411-0DA10	10650.-
	0.4	0.28...0.4	3RV2011-0EA10		3RV2111-0EA10		3RV2311-0EC10		3RV2411-0EA10	
	0.5	0.35...0.5	3RV2011-0FA10		3RV2111-0FA10		3RV2311-0FC10		3RV2411-0FA10	
	0.63	0.45...0.63	3RV2011-0GA10	6895.-	3RV2111-0GA10	8710.-	3RV2311-0GC10	6875.-	3RV2411-0GA10	10750.-
	0.8	0.55...0.8	3RV2011-0HA10		3RV2111-0HA10		3RV2311-0HC10		3RV2411-0HA10	
	1	0.7...1	3RV2011-0JA10		3RV2111-0JA10		3RV2311-0JC10		3RV2411-0JA10	
	1.25	0.9...1.25	3RV2011-0KA10	7090.-	3RV2111-0KA10	8950.-	3RV2311-0KC10	6940.-	3RV2411-0KA10	11770.-
	1.6	1.1...1.6	3RV2011-1AA10		3RV2111-1AA10		3RV2311-1AC10		3RV2411-1AA10	
	2	1.4...2	3RV2011-1BA10		3RV2111-1BA10		3RV2311-1BC10		3RV2411-1BA10	
	2.5	1.8...2.5	3RV2011-1CA10	7230.-	3RV2111-1CA10	9035.-	3RV2311-1CC10	7005.-	3RV2411-1CA10	10750.-
	3.2	2.2...3.2	3RV2011-1DA10		3RV2111-1DA10		3RV2311-1DC10		3RV2411-1DA10	
	4	2.8...4	3RV2011-1EA10		3RV2111-1EA10		3RV2311-1EC10		3RV2411-1EA10	
	5	3.5...5	3RV2011-1FA10	7605.-	3RV2111-1FA10	9615.-	3RV2311-1FC10	7140.-	3RV2411-1FA10	10750.-
	6.3	4.5...6.3	3RV2011-1GA10		3RV2111-1GA10		3RV2311-1GC10		3RV2411-1GA10	
8	5.5...8	3RV2011-1HA10	3RV2111-1HA10		3RV2311-1HC10		3RV2411-1HA10			
10	7...10	3RV2011-1JA10	7745.-	3RV2111-1JA10	9700.-	3RV2311-1JC10	7510.-	3RV2411-1JA10	11770.-	
12.5	9...12.5	3RV2011-1KA10		3RV2111-1KA10		3RV2311-1KC10		3RV2411-1KA10		
16	10...16	3RV2011-4AA10		3RV2111-4AA10		3RV2311-4AC10		3RV2411-4AA10		
S0	16	10...16	3RV2021-4AA10	10030.-	3RV2121-4AA10	11905.-	3RV2321-4AC10	9070.-	3RV2421-4AA10	12130.-
	20	13...20	3RV2021-4BA10	10710.-	3RV2121-4BA10	13300.-	3RV2321-4BC10	10435.-	3RV2421-4BA10	12755.-
	22	16...22	3RV2021-4CA10		3RV2121-4CA10		3RV2321-4CC10		3RV2421-4CA10	21185.-
	25	18...25	3RV2021-4DA10	18050.-	3RV2121-4DA10	29865.-	3RV2321-4DC10	17390.-	3RV2421-4DA10	23685.-
	28	23...28	3RV2021-4NA10		3RV2121-4NA10		3RV2321-4NC10		-	-
	32	27...32	3RV2021-4EA10		3RV2121-4EA10		3RV2321-4EC10		-	-
	36	30...36	3RV2021-4PA10	20635.-	-	-	3RV2321-4PC10	20060.-	-	-
40	34...40	3RV2021-4FA10	-	-	-	3RV2321-4FC10	-	-	-	
S2	25	18...25	3RV2031-4DA10	19250.-	3RV2131-4DA10	30495.-	3RV2331-4DC10	17745.-	3RV2431-4DA10	24180.-
	32	22...32	3RV2031-4EA10	21195.-	3RV2131-4EA10	33585.-	3RV2331-4EC10	20285.-	3RV2431-4EA10	29125.-
	36	28...36	3RV2031-4PA10		3RV2131-4PA10		3RV2331-4PC10		3RV2431-4PA10	32145.-
	40	32...40	3RV2031-4UA10	25880.-	3RV2131-4UA10	35280.-	3RV2331-4UC10	24465.-	3RV2431-4UA10	32750.-
	45	35...45	3RV2031-4VA10		3RV2131-4VA10		3RV2331-4VC10		3RV2431-4VA10	
	52	42...52	3RV2031-4WA10		3RV2131-4WA10		3RV2331-4WC10		3RV2431-4WA10	
	59	49...59	3RV2031-4XA10	26710.-	3RV2131-4XA10	37085.-	3RV2331-4XC10	24660.-	3RV2431-4XA10	33950.-
	65	54...65	3RV2031-4JA10	28025.-	3RV2131-4JA10	38945.-	3RV2331-4JC10	25900.-	-	-
73	62...73	3RV2031-4KA10	3RV2131-4KA10		3RV2331-4KC10		-		-	
80	70...80	3RV2031-4RA10	3RV2131-4RA10		3RV2331-4RC10		-		-	
S3	50	36...50	3RV2041-4HA10	26780.-	3RV2142-4HA10	37720.-	3RV2341-4HC10	24585.-	-	-
	63	45...63	3RV2041-4JA10	27030.-	3RV2142-4JA10		3RV2341-4JC10	24815.-	-	-
	75	57...75	3RV2041-4KA10	28375.-	3RV2142-4KA10	39655.-	3RV2341-4KC10	26070.-	-	-
	84	65...84	3RV2041-4RA10		3RV2142-4RA10		3RV2341-4RC10		-	-
	93	75...93	3RV2041-4YA10		3RV2142-4YA10		3RV2341-4YC10		-	-
100	80...100	3RV2041-4MA10	28635.-	3RV2142-4MA10	-	3RV2341-4MC10	26315.-	-	-	

1) MPCB trips on SC and also on OL

2) MPCB trips on SC and opens contactor on OL

3) MPCB trips on SC

* Spring type terminals are not available for relay function MPCB 3RV21

* 3RV20 and 3RV23: For ordering spring type terminal please replace 11th digit from "1" to "2" (available upto 32A in S00 and S0 only)

Standard packing for all above products is 1 no.

Class 10, without auxiliary switch, increased switching capacity (100kA), screw terminals

MPCB Specifications			MPCB with Standard release ¹⁾		MPCB with "relay function" ²⁾		MPCB with "Mag only" Release ³⁾	
MPCB Size	MPCB rated current A	MPCB overload range A	Type	Unit LP ₹	Type	Unit LP ₹	Type	Unit LP ₹
S2	25	18 ... 25	3RV2032-4DA10	24740.-	-	-	3RV2332-4DC10	21310.-
	32	22 ... 32	3RV2032-4EA10	26785.-	-	-	3RV2332-4EC10	
	36	28 ... 36	3RV2032-4PA10	28845.-	-	-	3RV2332-4PC10	
	40	32 ... 40	3RV2032-4UA10	31040.-	-	-	3RV2332-4UC10	
	45	35 ... 45	3RV2032-4VA10	34340.-	-	-	3RV2332-4VC10	
	52	42 ... 52	3RV2032-4WA10	34655.-	-	-	3RV2332-4WC10	
	59	49 ... 59	3RV2032-4XA10	34960.-	-	-	3RV2332-4XC10	
	65	54 ... 65	3RV2032-4JA10		-	-	3RV2332-4JC10	
	73	62 ... 73	3RV2032-4KA10		-	-	3RV2332-4KC10	
S3	40	28 ... 40	3RV2042-4FA10	31090.-	3RV2142-4FA10	34330.-	3RV2342-4FC10	31685.-
	50	36 ... 50	3RV2042-4HA10	34815.-	3RV2142-4HA10	37720.-	3RV2342-4HC10	33630.-
	63	45 ... 63	3RV2042-4JA10	35295.-	3RV2142-4JA10		3RV2342-4JC10	
	75	57 ... 75	3RV2042-4KA10	40315.-	3RV2142-4KA10	39655.-	3RV2342-4KC10	35310.-
	84	65 ... 84	3RV2042-4RA10	42105.-	3RV2142-4RA10		3RV2342-4RC10	
	93	75 ... 93	3RV2042-4YA10		3RV2142-4YA10		3RV2342-4YC10	
		100	80 ... 100	3RV2042-4MA10	42495.-	3RV2142-4MA10		3RV2342-4MC10

Class 20, without auxiliary switch, screw terminals

MPCB Specifications					MPCB with Standard release ¹⁾		Std. pkg. (nos.)
MPCB Size	MPCB rated current A	MPCB overload range A	MPCB Short circuit setting A	Breaking capacity kA	Type ¹⁾	Unit LP ₹	
S2	14	9.5 ... 14	208	65	3RV2031-4SB10	23640.-	1
	17	12 ... 17	260	65	3RV2031-4TB10		1
	20	14 ... 20	260	65	3RV2031-4BB10		1
	25	18 ... 25	325	65	3RV2031-4DB10	26125.-	1
	32	22 ... 32	416	65	3RV2031-4EB10	27970.-	1
	36	28 ... 36	520	65	3RV2031-4PB10	29410.-	1
	40	32 ... 40	585	65	3RV2031-4UB10	30995.-	1
	45	35 ... 45	650	65	3RV2031-4VB10	33885.-	1
	52	42 ... 52	741	65	3RV2031-4WB10	34415.-	1
	59	49 ... 59	845	65	3RV2031-4XB10	34795.-	1
65	54 ... 65	845	65	3RV2031-4JB10	1		
S3	40	28 ... 40	520	100	3RV2042-4FB10	36055.-	1
	50	36 ... 50	650	100	3RV2042-4HB10		1
	63	45 ... 63	819	100	3RV2042-4JB10		1
	75	57 ... 75	975	100	3RV2042-4KB10		1
	84	65 ... 84	1170	100	3RV2042-4RB10		1
	93	75 ... 93	1300	100	3RV2042-4YB10		1
	100	80 ... 100	1300	100	3RV2042-4MB10	36390.-	1

1) MPCB trips on SC and also on OL 2) MPCB trips on SC and opens contactor on OL 3) MPCB trips on SC

Standard packing for all above products is 1 no.

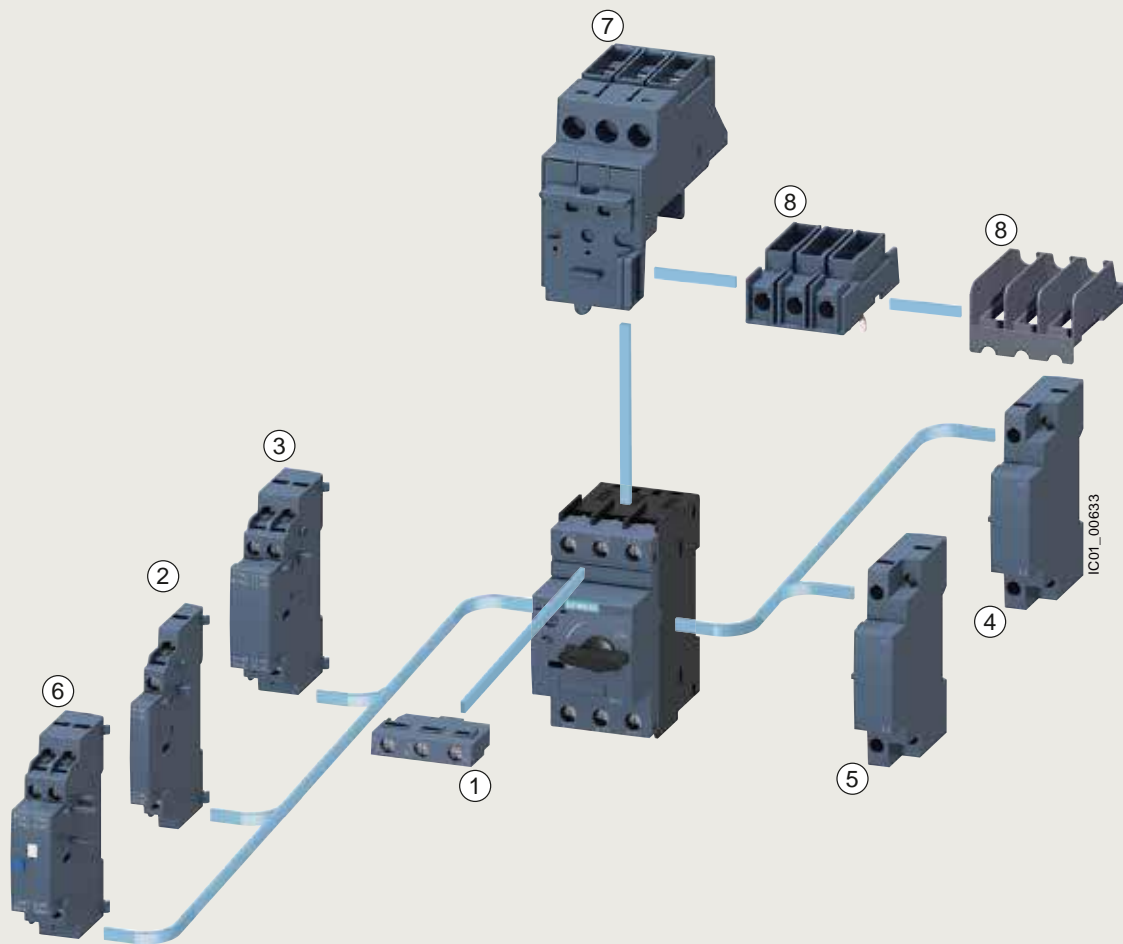
Circuit breaker size S00 for motor protection, Toggle Switch

Rating	Type *	Unit LP ₹	Rating	Type *	Unit LP ₹
0.11...0.16	3RV1011-0AA10	5575.-	1.1...1.6	3RV1011-1AA10	6890.-
0.14 ... 0.2	3RV1011-0BA10		1.4 ... 2	3RV1011-1BA10	
0.18...0.25	3RV1011-0CA10		1.8...2.5	3RV1011-1CA10	
0.22 ... 0.32	3RV1011-0DA10	5895.-	2.2 ... 3	3RV1011-1DA10	6915.-
0.28...0.4	3RV1011-0EA10		2.8...4	3RV1011-1EA10	
0.35 ... 0.5	3RV1011-0FA10	6840.-	3.5 ... 5	3RV1011-1FA10	7225.-
0.45...0.63	3RV1011-0GA10		4.5 ... 6	3RV1011-1GA10	
0.55 ... 0.8	3RV1011-0HA10		5.5 ... 8	3RV1011-1HA10	
0.7...1	3RV1011-0JA10		7 ... 10	3RV1011-1JA10	
0.9 ... 1.25	3RV1011-0KA10	6890.-	9 ... 12	3RV1011-1KA10	7935.-



Standard packing for all above products is 1 no.

* Use with accessories for 3RV2.



Accessories complimenting the application

Mountable accessories

- ① Transverse auxiliary switch
- ② Lateral auxiliary switch with 2 contacts
- ③ Lateral auxiliary switch with 4 contacts
- ④ Shunt release (can not be used with 3RV21 motor starter protectors)
- ⑤ Undervoltage release without/with leading contacts (can not be used with 3RV21 motor starter protectors)
- ⑥ Signaling switch (can not be used with 3RV27 and 3RV28 circuit breakers)
- ⑦ Isolator module (can not be used with 3RV2.4, 3RV27 and 3RV28 circuit breakers)
- ⑧ Terminal block type E or phase barriers

www.siemens.co.in

SIEMENS

Accessories for 3RV2

Mountable accessories

Type of accessory	Version	MPCB size	Type*	Unit LP ₹	Std. pkg. (nos.)
Transverse auxiliary switches With screw terminals, mountable on front	1 CO	S00 ... S3	3RV2901-1D#	1010.-	1
	1 NO + 1 NC	S00 ... S3	3RV2901-1E	1300.-	1
	2NO	S00 ... S3	3RV2901-1F	1325.-	1
Transverse auxiliary switches for operation in dusty atmospheres and in solid-state circuits with low operating currents	1 CO	S00 ... S3	3RV2901-1G#	3995.-	1
Covers for transverse auxiliary switches		S00 ... S3	3RV2901-0H#	595.-	10
Lateral auxiliary switches with screw terminals mountable on the left	1 NO + 1 NC	S00 ... S3	3RV2901-1A	1435.-	1
	2 NO		3RV2901-1B	1345.-	1
	2 NC		3RV2901-1C		1
	2 NO + 2 NC		3RV2901-1J#	2300.-	1
Signaling switches (Alarm contacts) Mountable on the left side	Separate tripped and short-circuit alarms, 1 NO + 1 NC each	S00 ... S3	3RV2921-1M	2485.-	1
Isolator modules (for isolating individual MPCB)	Lockable in disconnected position	S00, S0	3RV2928-1A#	5250.-	1
		S2 (Up to 65A only)	3RV2938-1A#	6295.-	1
Fuse Monitoring MPCB		S00	3RV16110BD10	9975.-	1

Spring type terminals are not available for this accessory

* For ordering with spring type terminals, please replace 8th digit from '1' to '2'

Type of accessory®	Version	MPCB size	Type*	Unit LP ₹	Std. pkg. (nos.)
Undervoltage trip units, Screw terminals	24 V DC	S00 ... S3	3RV2902-1AB4#	9635.-	1
	110 V AC 50Hz / 120 V AC 60Hz		3RV2902-1AF0#		1
	230 V AC 50Hz / 240 V AC 60Hz		3RV2902-1AP0		1
	400 V AC 50Hz / 440 V AC 60Hz		3RV2902-1AV0		1
Shunt trip units, Screw terminals	20...24V 50/60 Hz (100% ON period)		3RV2902-1DB0	3570.-	1
	20...70V 50/60Hz, DC (5s ON period)		3RV2902-1DF0		1
	90...110V 50/60 Hz (100% ON period)				1
	70...190V 50/60Hz, DC (5s ON period)		3RV2902-1DP0		1
	210...240V 50/60 Hz (100% ON period)				1
	190...330V 50/60Hz, DC (5s ON period)		3RV2902-1DV0#		1
	350...415V 50/60 Hz (100% ON period)	1			
330...500V 50/60Hz, DC (5s ON period)					

Spring type terminals are not available for this accessory

* For ordering with spring type terminals, please replace 8th digit from '1' to '2'

@ One auxiliary release can be mounted on the right side. (does not apply to 3RV11 motor starter protectors with overload relay function)

Accessories for 3RV2 / 3RV1

Fixing accessories

Type of accessory	Version	For MPCB size	Type*	Unit LP ₹	Std. pkg. (nos.)
Push-in lugs	For screwing the motor starter protector onto mounting plates. For each motor starter protector, 2 units are required.	For 3RV1: S00,S0	3RB1900-0B	30.-	(1pack = 10 pcs)
Push-in lugs		For 3RV2: S00,S0	3RV2928-0B	25.-	(1pack = 10 pcs)

Enclosure With EMERGENCY STOP rotary operating mechanism, Lockable in 0 position

Degree of protection	Integrated terminals	Installation width (for switch + lateral auxiliary switch)	For MPCB size	Type*	Unit LP ₹	Std. pkg. (nos.)
IP55	N and PE	54 mm	S00, S0	3RV1923-1FA00	2510.-	1
		82 mm	S2	3RV1933-1GA00	8185.-	1

Accessories for 3RV2 / 3RV1

Door-coupling rotary operating mechanism

Description	Size	Type	Unit LP ₹	Std. pkg. (nos.)
Door operating mechanism with door interlock, defeat facility, padlocking facility. Extension shaft 300mm (fixed coupler) Breaker operating kit & front drive for size	S00, S0	3RV19261B-Z [®]	4035.-	1
	S2	3RV19361B-Z [®]	4455.-	1
	S3 [§]	3RV19461B-Z [®]	5860.-	1
Front drive – fixed coupler (available as spare)	S00, S0, S2, S3	8UC626 [#]	1360.-	1

@ One set available with breaker operator kit and 8UC front drive together

MRP

§ To use door-operating mechanism, on 3RV2 - Size S3, the knob attachment on breaker must be disassembled.

Busbar accessories

Type of accessory	Version	Conductor cross-section			For MPCB size	Type	Unit LP ₹	Std. pkg. (nos.)
		Solid or stranded	Finely stranded with end sleeve	AWG cable, solid or stranded				
		mm ²	mm ²	AWG				
3-phase Infeed terminals	Connection from top	2.5...25	2.5...16	10 ... 4	3RV2 S00, S0	3RV2925-5AB	1955.-	1
		2 x (2.5 ... 50) ²⁾	2 x (2.5 ... 35) ²⁾	2 x (10.. 1/0) ²⁾	3RV2 S2	3RV2935-5A	2055.-	1
		1 x (2.5 ... 70) ²⁾	1 x (2.5 ... 50) ²⁾	1 x (10 ... 2/0) ²⁾				1
	Connection from bottom*	2.5...25	2.5...16	10 ... 4	3RV2 S00, S0	3RV2915-5B		1



* This terminal is connected in place of a switch, please take the space requirement into account.


2) If two different conductor cross-sections are connected to one clamping point, both cross-sections must be in the range specified.



Accessories for 3RV2 / 3RV1

Busbar accessories

Type of accessory ¹⁾	Modular spacing mm	Number of MPCBs that can be connected			Current rating at 690V A	For MPCB size *	Type	Unit LP ₹	Std. pkg. (nos.)	
		Without lateral accessories	With lateral auxiliary switch	Incl. auxiliary release						
3-phase busbar system	45 ³⁾	2	-	-	63	S00, S0	3RV1915-1AB	1655.-	1	
		3	-	-		S00, S0	3RV1915-1BB	1770.-	1	
		4	-	-		S00, S0	3RV1915-1CB	2510.-	1	
		5	-	-		S00, S0	3RV1915-1DB	2845.-	1	
		-	2	-		S00, S0	3RV1915-2AB	1690.-	1	
	55 ⁴⁾	-	3	-		S00, S0	3RV1915-2BB	1770.-	1	
		-	4	-		S00, S0	3RV1915-2CB	2410.-	1	
		-	5	-		S00, S0	3RV1915-2DB	2845.-	1	
		2	-	-		108	S2	3RV1935-1A	2425.-	1
		3	-	-				3RV1935-1B	3050.-	1
	4	-	-	3RV1935-1C				3730.-	1	
	63 ⁵⁾	-	-	2		63	S00, S0	3RV1915-3AB	2185.-	1
		-	-	4				3RV1915-3CB	2855.-	1
	75 ⁵⁾	-	2	2		108	S2	3RV1935-3A	3730.-	1
		-	3	3				3RV1935-3B	3470.-	1
-		4	4	3RV1935-3C	4910.-			1		
Covers for connection tags (Touch protection for empty positions)						S00, S0	3RV1915-6AB	250.-	10	
						S2	3RV1935-6A	450.-	5	



- 1) Not suitable for 3RV21 MPCBs with overload relay function
 - 3) Auxiliary releases and lateral auxiliary switches cannot be used in combination.
 - 4) For 3RV2 MPCB with auxiliary switches 2 NO and 2 NC mounted on the left (9 mm wide).
 - 5) For 3RV2 MPCB with mounted accessories (18 mm wide). Auxiliary switches with 2 NO + 2 NC or signaling switch (mounted on the left) or with auxiliary release (mounted on the right).
- * Approved for motor starter protectors size S0 , up to 32 A.

Mounting accessories

Type of accessory	Version	For MPCB size	Type*	Unit LP ₹	Std. pkg. (nos.)
Scale covers, for covering the set current scale		3RV20, 3RV21, 3RV24: S00 ... S2	3RV2908-0P	140.-	10
Covers for devices with box terminals	2 units required per device (Main current level)	3RV2 S2	3RT2936-4EA2	245.-	1





Continuing the Legacy...

3VS Motor Protection Circuit Breakers

www.siemens.co.in


MPCBs for motor protection

Overload release range A	Type (w/o aux. contact)	Unit LP ₹	Type (with 1NO+1NC)	Unit LP ₹	Std. pkg. (nos)
0.1 - 0.16	3VS1300-0MB00	4365.-	3VS1300-1MB00	5235.-	1
0.16 - 0.24	3VS1300-0MC00		3VS1300-1MC00		1
0.24 - 0.4	3VS1300-0MD00		3VS1300-1MD00		1
0.4 - 0.6	3VS1300-0ME00	5085.-	3VS1300-1ME00	5955.-	1
0.6 - 1	3VS1300-0MF00		3VS1300-1MF00		1
1 - 1.6	3VS1300-0MG00	5120.-	3VS1300-1MG00	6185.-	1
1.6 - 2.4	3VS1300-0MH00		3VS1300-1MH00		1
2 - 3.2	3VS1300-0NH00	5360.-	3VS1300-1NH00	6240.-	1
2.4 - 4	3VS1300-0MJ00		3VS1300-1MJ00		1
3.2 - 5	3VS1300-0NJ00		3VS1300-1NJ00		1
4 - 6	3VS1300-0MK00		3VS1300-1MK00		1
5 - 8	3VS1300-0NK00	5410.-	3VS1300-1NK00	6300.-	1
6 - 10	3VS1300-0ML00		3VS1300-1ML00		1
8 - 13	3VS1300-0NL00		3VS1300-1NL00		1
10 - 16	3VS1300-0MM00	6510.-	3VS1300-1MM00	7310.-	1
14 - 20	3VS1300-0MN00	6635.-	3VS1300-1MN00	7445.-	1
18 - 25	3VS1300-0MP00	7400.-	3VS1300-1MP00	7945.-	1
6 - 10	3VS1600-0ML00	12095.-	3VS1600-1ML00	13640.-	1
10 - 16	3VS1600-0MM00		3VS1600-1MM00		1
16 - 25	3VS1600-0MN00		3VS1600-1MN00		1
22 - 32	3VS1600-0MP00	14180.-	3VS1600-1MP00	15090.-	1
28 - 40	3VS1600-0MQ00	15930.-	3VS1600-1MQ00	16745.-	1
36 - 52	3VS1600-0MR00		3VS1600-1MR00		1

Accessories are common for 3VS & 3VU

Accessories for 3VS/3VU

Description	Version	Type	Unit LP ₹	Std. pkg. (nos.)
Add-on aux. block	1 NO + 1 NC	■ 3VU9131-3AA00	1270.-	1
Short-circuit signaling switch	1 NO + 1 NC	■ 3VU9131-7AA00	1465.-	1
Undervoltage release	230 V, 50 Hz	3VU9132-0AB15	3485.-	1
Shunt trip	230 V, 50 Hz 24 V, 50 Hz DC 110-240 V	3VU9132-0AB55	3450.-	1
		3VU9132-0AB50	3485.-	1
		3VU9132-0AB73	3485.-	1
Toggle padlocking device	Locking in Off pos	3VU9168-0KA00	940.-	1



3TF-3VS/3VU Connector**

MPCB		Contactor		Type of Connector	Unit LP ₹	Std. pkg. (nos.)
Type	Current	Type Rating	AC3 Current Rating			
3VS13/ 3VU13	0.16 to 20A	3TF30 / 31	9 / 12 A	3TS9001-8K	410.-	1
3VS13/ 3VU13	6 to 25A	3TF32 / 33	16 / 22A	3TS9002-8K	485.-	1

** For more details refer page no. 38

Description	Version	Type	Unit LP ₹	Std. pkg. (nos.)
Three-phase busbar for 3VS13/3VU13 only	In feed terminal (63 A)	3VU9135-1BB01	1745.-	1
	busbars for 2 MPCBs	3VU9135-1AB02	1395.-	1
	busbars for 3 MPCBs	3VU9135-1AB03	1685.-	1
	busbars for 4 MPCBs	3VU9135-1AB04	2170.-	1
	busbars for 5 MPCBs	3VU9135-1AB05	2440.-	1
Door operating mechanism with door interlock, defeat facility, pad locking facility, extension shaft 300mm	Breaker operating kit & front drive (fixed coupler) for 3VS13/3VU13 for 3VS16/3VU16	■ 3VU9133-Z®	3620.-	1
		■ 3VU9163-Z®	3855.-	1
Front drive for 3VS & 3VU	Fixed coupler	■ 8UC616#	1205.-	1

@ 1 set available with breaker operator kit and 8UC front drive together

MRP



■ Stock items

Please order in multiples of standard packing.

LP - List Price

SIEMENS



977-3513-771 | sales@sapowercontrol.com

SIRIUS 3RW Soft Starters

As versatile as your application

www.siemens.co.in

Strong portfolio:
comprehensive, co-ordinated soft starter portfolio



Intelligent operation:
concentrated, application-specific functionality



Efficient switching:
hybrid switching technology on board



Ready for a digital future:
data available whenever and wherever needed



Digital soft starters - SIRIUS 3RW30/40/50



- 3RW30**
From 1.5 - 55 kW
- Compact design
 - Integrated bypass contact system
 - Soft start
 - Innovative 2-phase "Polarity Balancing" operation



- 3RW40**
From 5.5 - 55 kW
- Soft start, soft stop, adjustable current limit.
 - Integrated bypass contact system
 - Integrated microprocessor based overload relay with adjustable trip class 10/15/20.
 - Intrinsic device protection to protect against thermal overloading of thyristors.
 - Integrated state and fault monitoring
 - Innovative 2-phase "Polarity Balancing" operation



NEW

- 3RW50**
From 75 to 315 kW
- Soft starting and smooth ramp-down due to soft torque function
 - Hybrid-switching technology with 2-phase control
 - Parameterization via rotary coding switches
 - ATEX/IECEx certified – hence suitable for motors in potentially explosive atmosphere
 - Optional HMI modules and communication modules (external connection)
 - Optional TIA integration

Rated operating voltage U _e , In line circuit V AC	Motor rating at 415V, 40°C, normal starting, in line circuit kW	Rated operating current I _e (AC-53a) A (40°C/50°C/60°C)	Type	Unit LP ₹	Std. pkg. (nos)
200-480	1.5	3.6/3.3/3	3RW3013-1BB\$4	17380.-	1
200-480	3	6.5/6/5.5	3RW3014-1BB\$4	20165.-	1
200-480	4	9/8/7	3RW3016-1BB\$4	23110.-	1
200-480	5.5	12.5/12/11	3RW3017-1BB\$4	27375.-	1
200-480	7.5	17.6/17/14	3RW3018-1BB\$4	32950.-	1
200-480	11	25.3/23/21	3RW3026-1BB\$4	36395.-	1
200-480	15	32.2/29/26	3RW3027-1BB\$4	47535.-	1
200-480	18.5	38/34/31	3RW3028-1BB\$4	59350.-	1
200-480	22	45/42/39	3RW3036-1BB\$4	64585.-	1
200-480	30	65/58/53	3RW3037-1BB\$4	87855.-	1
200-480	37	72/62.1/60	3RW3038-1BB\$4	108180.-	1
200-480	45	80/73/66	3RW3046-1BB\$4	121295.-	1
200-480	55	106/98/90	3RW3047-1BB\$4	134410.-	1

\$ Order No. supplement for rated control supply voltage U_s • 24 V AC/DC **0** • 110 ... 230 V AC/DC **1**

Rated operating voltage U _e , In line circuit V AC	Motor rating at 415V, 40°C, normal starting, in line circuit kW	Rated operating current I _e (AC-53a) A (40°C/50°C/60°C)	Type	Unit LP ₹	Std. pkg. (nos)
200...480	5.5	12.5 / 11 / 10	3RW4024-1BB\$4	47820.-	1
200...480	11	25 / 23 / 21	3RW4026-1BB\$4	59080.-	1
200...480	15	32 / 29 / 26	3RW4027-1BB\$4	73180.-	1
200...480	18.5	38 / 34 / 31	3RW4028-1BB\$4	90065.-	1
200...480	22	45 / 42 / 39	3RW4036-1BB\$4	102105.-	1
200...480	30	63 / 58 / 53	3RW4037-1BB\$4	120595.-	1
200...480	37	72 / 62 / 60	3RW4038-1BB\$4	136660.-	1
200...480	45	80 / 73 / 66	3RW4046-1BB\$4	154090.-	1
200...480	55	106 / 98 / 90	3RW4047-1BB\$4	171520.-	1

\$ Control Voltage Code: • 24 V AC/DC **0** • 110 ... 230 V AC/DC **1**

For ordering 3RW40 soft starters with thermistor protection in the above range:

- Add ₹ 10425.- to corresponding prices and
- Change the 9th digit in the type reference to 'T' from 'B'.

NEW

Rated operating voltage U _e , In line circuit V AC	Motor rating at 415V, 40°C, normal starting, in line circuit kW	Rated operating current I _e (AC-53a) A (40°C/50°C)	Type	Unit LP ₹	Std. pkg. (nos)
200 ... 480	75	143 / 128	3RW5055-6AB\$4	193960.-	1
200 ... 480	90	171 / 153	3RW5056-6AB\$4	239605.-	1
200 ... 480	110	210 / 186	3RW5072-6AB\$4	266860.-	1
200 ... 480	132	250 / 220	3RW5073-6AB\$4	273825.-	1
200 ... 480	160	315 / 279	3RW5074-6AB\$4	330885.-	1
200 ... 480	200	370 / 328	3RW5075-6AB\$4	365100.-	1
200 ... 480	250	470 / 416	3RW5076-6AB\$4	399330.-	1
200 ... 480	315	570 / 504	3RW5077-6AB\$4	426875.-	1

\$ Control Voltage Code: • 24 V AC/DC **0** • 110 ... 230 V AC/DC **1**

- For 3RW50 with operating voltage U_e 200...600V AC: Change the last digit of MLFB from "4" to "5" and increase the standard operating voltage list price by 15%.
- For 3RW50 with thermistor motor protection change the 9th digit of MLFB from "A" to "T"

SIRIUS 3RW52-Standard Applications

From 5.5 - 315kW

- Main Voltage: 200-480V & 200-600V
- Bypass System: Integrated (Hybrid technology)
- Controlled Phases: 3
- Connection Type: Standard & Inside Delta
- Control Voltage: 24V AC/DC & 110-250V AC
- Motor over load protection class: 10A, 10E, 20E
- Analog output: 0-10V & 4-20mA (Optional)
- Communication protocol (Optional) - PN-Std, PN-HF, PB, MB-TCP, MB-RTU
- Operator Panel: Standard and High features HMI (Optional)



Rated operating voltage Ue, in line circuit V AC	Motor rating at 415V, 40°C, normal starting, (in line circuit) kW	Motor rating at 415V, 40°C, normal starting, (in delta circuit) kW	Rated operating current Ie (AC-53a) A (40°C/50°C)	Type	Unit LP ₹	Std. pkg. (nos)
200...480	5.5	11	13/11.5	3RW5213-1AC\$4	80765.-	1
200...480	7.5	15	18/15.9	3RW5214-1AC\$4	89740.-	1
200...480	11	18.5	25/22.3	3RW5215-1AC\$4	103190.-	1
200...480	15	22	32/28.4	3RW5216-1AC\$4	109060.-	1
200...480	18.5	30	38/33.5	3RW5217-1AC\$4	128545.-	1
200...480	22	45	47/41.6	3RW5224-1AC\$4	136325.-	1
200...480	30	55	63/55.5	3RW5225-1AC\$4	163600.-	1
200...480	37	75	77/68	3RW5226-1AC\$4	194755.-	1
200...480	45	90	93/82.5	3RW5227-1AC\$4	245370.-	1
200...480	55	110	113/101	3RW5234-6AC\$4	284335.-	1
200...480	75	132	143/128	3RW5235-6AC\$4	311600.-	1
200...480	90	160	171/151	3RW5236-6AC\$4	321645.-	1
200...480	110	200	210/186	3RW5243-6AC\$4	332495.-	1
200...480	132	250	250/220	3RW5244-6AC\$4	361005.-	1
200...480	160	315	315/279	3RW5245-6AC\$4	389490.-	1
200...480	200	355	370/328	3RW5246-6AC\$4	459600.-	1
200...480	250	400	470/416	3RW5247-6AC\$4	522510.-	1
200...480	315	560	570/504	3RW5248-6AC\$4	662125.-	1

\$ Control voltage code: • 24V AC/DC 0 • 110---250 V AC 1

* – For 3RW52 with operating voltage Ue 200...600V AC - change the last digit of MLFB from "4" to "5" and increase the standard operating voltage list price by 15%.
 – For 3RW52 with thermistor motor protection, change the 9th digit of MLFB from "A" to "T"

Note: Commissioning service is available at extra cost.

In the event of deviating conditions or higher switching frequency, it may be necessary to choose a larger unit.


Siemens recommends use of selection and simulation program [Simulation Tool for Soft Starters \(STS\)](#).


Refer technical specifications for more details.


For more details, please visit: www.siemens.com/softstarter


Soft Starter selection made handy!


with few clicks on your mobile











3RW55: for heavy duty and high end applications

From 5.5 - 315 kW

NEW



977-3513-771 | sales@sapowercontrol.com

- Main Voltage: 200-480V & 200-690V
- Bypass System: Integrated (Hybrid technology)
- Controlled Phases: 3
- Connection Type: Standard & Inside Delta
- Control Voltage: 24V AC/DC & 110-250V AC
- Motor over load protection class: 5/10/15/20/30
- Analog output: 0-10V & 4-20mA (Optional)
- Communication protocol (Optional) - PN-Std, PN-HF, PB, MB-TCP, MB-RTU
- Operator Panel: High features HMI
- Optionally available Failsafe Variant
- With unique Autoparameterisation feature

Rated operating voltage U _e , in line circuit V AC	Motor rating at 415V, 40°C, normal starting, (in line circuit) kW	Motor rating at 415V, 40°C, normal starting, (in delta circuit) kW	Rated operating current I _e (AC-53a) A (40°C/50°C)	Type	Unit LP ₹	Std. pkg. (nos)
200...480	5.5	11	13/11.5	3RW5513-1HA\$4	99210.-	1
200...480	7.5	15	18/15.9	3RW5514-1HA\$4	105535.-	1
200...480	11	18.5	25/22.3	3RW5515-1HA\$4	124165.-	1
200...480	15	22	32/28.4	3RW5516-1HA\$4	146075.-	1
200...480	18.5	30	38/33.5	3RW5517-1HA\$4	172175.-	1
200...480	22	45	47/41.6	3RW5524-1HA\$4	182595.-	1
200...480	30	55	63/55.5	3RW5525-1HA\$4	219120.-	1
200...480	37	75	77/68	3RW5526-1HA\$4	260850.-	1
200...480	45	90	93/82.5	3RW5527-1HA\$4	328665.-	1
200...480	55	110	113/101	3RW5534-6HA\$4	380840.-	1
200...480	75	132	143/128	3RW5535-6HA\$4	417380.-	1
200...480	90	160	171/151	3RW5536-6HA\$4	430820.-	1
200...480	110	200	210/186	3RW5543-6HA\$4	445360.-	1
230...480	132	250	250/220	3RW5544-6HA\$4	483540.-	1
230...480	160	315	315/279	3RW5545-6HA\$4	521690.-	1
230...480	200	355	370/328	3RW5546-6HA\$4	615600.-	1
230...480	250	400	470/416	3RW5547-6HA\$4	699865.-	1
230...480	315	560	570/504	3RW5548-6HA\$4	886885.-	1
200...480	355	630	630/561	3RW5552-6HA\$4	1172255.-	1
200...480	400	710	720/641	3RW5553-6HA\$4	Upon Request	1
200...480	450	800	840/748	3RW5554-6HA\$4		1
200...480	560	1000	1100/979	3RW5556-6HA\$4		1
200...480	710	1200	1280/1139	3RW5558-6HA\$4		1

\$ Control voltage code:

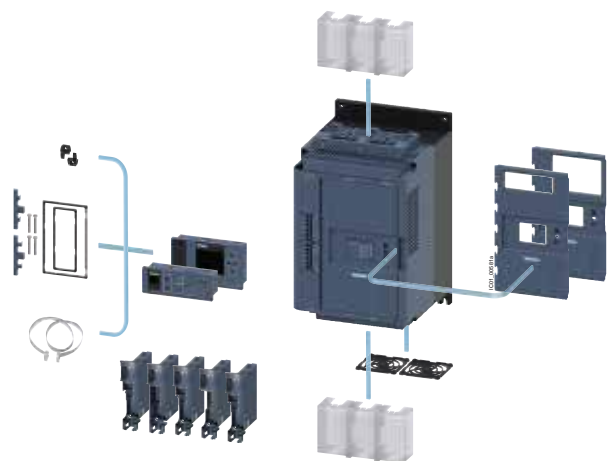
• 24V AC/DC 0 • 115----250 V AC 1

- For 3RW55 with operating voltage U_e 200...690V AC: Change the last digit of MLFB from "4" to "6" and increase the standard operating voltage list price by 30%.

- For 3RW55 with fail safe variant: Change the 10th digit of MLFB from "A" to "F" and increase the standard operating voltage list price by 15% (available up to 315kW)

Accessories for 3RW55/3RW52

Description	Type	Unit LP ₹	Std. pkg. (nos.)
Profibus communication module	3RW5980-0CP00	50950.-	1
ProfiNET communication module	3RW5980-0CS00	57320.-	1
Modbus TCP	3RW5980-0CT00	50950.-	1
External display - Standard HMI	3RW5980-0HS00	17845.-	1
External display - High Featured HMI	3RW5980-0HF00	51550.-	1
Connection cable for Door Mounting of HMI display module	(5 mtr - Flat)	3RW5980-0HC60	12375.-
	(0.1 mtr - Flat)	3UF7931-0AA00-0	1515.-
	(0.5 mtr - Flat)	3UF7932-0BA00-0	4530.-
	(1 mtr - Round)	3UF7937-0BA00-0	5040.-
	(2.5 mtr - Round)	3UF7933-0BA00-0	5420.-
SIRIUS Soft Starter ES V16 Professional	License key on USB flash drive	3ZS1320-6CC12-0YA5	129700.-
	License key downloaded	3ZS1320-6CE12-0YB5	122875.-



Note: Commissioning service is available at extra cost.

Siemens recommends use of selection and simulation program **Simulation Tool for Soft Starters (STS)**.

For more details, please visit: www.siemens.com/softstarter

Simple installation ▶
Thanks to push-in technology.

Wide range of performance ▶
For motors up to 5.5 kW.

Hybrid switching technology ▶
Durable and energy-saving, since
relay contacts are
not subject to loading.

Safety Integrated ▶
Versatile safety solutions:
shutdown via SIMATIC F-CPU or
SIRIUS 3SK safety relay.

Quick stop and limit position disconnect ▶
Load switch off even at high speed –
independent of central controller.

Space requirements reduced by up to 50% ▶
Just 30 mm wide, it is much slimmer
than other distributed I/O systems.

Power bus ▶
Automatic setup with side-by-side
mounting of multiple modules.



ET 200SP - Motor starters up to 5.5 kW

Compact & Intelligent

www.siemens.co.in





Start-up with a small footprint – **SIRIUS 3RM1 Motor Starter**

Multifunctional with a width of just 22.5mm

www.siemens.co.in

3RM1 Compact Starters – DOL and RDOL

Rated operational voltage Ue	Description	Type	Unit LP ₹
48–500V	DOL, upto 0.12KW	3RM10011AA.4	33105.-
48–500V	DOL, 0.09 to 0.75KW	3RM10021AA.4	33105.-
48–500V	DOL, 0.55 to 3KW	3RM10071AA.4	33105.-
48–500V	RDOL, upto 0.12KW	3RM12011AA.4	36040.-
48–500V	RDOL, 0.09 to 0.75KW	3RM12021AA.4	36040.-
48–500V	RDOL, 0.55 to 3KW	3RM12071AA.4	36040.-

Control voltage code @50Hz:

• 24V AC/DC 0

• 110---230V AC,110V DC 1

Accessories

Description	Type	Unit LP ₹
3-phase busbar for 2 3RM1	3RM19101AA	Upon Request
3-phase busbar for 3 3RM1	3RM19101BA	Upon Request
3-phase busbar for 5 3RM1	3RM19101DA	Upon Request
CAP for busbar of 3RM1	3RM19106AA	Upon Request
3-PHASE FEED-IN TERMINAL 3RM1	3RM19201AA	Upon Request





RAJA+ Agriculture Starters & Controllers

Soch Nayi, Vishwaas Wahi!



SIEMENS

Agriculture Starters

NEW



DOL

Starter in S. S. housing, incl. birelay with SPP

Motor rating at 415V, 3ph, 50Hz		Type ¹⁾ (DOL)	Relay range A	Unit MRP ₹	Std. pkg. (nos.)
HP	kW				
0.33	0.25	3TW72911A.64	0.63-1	Refer RAJA+ Pricelist	1
0.75	0.55	3TW72911A.66	1-1.6		1
1	0.75	3TW72911A.68	1.6-2.5		1
1.5	1.1	3TW72911A.69	2-3.2		1
2	1.5	3TW72911A.71	3.2-5		1
3	2.2	3TW72911A.72	4-6.3		1
5	3.7	3TW72911A.74	6.3-10		1
-	-	3TW72911A.75	8-12.5		1
7.5	5.5	3TW72911A.77	10-16		1
10	7.5	3TW72911A.78	12.5-20		1

¹⁾ Enter code for coil voltage, 50Hz (B for 200-400V, W for 415V)

For RAJA+ DOL Starters 3TW72931A... (0.33-5HP) with 18A contactor are IEC 60947-4-1: 2012 compliant without ISI mark

Star Delta

Automatic starter in S.S. housing, incl. birelay with SPP

Motor rating at 415V, 3ph, 50Hz		Type ⁴⁾ (ASD)	Relay range A	Unit MRP ₹	Std. pkg. (nos.)
HP	kW				
10	7.5	3TE72910AW74	6.3-10	Refer RAJA+ Pricelist	1
12.5	9.3	3TE72910A.75	8-12.5		1
15	11	3TE72910A.77	10-16		1
20	15	3TE72910A.78	12.5-20		1
25	18.5	3TE72910A.79	16-25		1

⁴⁾ Enter code for coil voltage, 50Hz (B for 200-400V, W for 415V)

Industrial Starters

DOL

DOL Starter in S.S.housing (without birelay - to be ordered separately)

Motor rating at 415V, 3ph, 50Hz		Type ²⁾ (DOL)	Birelay (recommended)	Unit LP ₹	Std. pkg. (nos.)
HP	kW				
15	11	3TW7493-2AR0*	3US5200-2C8K (16-25A)	8340.-	1
20	15	3TW7494-2A..	3US5600-2D8K (20-32A)	10250.-	1
25	18.5	3TW7495-2A..	3US5600-2Q8K (25-36A)	11710.-	1
30	22	3TW7496-2A..	3US5800-2F8K (32-50A)	14440.-	1
40	30	3TW7497-2A..	3US5800-2T8K (40-57A)	18410.-	1
50	37	3TW7498-2A..	3US5800-2V8K (57-70A)	23880.-	1
60	45	3TW7499-2A..	3US5800-8Y8K (70-95A)	26725.-	1
75	55	3TW7590-2A..	3US5800-5C8K (85-105A)	33485.-	1

* Only coil voltage of 415V 50Hz available

²⁾ Enter code for coil voltage, 50Hz ("R0" for 415V, "P0" for 230V)

[†] 3TE75 have in-built birelay whereas 3TE74 doesn't have in-built birelay

For selection and LPs of spares for Industrial Starter contact sales

Star Delta

Automatic Star delta starter in S.S. housing (without birelay - to be ordered separately)

Motor rating at 415V, 3ph, 50Hz		Type ²⁾ (ASD)	Birelay (recommended)	Unit LP ₹	Std. pkg. (nos.)
HP	kW				
30	22	3TE7493-2A..	3US5600-2C8K (16-25 A)	29690.-	1
40	30	3TE7494-2A..	3US5600-2D8K (20-32 A)	31105.-	1
50	37	3TE7495-2A..	3US5600-2R8K (32-40 A)	43440.-	1
60	45	3TE7496-2A..	3US5800-2F8K (32-50 A)	61620.-	1
75	55	3TE7497-2A..	3US5800-2T8K (40-57 A)	75405.-	1

Automatic Star delta starter in S.S. housing (With in-built birelay)

Motor rating at 415V, 3ph, 50Hz		Type ²⁾ (ASD)	Birelay (recommended)	Unit LP ₹	Std. pkg. (nos.)
HP	kW				
100	75	3TE7594-2AR0* [†]	3US58 00-8Y8K (70-95A) [†]	107310.-	1
125	90	3TE7595-2AR0* [†]	3US58 00-8Y8K (70-95A) [†]	110475.-	1
150	110	3TE7596-2AR0* [†]	3US58 00-5D8K (95-120A) [†]	112045.-	1
180	132	3TE7597-2AR0* [†]	3US62 20-5B8K (115-180A) [†]	119935.-	1

MRP - Maximum Retail Price

LP - List Price

Spares for starters

Spares for 3TW7 Starters

Description	Type	Unit MRP ₹	Std. pkg. (nos.)
Contactora for 200-400V	3TS3010-0AZ608KA0	1460.-	1
Contactora for 200-400V	3TS3210-0AZ608KA0	1905.-	1
Contactora for 415V	3TS3010-0AR008KA0	1460.-	1
Contactora for 415V	3TS3210-0AR008KA0	1905.-	1
Relay	3UW5102-##	2280.-	1
Coil for 200-400V	3TY7403-0AZ6	1000.-	10
Coil for 415V	3TY7403-0AR0	960.-	10

The spares shall be used with starters only.

Contact Sales

Code for 3UW51/52 relay range

Relay range	0.63-1	1-1.6	1.6-2.5	2-3.2	3.2-5	4-6.3	6.3-10	8-12.5	10-16	12.5-20	16-25
Code	0J	1A	1C	1D	1F	1G	1J	1K	2A	2B	2C

Spares for 3TE7 Starters

Description	Type	Unit MRP ₹	Std. pkg. (nos.)
Contactora for 200-400V	3TS3010-0AZ608K	1380.-	1
Contactora for 415V	3TS3010-0AR008K	1380.-	1
Contactora for 200-400V	3TS3210-0AZ608K	1815.-	1
Contactora for 415V	3TS3210-0AR008K	1700.-	1
Contactora for 200-400V	3TS3300-0AZ608K	2425.-	1
Contactora for 415V	3TS3300-0AR008K	2190.-	1
Relay	3UW5102-##	2280.-	1
Relay	3UW5202##	2555.-	1
Coil for 200-400V	3TY7403-0AZ6	1000.-	10
Coil for 415V	3TY7403-0AR0	960.-	10



Water level controller

Description	Type	Unit MRP ₹	Std. pkg. (nos.)
Water level controller relay	110-240V AC/DC Single tank (suction or filling) or dual tank (suction and filling) monitoring	7UG0885-1JU20	2315.- 1
Sensor for water level controller relay	Pack of 3 sensor	7UG0985-0YY00	695.- 1



Electronic timers - 3RP



Function	Time range	Input voltage		Type	Unit LP ₹	Std. pkg (nos.)
		AC (50/60Hz)	DC			
On-delay with 1C/O contacts	0.5 – 10 sec	24/100-127	24	■ 3RP1511-1AQ308K	2790.-	1
		24/200-240	24	■ 3RP1511-1AP308K		
	5 – 100 sec	24/100-127	24	■ 3RP1513-1AQ308K	2800.-	1
		24/200-240	24	■ 3RP1513-1AP308K		
0.05 sec to 100 Hrs. (15 time setting ranges)	24/100-127	24/200-240	24	■ 3RP1525-1AQ308K	4110.-	1
			24	■ 3RP1525-1AP308K		
		24 to 240	24 to 240	■ 3RP1525-1BW308K#	5545.-	1
Off-delay with 1C/O contacts	0.5 – 10 sec	24/100-127	24	■ 3RP1531-1AQ308K	3705.-	1
		24/200-240	24	■ 3RP1531-1AP308K		
	5 – 100 sec	24/100-127	24	■ 3RP1533-1AQ308K	3760.-	1
		24/200-240	24	■ 3RP1533-1AP308K		
Multi-function with 1C/O contacts	0.05 sec to 100 Hrs. (15 time setting ranges)	24 - 240		■ 3RP1505-1AW308K	5725.-	1
		Label set - 8 functions (On delay, Off delay, On+Off delay, flashing, pulse make contact, pulse break contact, pulse shaping and additive ON delay)		3RP1901-0A8K*		
Star-Delta 1NO inst & 1NO delayed	1 – 20 sec	200-240 / 380-440V AC		3RP1574-1NM208K	2825.-	1
	3 – 60 sec	24/100-127	24	■ 3RP1576-1NQ308K	2890.-	1
		24/200-240	24	■ 3RP1576-1NP308K	2890.-	1
		200-240/380-440V AC		■ 3RP1576-1NM208K	2975.-@	1
		230-400V AC		■ 3RP1576-1NP208K	2975.-@	1
				3RP19038K (1 pack = 10 pcs)	250.-	1 pack

Push-in lug (for mounting 3RP timer with screws) # with 2C/O contacts \$ Price per pack * 1 pack consists of 1 label set For 7PV0 timer portfolio refer page no. 71 @ Prices mentioned are at MRP

3RR2 Current monitoring relays

The relays can be installed as a stand-alone unit using the suitable terminal bracket.



Screw Terminals

Size of relay / contactor	Set current value of the inverse-time delayed overload release A	Supply voltage	Type*	Unit LP ₹	Std. pkg. (nos.)	Size of relay / contactor	Set current value of the inverse-time delayed overload release A	Supply voltage	Type*	Unit LP ₹	Std. pkg. (nos.)
Basic Version						Standard Version					
S00	1.6...16	24V AC/DC	3RR2141-1AA30	15670.-	1	S00	1.6...16	24V AC/DC	3RR2241-1FA30	31970.-	1
	1.6...16	24...240V AC/DC	3RR2141-1AW30	17065.-	1		1.6...16	24...240V AC/DC	3RR2241-1FW30	34825.-	1
S0	4 ... 40	24V AC/DC	3RR2142-1AA30	19720.-	1	S0	4 ... 40	24V AC/DC	3RR2242-1FA30	37690.-	1
	4 ... 40	24...240V AC/DC	3RR2142-1AW30	21075.-	1		4 ... 40	24...240V AC/DC	3RR2242-1FW30	39960.-	1

For ordering terminal bracket for stand alone installation please refer page no. 47 *For ordering current monitoring relay 3RR with spring type terminals, please replace 8th digit from '1' to '2'

Line monitoring relays - 3UG

Phase Sequence	Phase Failure	Phase Imbalance	Under Voltage	Over Voltage	Delay times	Display	Contacts	Line Supply Voltage	Type	Unit LP ₹	Std. pkg. (nos.)
Yes	Yes	10%	-	-	-	-	1 CO	160-690V	3UG4512-1AR20	14645.-	1
Yes	Yes	20%	160-690V	-	Off delay 0.1-20 s	-	2 CO	160-690V	3UG4513-1BR20	19600.-	1
Yes	Yes	Yes	160-690V	160-690V	Off delay 0.1-20 s	Yes	2 CO	160-690V	3UG4615-1CR20	28420.-	1

■ Stock items

LP - List Price

3UG Monitoring Relays for Electrical and Additional Measurements

Hysteresis	Function	Version of Auxiliary Contacts	Control supply voltage $U_s^{1)}$	Type	Unit LP ₹	Std. pkg. (nos.)
		CO	V AC			
--	Phase Sequence Monitoring 3 Phase	1	360...520	3UG4511-1AP20	14690.-	1
		2		3UG4511-1BP20	16605.-	1
--	Monitoring of phase sequence, phase failure and phase unbalance	2	160...690	3UG4512-1BR20	18805.-	1
Adjustable 1-20V	Digital Monitoring Relay, phase sequence, phase & N conductor failure (90...400 w.r.t. N), overvoltage and undervoltage (Tripping delay 1-20) ²⁾	2 ²⁾	90...400 w.r.t. N	3UG4616-1CR20	32950.-	1
p.f. 0.1 & active current I_{res} 0.1...2.0A	Digital Power factor and active current monitoring (p.f. range 0.1 to 0.99 & active current I_{res} 0.2-10A) ON-delay 0-99s, OFF-delay 0.1-20s)	2	90...690	3UG4641-1CS20	32950.-	1
0.1...150V	Digital Voltage Monitoring Relay range 17 to 275V AC/DC spikedelay 0.1 to 20 sec	1	Self Powered	3UG4633-1AL30	25200.-	1
0.1...300V	Digital Voltage Monitoring Relay range 10...600V AC/DC, Delay 0.1...20sec	1	24...240V AC/DC	3UG4632-1AW30	26870.-	1
--	#Level Monitoring Relay sensitivity 2K Ω to 200K Ω . Tripping delay 0.1...10sec	1	24...240V AC/DC	3UG4501-1AW30	17905.-	1
--	#Wire electrode for Level Monitoring Relay, 500 MM long, with teflon insulation			3UG3207-3A	29170.-	1

1) Absolute limit values

2) 1 CO Contact each and 1 tripping delay time each for U_{min} and U_{max} .

3) LSB: Smallest adjustable value, transformer-dependent, $\leq 1\%$ of $I_{\Delta n}$.

Level monitoring relays must be ordered along with electrodes, for different level controls variety of electrodes are available, for more details refer IC10.

Thermistor motor protection relay - 3RN2

Type of Thermistor	Reset	Contacts	Control Supply voltage	Type	Unit LP ₹	Std. pkg. (nos.)
PTC type A	Auto	1CO	24V-240V AC/DC	3RN2000-1AW30	9065.-	1

Insulation monitoring relay -3UG

Measuring Range U_e k Ω	Function	Rated control supply voltage U_s V	Type	Unit LP ₹	Std. pkg. (nos.)
1-110	Insulation monitors for ungrounded AC networks	24-240 AC/DC	3UG4581-1AW31	44030.-	1
		0 ... 250 AC	3UG4582-1AW31	40720.-	1
1-110	Insulation monitors for ungrounded DC & AC networks	0 ... 400 AC, 0 ... 600 DC ¹⁾	3UG4583-1CW31	89725.-	1
	Voltage reducer modules	Extending the mains voltage range to max. 690 V AC and 1000 V DC	3UG4983-1AA01	48050.-	1
	Sealable, transparent covers	For 3UG45 81, 3UG45 82	3UG4981-0C	2940.-	1
		For 3UG45 83	3UG4983-0C	3000.-	1

1) With 3UG4983-1AA01 voltage reducer module suitable also for the insulation monitoring of IT networks up to 690 V AC and 1000 V DC.

Timing and Monitoring Relays

Features and Benefits

- Two sizes for the entire range 17.5mm & 35mm width
- The entire range is suitable for DIN rail mounting
- Variant with digital display
- Auto / Manual reset



for more info
scan QR code



Now in
TI - GREY

NEW

CE

RoHS
Compliant

Relay	MLFB	Neutral loss protection	Phase failure protection	Imbalance protection	Phase reversal protection	Under voltage protection	Over voltage protection	Under freq protection	Over freq protection	Other parameters
Line monitoring relay	7UG0 712		✓	✓	✓					
	7UG0 814	✓	✓	✓	✓	✓	✓	✓	✓	
	7UG0 818		✓	✓	✓	✓	✓	✓	✓	
Voltage Monitoring relay	7UG0 753		✓		✓	✓	✓			
Current Monitoring relay	7UG0 82		✓	✓						Under-current and over-current protection
	7UG0 83		✓	✓						Under-current and over-current protection
Earth leakage relay	7UG0 84									Earth leakage protection
Earth fault monitoring relay	7UG0 86									Earth fault protection
Temperature controller (TC)	7UG0 48									Monitors temperature, input sensor TC/RTD
Water level controller relay	7UG08 85									Monitors and controls liquid level (conductive)
Thermistor protection relay	7UG08 81									Sensor input: Positive coefficient thermistor (PTC)
Speed monitoring relay	7UG05 83									Over/under speed protection

7UG0 monitoring relays

Description		Type	Unit LP ₹	Std. pkg. (nos.)
Line monitoring relay	Self powered 3Ph-3W	7UG0712-1AA20	1655.-	1
	Self powered 1Ph-2W, 3Ph-3W, 3Ph-4W	7UG0814-1CA20	3875.-	1
	Self powered 3Ph-3W, 3Ph-4W	7UG0818-1CA20	3555.-	1
Voltage Monitoring relay	Self powered 3Ph-3W	7UG0753-1AA20	2825.-	1
	110 V AC 1Ph-2W	7UG0821-1AB20	4590.-	1
Current Monitoring relay	230 V AC 1Ph-2W	7UG0822-1AD20	4375.-	1
	110 V AC 1Ph-2W, 3Ph-3W, 3Ph-4W	7UG0831-1AB20	5585.-	1
	230 V AC 1Ph-2W, 3Ph-3W, 3Ph-4W	7UG0832-1AD20	5320.-	1
	110 V AC 1Ph-2W, 3Ph-3W, 3Ph-4W	7UG0841-1CB20	5895.-	1
Earth leakage relay	230 V AC 1Ph-2W, 3Ph-3W, 3Ph-4W	7UG0842-1CD20	5955.-	1
	35mm	7UG09-96	2145.-	1
CBCT for ELR	70mm	7UG09-97	2450.-	1
	120mm	7UG09-99	4175.-	1
	210mm	7UG0 994*	8035.-	1
	310mm	7UG0 995*	11970.-	1
Earth Fault monitoring relay	1 Ph-2W, 3Ph-3W, 3Ph-4W	7UG0861-1BU20	6095.-	1
CBCT for EFR: 160 frame	Core Balance CT 160 frame, 3P	7UG09910	2105.-	1
	Core Balance CT 160 frame, 4P	7UG09911	2400.-	1
CBCT for EFR: 250 frame	Core Balance CT 250 frame, 3P	7UG09912	2540.-	1
	Core Balance CT 250 frame, 4P	7UG09913	2995.-	1
CBCT for EFR: 630 frame	Core Balance CT 630 frame, 3P	7UG09914	3745.-	1
	Core Balance CT 630 frame, 4P	7UG09915	4050.-	1
Automatic Power factor correction relay (APFC relay)	8 Stage with LCD display	7UG0571-1FT20	23345.-	1
	12 Stage with LCD display	7UG0572-1GT20	25005.-	1
	12 stage with LED display	7UG0572-1GT21	14300.-	1
Temperature controlling relay	PID/ON-OFF Control suitable for PTC/RTD inputs CO + SSR output	7UG0 480-1IU20	4470.-	1
Water level controller relay	110-240V AC/DC	7UG0885-1JU20		1
Sensor for water level controller relay	Pack of 3 sensor	7UG0985-0YY00		1
Thermistor protection relay	110-240V AC/DC	7UG0881-1BU20	2695.-	1
Speed monitoring relay	110-240V AC/DC	7UG0583-1CU20	8100.-	1

7PV0 timers

Description		Type	Unit LP ₹	Std. pkg. (nos.)
ON delay timer	230V AC	7PV0712-1AD20	1640.-	1
Multifunction timer with digital display	20-240V AC/DC	7PV0732-1AV20	3210.-	1
Multifunction timer - analog	20-240V AC / 12--240V DC	7PV0723-1AZ20	2145.-	1

Note: * Non RoHS and CE






Plug-in-relay - 7RQ

Now in **NEW** TI - GREY  

Features and Benefits

- LED status indicator as a standard feature - allows personnel to see the relay status in dark conditions
- Mechanical indicators - allow personnel to see relay status under normal light or bright conditions
- Easy grip cover - adds to the ease of removing the relay from the socket
- Removable I.D. (identification) label- allows for easy identification
- Wide operating voltage range
- DIN rail / PCB mounting – Quick & Easy Installation



Relay	Standard Features	Control supply voltage* (V)	Type	Unit LP ₹	Std. pkg. (nos.)
1CO					
	6A 5 pin	DC	24	7RQ0100-0AC00	355.- 10
			48	7RQ0100-0AD00	470.- 10
			110	7RQ0100-0AE00	640.- 10
		AC	24	7RQ0100-0AM10	450.- 10
			48	7RQ0100-0AN10	640.- 10
			110	7RQ0100-0AP10	670.- 10
	230	7RQ0100-0AR10	685.- 10		
2CO					
	6A 8 pin	DC	24	7RQ0100-0BC00	490.- 10
			48	7RQ0100-0BD00	590.- 10
			110	7RQ0100-0BE00	630.- 10
		AC	24	7RQ0100-0BM10	570.- 10
			48	7RQ0100-0BN10	630.- 10
			110	7RQ0100-0BP10	645.- 10
	230	7RQ0100-0BR10	660.- 10		
2CO					
	10A 8 pin	DC	24	7RQ0110-0BC00	630.- 10
			48	7RQ0110-0BD00	775.- 10
			110	7RQ0110-0BE00	835.- 10
		AC	24	7RQ0110-0BM00	755.- 10
			48	7RQ0110-0BN00	850.- 10
			110	7RQ0110-0BP00	835.- 10
	230	7RQ0110-0BR00	870.- 10		
3CO					
	10A 11 pin	DC	24	7RQ0100-0CC00	810.- 10
			48	7RQ0100-0CD00	850.- 10
			110	7RQ0100-0CE00	985.- 10
		AC	24	7RQ0100-0CM00	860.- 10
			48	7RQ0100-0CN00	905.- 10
			110	7RQ0100-0CP00	970.- 10
	230	7RQ0100-0CR00	985.- 10		
4CO					
	5A 14 pin	DC	24	7RQ0100-0DC00	745.- 10
			48	7RQ0100-0DD00	780.- 10
			110	7RQ0100-0DE00	885.- 10
		AC	24	7RQ0100-0DM00	775.- 10
			48	7RQ0100-0DN00	790.- 10
			110	7RQ0100-0DP00	860.- 10
	230	7RQ0100-0DR00	870.- 10		

Socket	Standard Features	Type	Unit LP ₹	Std. pkg. (nos.)
1CO				
	PCB mounted	7RQ0202-1AX00	120.-	10
	Din rail mounting	7RQ0201-1AX00	215.-	10
2CO				
	PCB mounted	7RQ0202-1BX00	120.-	10
	Din rail mounting	7RQ0201-1BX00	280.-	10
2CO				
	PCB mounted	7RQ0212-1BX00	145.-	10
	Din rail mounting	7RQ0211-1BX00	360.-	10
3CO				
	Din rail mounting	7RQ0201-1CX00	490.-	10
4CO				
	PCB mounted	7RQ0202-1DX00	195.-	10
	Din rail mounting	7RQ0201-1DX00	340.-	10

* Control supply voltage available upon request: DC: 6V, 12 & AC: 6V, 12V, 115V



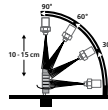
SIRIUS ACT

Performance in action

www.siemens.com/SIRIUS-Act

SIEMENS

An overview of the variety



SIRIUS ACT products with standard IP69k.

IP69k is the highest achievable rating and guarantees totally protection against dust, as well as high pressure, high temperature jets of water from multiple directions.

Body design lines and button colors



Black plastic,
22 mm Ø

Shiny metal,
22 mm Ø



Push buttons

Push button mom. cont./latching	Push button raised	Push button raised front ring	Push button extended stroke	Sensor switch
Stop button	Mushroom push button, mom. contact/latching, pull to unlatch	Twin push button	Mushroom push button, mom. contact/latching	

Emergency stop

Mushroom push button w. mech. position indicator	Mushroom push button, rot. to unl. 30, 40, 60 mm
Mushroom push button, illuminated	Mushroom push button, with lock release key

Selector switches

Rotary knob, 4 positions	Potentiometer	Toggle switch	Selector, short handle	Selector, long handle	Coordinate switch

Key-operated switches

ID key-operated switch	BKS	O.M.R.	RONIS

Indicators

Indicator light, dual LED	Acoustic signaling device

Accessories

Protective collar	Label holder	PCB holder	Protective cap
Locking device	Sealing plug	Backing plate	

Enclosures

Palm push button	Enclosure 1, 2, 3, 4, 6 command points

A small selection of high demand models

NEW

Description	Plastic			Metal			Colour
		Type	Unit LP ₹		Type	Unit LP ₹	
Pushbutton, 22 mm, round, flat momentary contact type		3SU1000-0AB_0-0AA0 ↑ Colour	880.-		3SU1050-0AB_0-0AA0 ↑ Colour	1140.-	1 ● Black 2 ● Red 3 ● Yellow 4 ● Green 5 ● Blue 6 ○ White 7 ○ Clear 8 ○ Gray
Illuminated pushbutton, 22 mm, round, flat momentary contact type		3SU1001-0AB_0-0AA0 ↑ Colour	1225.-		3SU1051-0AB_0-0AA0 ↑ Colour	1385.-	0 ● Amber 2 ● Red 3 ● Yellow 4 ● Green 5 ● Blue 6 ○ White 7 ○ Clear
Selector switch, 2 Position, illuminable, 22 mm, round, plastic, O-I, latching, actuating angle 90°, 10:30h/13:30h		3SU1002-2BF_0-0AA0 ↑ Colour	1910.-		3SU1052-2BF_0-0AA0 ↑ Colour	2125.-	1 ● Black 2 ● Red 3 ● Yellow 4 ● Green 5 ● Blue 6 ○ White
Selector switch, 3 position, illuminable, 22 mm, round switch positions I-O-II, latching, actuating angle 2x45°, 10:30h/12h/13:30h		3SU1002-2BL_0-0AA0 ↑ Colour	1910.-		3SU1052-2BL_0-0AA0 ↑ Colour	2125.-	1 ● Black 2 ● Red 3 ● Yellow 4 ● Green 5 ● Blue 6 ○ White
RONIS key-operated switch, 2 switch positions O-I, latching, actuating angle 90°		3SU1000-4BF01-0AA0	4655.-		3SU1050-4BF01-0AA0	5055.-	
RONIS key-operated switch, 3 switch positions I-O-II, latching, actuating angle 2x45°		3SU1000-4BL01-0AA0	4915.-		3SU1050-4BL01-0AA0	5330.-	
EMERGENCY STOP mushroom pushbutton, 22 mm, round, red, 40 mm, positive latching, rotate-to-unlatch		3SU1000-1HB20-0AA0	3705.-		3SU1050-1HB20-0AA0	4065.-	
EMERGENCY STOP mushroom pushbutton, illuminable, 22 mm, round, red, 40 mm, positive latching, rotate-to-unlatch		3SU1001-1HB20-0AA0	3880.-		3SU1051-1HB20-0AA0	4515.-	
Twin pushbutton, 22 mm, round, green: I, red: O, pushbuttons, flat and raised		3SU1000-3BB42-0AK0	1980.-		3SU1050-3BB42-0AK0	2405.-	
Indicator lights, 22 mm, round, lens, smooth		3SU1001-6AA_0-0AA0 ↑ Colour	720.-		3SU1051-6AA_0-0AA0 ↑ Colour	830.-	0 ● Amber 2 ● Red 3 ● Yellow 4 ● Green 5 ● Blue 6 ○ White 7 ○ Clear

⊕							
Description		Type	Unit LP ₹		Type	Unit LP ₹	
Holder to be selected along with individual Actuating and Signaling Elements		Plastic Holder 3SU1500-0AA10-0AA0*	390.-		Universal Holder - Suitable for Plastic and Metal 3SU1550-0AA10-0AA0*	430.-	

Description		Type	Unit LP ₹
Contact Modules		3SU1400-1AA10-1BA0*	890.-
		3SU1400-1AA10-1CA0*	890.-
		3SU1400-1AA10-1FA0	1490.-
		3SU1400-1AA10-1DA0	2055.-
		3SU1400-1AA10-1EA0	2055.-

Description		Type	Unit LP ₹	Colour
LED Modules		3SU1401-1BB_0-1AA0 *	1385.-	0 ● Amber
		3SU1401-1BC_0-1AA0	2455.-	2 ● Red
		3SU1401-1BF_0-1AA0	2455.-	3 ● Yellow
		3SU1401-1BG_0-1AA0	1670.-	4 ● Green
		3SU1401-1BH_0-1AA0	2965.-	5 ● Blue
				6 ○ White

* MOQ - 5



SIRIUS ACT

Innovative Technology...
Simple Installations...

977-3513-771 | sales@sapowercontrol.com

SIRIUS ACT with PROFINET







NEW

SIRIUS ACT with PROFINET connects pushbuttons and indicator lights directly via PROFINET to the controller and HMI devices – including with safety functions

Description		Type	Unit LP ₹				
Push Button and Signaling Devices							
Multiple version available		3SU10_-----	Refer Page no. 75				
Holder to be selected along with individual Actuating and Signaling Elements	Plastic	3SU1500-0AA10-0AA0	390.-				
	Universal	3SU1550-0AA10-0AA0	430.-				
Profinet Interface Modules							
Standard IM, 24 V DC 1 ... 20 terminal modules can be connected		3SU1400-1LK10-1AA1	44095.-				
		Fail Safe IM F, 24 V DC 1 ... 20 terminal modules can be connected	3SU1400-1LL10-1BA1	68850.-			
Profinet Terminal Modules							
				2 Contacts	2 Contacts with LED	LED	Colour
With 2 contacts		3SU1400-1MA10-1BA1	6740.-				0  Amber
With 2 contacts and integrated LED		3SU1401-1MC_0-1CA1 ↑ Colour	7055.-				2  Red
		3SU1401-1ME_0-1DA1 ↑ Colour	6525.-				3  Yellow
With integrated LED							4  Green
							5  Blue
							6  White
Accessories							
Flat Ribbon Cable, 7-core		3SU1900-0KQ80-0AA0	975.-				

Modern Access Management

ID Key Operated Switches - Groups of employees or individuals can be authenticated by means of the ID key-operated switch. Color-coded keys for easy distinction between users.

Description		Type	Unit LP ₹	Description		Type	Unit LP ₹	
ID Key operated switches				Electronic Modules				
ID key-operated switches Number of switching positions: 4 Switch position for key removal: Key removal possible in all 4 positions		Plastic, black	3SU1000-4WS10-0AA0	9995.-	Electronic modules for ID key-operated switches		3SU1400-1GC10-1AA0	28880.-
Holder Holder needs to be selected along with individual Actuating and Signaling Elements	Plastic		3SU1500-0AA10-0AA0	390.-	ID Keys			
					Green: ID Group 1		3SU1900-0FV40-0AA0	1870.-
					Yellow: ID Group 2		3SU1900-0FW30-0AA0	
					Red: ID Group 3		3SU1900-0FX20-0AA0	
					Blue: ID Group 4		3SU1900-0FY50-0AA0	

8WN - 70mm Modular unit IP 65

Continuous light

Type	Color	Voltage	Unit LP* ₹	Std. pkg. (nos.)
8WN4420-5AB00	Red	24 V AC/DC	3670.-	1
8WN4420-5AC00	Green			1
8WN4420-5AD00	Yellow			1
8WN4420-5AE00	White			1
8WN4420-5AF00	Blue			1
8WN4440-5AB00	Red	110 V AC/DC	3385.-	1
8WN4440-5AC00	Green			1
8WN4440-5AD00	Yellow			1
8WN4440-5AE00	White			1
8WN4440-5AF00	Blue			1
8WN4450-5AB00	Red	220 V AC	3385.-	1
8WN4450-5AC00	Green			1
8WN4450-5AD00	Yellow			1
8WN4450-5AE00	White			1
8WN4450-5AF00	Blue			1

Blinking light

Type	Color	Voltage	Unit LP* ₹	Std. pkg. (nos.)
8WN4420-5BB00	Red	24 V AC/DC	3975.-	1
8WN4420-5BC00	Green			1
8WN4420-5BD00	Yellow			1
8WN4420-5BE00	White			1
8WN4420-5BF00	Blue			1
8WN4440-5BB00	Red	110 V AC/DC	3975.-	1
8WN4440-5BC00	Green			1
8WN4440-5BD00	Yellow			1
8WN4440-5BE00	White			1
8WN4440-5BF00	Blue			1
8WN4450-5BB00	Red	220 V AC	3975.-	1
8WN4450-5BC00	Green			1
8WN4450-5BD00	Yellow			1
8WN4450-5BE00	White			1
8WN4450-5BF00	Blue			1



Accessories for 70mm LED modular unit

Type	Description	Unit LP* ₹	Std. pkg. (nos.)
8WN4408-0AF00	Connection components, Screw terminals	1130.-	1
8WN4408-0AG00	Caps for light elements	115.-	1
8WN4408-0DH00	Feet with pipes, single; Length 60mm	190.-	1
8WN4408-0DJ00	Feet with pipes, single; Length 80mm	240.-	1
8WN4408-0DA00	Feet with pipes, single; Length 110mm	265.-	1
8WN4408-0CC00	Brackets for side mounting, use together with foot with pipe	240.-	1

Type	Description	Unit LP* ₹	Std. pkg. (nos.)
8WN4408-0CF00	Brackets for side mounting,	895.-	1
8WN4408-0CG00	Fold-out support	430.-	1
8WN4420-0GA00	24 V AC/DC, continuous buzzer	2645.-	1
8WN4420-0HA00	24 V AC/DC, discontinuous buzzer	3090.-	1
8WN4440-0GA00	110 V AC/DC, continuous buzzer	2645.-	1
8WN4440-0HA00	110 V AC/DC, discontinuous buzzer	3090.-	1
8WN4450-0GA00	220 V AC, continuous buzzer	2645.-	1
8WN4450-0HA00	220 V AC, discontinuous buzzer	3090.-	1

8WN - 50mm Preassembled unit IP 20

Continuous light without buzzer

Type	Color	Voltage	Unit LP* ₹	Std. pkg. (nos.)
8WN2221-6AB00	R	24V AC/DC	3385.-	1
8WN2222-6AG00	R, G		4880.-	1
8WN2223-6AJ00	R,Y,G		6340.-	1
8WN2241-6AB00	R	110 V AC/DC	3385.-	1
8WN2242-6AG00	R, G		4880.-	1
8WN2243-6AJ00	R,Y,G		6340.-	1
8WN2251-6AB00	R	220 V AC	3385.-	1
8WN2252-6AG00	R, G		4880.-	1
8WN2253-6AJ00	R,Y,G		6340.-	1

Continuous light with continuous buzzer

Type	Color	Voltage	Unit LP* ₹	Std. pkg. (nos.)
8WN2222-6JB00	R	24V AC/DC	3975.-	1
8WN2223-6JG00	R, G		5460.-	1
8WN2224-6JJ00	R,Y,G		6925.-	1
8WN2242-6JB00	R	110 V AC/DC	3975.-	1
8WN2243-6JG00	R, G		5460.-	1
8WN2244-6JJ00	R,Y,G		6925.-	1
8WN2252-6JB00	R	220 V AC	3975.-	1
8WN2253-6JG00	R, G		5460.-	1
8WN2254-6JJ00	R,Y,G		6925.-	1

Blinking light without buzzer

Type	Color	Voltage	Unit LP* ₹	Std. pkg. (nos.)
8WN2221-6BB00	R	24V AC/DC	3975.-	1
8WN2222-6BG00	R, G		5460.-	1
8WN2223-6BJ00	R,Y,G		6925.-	1

Blinking light with continuous buzzer

Type	Color	Voltage	Unit LP* ₹	Std. pkg. (nos.)
8WN2222-6MB00	R	24V AC/DC	4420.-	1
8WN2223-6MG00	R, G		5890.-	1
8WN2224-6MJ00	R,Y,G		7360.-	1

Continuous light with discontinuous buzzer

Type	Color	Voltage	Unit LP* ₹	Std. pkg. (nos.)
8WN2222-6KB00	R	24V AC/DC	4420.-	1
8WN2223-6KG00	R, G		5890.-	1
8WN2224-6KJ00	R,Y,G		7360.-	1
8WN2242-6KB00	R	110 V AC/DC	4420.-	1
8WN2243-6KG00	R, G		5890.-	1
8WN2244-6KJ00	R,Y,G		7360.-	1
8WN2252-6KB00	R	220 V AC	4420.-	1
8WN2253-6KG00	R, G		5890.-	1
8WN2254-6KJ00	R,Y,G		7360.-	1










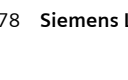
Blinking light with discontinuous buzzer

Type	Color	Voltage	Unit LP* ₹	Std. pkg. (nos.)
8WN2222-6NB00	R	24V AC/DC	4880.-	1
8WN2223-6NG00	R, G		6340.-	1
8WN2224-6NJ00	R,Y,G		7800.-	1





Indicating Lamps 3SB5

Compact LED indicating lamps

	Voltage	Colour	Type	Unit LP ₹	Std Pkg (nos.)			
	24 V AC/DC 50/60 Hz	Red	3SB5285-6HC01	370.-	10			
		Green	3SB5285-6HE01		10			
		Amber	3SB5285-6HL01		10			
			30V DC ®	Blue	3SB5285-6HF01	930.-	10	
				White	3SB5285-6HG01	370.-	10	
				Yellow	3SB5285-6HD01		10	
					110 V AC 50/60 Hz	Clear	3SB5285-6HH01	370.-
Red	3SB5285-6HC13					410.-	10	
Green	3SB5285-6HE13						10	
	110 V DC®					Amber	3SB5285-6HL13	1060.-
		Blue	3SB5285-6HF13			410.-	10	
		White	3SB5285-6HG13				10	
			220/240 V AC 50/60 Hz			Yellow	3SB5285-6HD13	370.-
				Clear	3SB5285-6HH13	410.-	10	
				Red	3SB5285-6HC02		370.-	
					110 V DC®	Green		3SB5285-6HE02
Amber	3SB5285-6HL02					410.-	10	
Blue	3SB5285-6HF02						10	
	220 V DC®					White	3SB5285-6HG02	370.-
		Yellow	3SB5285-6HD02			410.-	10	
		Clear	3SB5285-6HH02				10	
			220 V DC®			Red	3SB5285-6HC04	410.-
				Green	3SB5285-6HE04	1060.-	10	
				Amber	3SB5285-6HL04		10	
					220 V DC®	Blue	3SB5285-6HF04	1060.-
White	3SB5285-6HG04					410.-	10	
Yellow	3SB5285-6HD04						10	
	220 V DC®					Clear	3SB5285-6HH04	410.-
		Red	3SB5285-6HC03			370.-	10	
		Green	3SB5285-6HE03				10	
			220 V DC®			Amber	3SB5285-6HL03	930.-
				Blue	3SB5285-6HF03	370.-	10	
				White	3SB5285-6HG03		10	
					220 V DC®	Yellow	3SB5285-6HD03	370.-
Clear	3SB5285-6HH03					410.-	10	
Red	3SB5285-6HC05						410.-	
	220 V DC®					Green		3SB5285-6HE05
		Amber	3SB5285-6HL05			1060.-	10	
		Blue	3SB5285-6HF05				10	
			220 V DC®			White	3SB5285-6HG05	1060.-
				Yellow	3SB5285-6HD05	410.-	10	
				Clear	3SB5285-6HH05		10	

Now also available in 415V - Prices on request


Wide band compact LED indicating lamps

	Voltage	Colour	Type	Unit LP ₹	Std Pkg (nos.)		
	24 to 240 V AC & 24 to 220 V DC	Red	3SB5235-6HC14	620.-	10		
		Green	3SB5235-6HE14		10		
		Amber	3SB5235-6HL14		10		
			24 to 220 V DC	Blue	3SB5235-6HF14	1050.-	10
				White	3SB5235-6HG14	620.-	10
				Yellow	3SB5235-6HD14	815.-	10
				Clear	3SB5235-6HH14		10

Modular Indicating Lamps (with plastic front ring) Lens Assembly

	Colour	Type	Unit LP ₹	Std Pkg (nos.)
	Red	3SB5201-6BC00	120.-	10
	Green	3SB5201-6BE00		10
	Amber	3SB5201-6BL00		10
	Blue	3SB5201-6BF00		10
	White	3SB5201-6BG00		10
	Yellow	3SB5201-6BD00		10
	Clear	3SB5201-6BH00		10

Illumination Module † - (suitable for INTEGRATED LED lamp)

	Voltage	Colour	Type	Unit LP ₹	Std Pkg (nos.)
	24 V AC/DC 50/60 Hz	Red	3SB5400-7CC	315.-	10
		Green	3SB5400-7CE	315.-	10
		Amber	3SB5400-7CL	315.-	10
		Blue	3SB5400-7CF	1000.-	10
		White†	3SB5400-7CG	315.-	10
		Yellow	3SB5400-7CD	315.-	10
		110 V AC 50/60 Hz	Red	3SB5400-7EC	315.-
	Green	3SB5400-7EE	315.-	10	
	Amber	3SB5400-7EL	315.-	10	
	Blue	3SB5400-7EF	1000.-	10	
	White†	3SB5400-7EG	315.-	10	
	Yellow	3SB5400-7ED	315.-	10	
	110 V DC®	Red	3SB5400-7DC	315.-	10
		Green	3SB5400-7DE	315.-	10
Amber		3SB5400-7DL	315.-	10	
Blue		3SB5400-7DF	1000.-	10	
White†		3SB5400-7DG	315.-	10	
Yellow		3SB5400-7DD	315.-	10	
230 V AC 50/60 Hz		Red	3SB5400-7TC	315.-	10
	Green	3SB5400-7TE	315.-	10	
	Amber	3SB5400-7TL	315.-	10	
	Blue	3SB5400-7TF	1000.-	10	
	White†	3SB5400-7TG	315.-	10	
	Yellow	3SB5400-7TD	315.-	10	
	220 V DC®	Red	3SB5400-7HC	315.-	10
Green		3SB5400-7HE	315.-	10	
Amber		3SB5400-7HL	315.-	10	
Blue		3SB5400-7HF	1000.-	10	
White†		3SB5400-7HG	315.-	10	
Yellow		3SB5400-7HD	315.-	10	



® Use of bridge rectified DC source (filtered O/P) recommended
 † Can be used with clear lens.
 ‡ Illumination module can be used with lens assembly, illuminated push buttons & illuminated selector actuators.
 § Stock items

Push buttons

Modular Push button actuators (with plastic front ring)

Description	Colour	Type	Unit LP ₹	Std Pkg (nos.)
Opaque actuator (with holder for contact block)				
	Normal	Red ■ 3SB5000-0AC01	110.-	10
		Green ■ 3SB5000-0AE01		
		Blue ■ 3SB5000-0AF01		
		White ■ 3SB5000-0AG01		
		Yellow ■ 3SB5000-0AD01		
	Raised	Black ■ 3SB5000-0AB01	120.-	10
		Red ■ 3SB5000-0AC01		
		Green ■ 3SB5000-0AE01		
		Blue ■ 3SB5000-0AF01		
		White ■ 3SB5000-0AG01		
Illuminated actuator (with holder for contact block)				
	Normal	Red ■ 3SB5001-0AC01-0PQ0	140.-	10
		Green ■ 3SB5001-0AE01-0PQ0		
		Amber ■ 3SB5001-0AL01-0PQ0		
		Blue ■ 3SB5001-0AF01-0PQ0		
		White ■ 3SB5001-0AG01-0PQ0		
		Yellow ■ 3SB5001-0AD01-0PQ0		
		Clear ■ 3SB5001-0AH01-0PQ0		
	Raised	Red ■ 3SB5218-0LC01-0PQ0	145.-	10
		Green ■ 3SB5218-0LE01-0PQ0		
		Amber ■ 3SB5218-0LL01-0PQ0		
		Blue ■ 3SB5218-0LF01-0PQ0		
		White ■ 3SB5218-0LG01-0PQ0		
		Yellow ■ 3SB5218-0LD01-0PQ0		
		Clear ■ 3SB5218-0LH01-0PQ0		

Modular Selector Actuators (with plastic front ring)

Description	Colour	Type	Unit LP ₹	Std Pkg (nos.)
2 position opaque selector actuator (with holder for contact block)				
	Maintained	Black ■ 3SB5000-2AB01	360.-	10
		Red ■ 3SB5000-2AC01		
	Momentary	Black ■ 3SB5000-2BB01		
	Red ■ 3SB5000-2BC01			
3 position opaque selector actuator (with holder for contact block)				
	Maintained	Black ■ 3SB5000-2DB01	370.-	10
		Red ■ 3SB5000-2DC01		
	Momentary	Black ■ 3SB5000-2EB01		
		Red ■ 3SB5000-2EC01		
2 position illuminated selector actuator (with holder for contact block)				
	Maintained	Red ■ 3SB5001-2AC01	355.-	10
		Green ■ 3SB5001-2AE01		
		Blue ■ 3SB5001-2AF01		
		Yellow ■ 3SB5001-2AD01		
		Clear ■ 3SB5001-2AH01		
	Momentary	Red ■ 3SB5001-2BC01		
		Green ■ 3SB5001-2BE01		
		Blue ■ 3SB5001-2BF01		
		Yellow ■ 3SB5001-2BD01		
		Clear ■ 3SB5001-2BH01		
3 position illuminated selector actuator (with holder for contact block)				
	Maintained	Red ■ 3SB5001-2DC01	375.-	10
		Green ■ 3SB5001-2DE01		
		Blue ■ 3SB5001-2DF01		
		Yellow ■ 3SB5001-2DD01		
		Clear ■ 3SB5001-2DH01		
	Momentary	Red ■ 3SB5001-2EC01		
		Green ■ 3SB5001-2EE01		
		Blue ■ 3SB5001-2EF01		
		Yellow ■ 3SB5001-2ED01		
		Clear ■ 3SB5001-2EH01		

Contact Blocks for Push button, Selector & Key Actuators

Description	Configuration	Type	Unit LP ₹	Std Pkg (nos.)
Contact blocks for rear mounting (for panel mounting)				
	1 NO	■ 3SB5400-0B	130.-	10
	1NC	■ 3SB5400-0C		
	1NO + 1 NC	■ 3SB5400-0A		
	2 NO	■ 3SB5400-0E	240.-	10
	2 NC	■ 3SB5400-0F		

Mushroom Actuators (with plastic front ring)

Description	Colour	Type	Unit LP ₹	Std Pkg (nos.)
Mushroom actuator (40 mm ø) (with holder for contact block)				
momentary	Black	■ 3SB5000-1NB01	225.-	10
	Red	■ 3SB5000-1NC01		
push to trip, turn to release	Black	■ 3SB5000-1CB01	250.-	10

Mushroom Actuators (with plastic front ring) for Emergency Stop Specifications

NEW Description	Colour	Type	Unit LP ₹	Std Pkg (nos.)
Enhanced Safety and Monitoring with MNCB				
Mushroom Actuator, E-Stop (40mm) with MNCB (1NC)	Red	■ 3SB5204-0UC01	455.-	10
MNCB (Mounting Monitoring Contact Block, 1NC)		■ 3SB5400-0M	215.-	10

MNCB should be assembled only on middle slot "5-6" of the holder

Description	Colour	Type	Unit LP ₹	Std Pkg (nos.)
Mushroom actuator (40 mm ø) push to trip, turn to release with 1NC	Red	■ 3SB5203-0UC01	420.-	10
Mushroom actuator (40 mm ø) push to trip, turn to release	Red	■ 3SB5000-0UC01	300.-	10
Mushroom actuator (40 mm ø) push to trip, key to release	Red	■ 3SB5000-0TC01	1585.-	10

Modular key actuators (with plastic front ring)

Description	Colour	Type	Unit LP ₹	Std Pkg (nos.)
2 position key actuator (with holder for contact block)				
Maintained		■ 3SB5000-4AC01	595.-	10
		■ 3SB5000-4AA01		
		■ 3SB5000-4AB01		
Momentary		■ 3SB5000-4TA01	10	10
		■ 3SB5000-4TC01		
		■ 3SB5000-4JA01		
3 position key actuator (with holder for contact block)				
Maintained		■ 3SB5000-4HA01	620.-	10
		■ 3SB5000-4HC01		
		■ 3SB5000-4HB01		
Momentary		■ 3SB5000-4JA01	10	10

* Key removable position

L - Left, R - Right, C - Centre, KL - Key at Left, KR - Key at Right, KC - Key at Centre

Twin Push Button Actuators

Description	Type	Unit LP ₹	Std Pkg (nos.)
Complete actuator with holder for contact block			
Opaque with 1NO & 1NC	■ 3SB5201-7EC01	450.-	10
Illuminated with 1NO & 1NC	■ 3SB5234-7EC01	475.-	10
Modular actuator with holder for contact block			
Opaque	■ 3SB5000-7EC01	220.-	10
Illuminated	■ 3SB5001-7EC01	230.-	10

■ Stock items

Push button Stations

No. of control points	Description	Type	Unit LP ₹	Std Pkg (nos.)
Metal enclosure: Aluminum Die Cast				
1	Normal opaque push button - Green with 1NO contact block, "START"	■ 3SB5801-8AA3	1495.-	1
1	Red mushroom momentary actuator, with 1NC contact block, "STOP"	■ 3SB5801-8AN3	1610.-	1
1	Red maintained mushroom actuator, turn to release, with 1NC contact block, "E-STOP"	■ 3SB5801-8AM3	2125.-	1
2	Normal opaque push button - Green with 1NO contact block, "START" + Normal opaque push button - Red with 1NC contact block, "STOP"	■ 3SB5802-8AC3	1855.-	1
2	Normal opaque push button - Green with 1NO contact block, "START" + Red mushroom-maintained with 1NC contact block, "STOP"	■ 3SB5802-8AE3	2350.-	1
3	Normal opaque push button - Green with 1NO contact block, "START" + Normal opaque push button - Red with 1NC contact block, "STOP" + Normal opaque push button - Black with 1NO contact block, "REVERSE"	■ 3SB5803-8AH3	2635.-	1
Pendant mounting: Aluminum Die Cast				
2	Normal opaque push button - Green with 1NO contact block, "START" + Normal opaque push button - Red with 1NC contact block, "STOP"	■ 3SB5822-8AC3	2525.-	1
3	Normal opaque push button - Green with 1NO contact block, "START" + Normal opaque push button - Red with 1NC contact block, "STOP" + Normal opaque push button - Black with 1NO contact block, "REVERSE"	■ 3SB5823-8AH3	3285.-	1
Plastic Enclosure				
1	Normal opaque push button - Green with 1NO contact block, "START"	■ 3SB5801-7AA3	855.-	1
1	Red mushroom momentary actuator, with 1NC contact block, "STOP"	■ 3SB5801-7AN3	855.-	1
1	Red maintained mushroom actuator, turn to release, with 1NC contact block, "E-STOP"	■ 3SB5801-7AM3	935.-	1
2	Normal opaque push button - Green with 1NO contact block, "START" + Normal opaque push button - Red with 1NC contact block, "STOP"	■ 3SB5802-7AC3	1010.-	1
2	Normal opaque push button - Green with 1NO contact block, "START" + Red mushroom-maintained with 1NC contact block, "STOP"	■ 3SB5802-7AE3	1155.-	1
3	Normal opaque push button - Green with 1NO contact block, "START" + Normal opaque push button - Red with 1NC contact block, "STOP" + Normal opaque push button - Black with 1NO contact block, "REVERSE"	■ 3SB5804-7AG3	1280.-	1
Pendant mounting: Plastic				
1	Normal opaque push button - Green with 1NO contact block, "START"	■ 3SB5821-7AA3	1850.-	1
2	Normal opaque push button - Green with 1NO contact block, "START" + Normal opaque push button - Red with 1NC contact block, "STOP"	■ 3SB5822-7AC3	2260.-	1
3	Normal opaque push button - Green with 1NO contact block, "FORWARD" + Normal opaque push button - Red with 1NC contact block, "STOP" + Normal opaque push button - Black with 1NO contact block, "REVERSE"	■ 3SB5823-7AH3	2960.-	1



Accessories for push button stations

Description	Type	Unit LP ₹	Std Pkg (nos.)
Plastic Enclosures			
1 way, Grey	3SB5801-0AC3	625.-	1
2 way, Grey	3SB5802-0AC3	530.-	1
3 way, Grey	3SB5803-0AC3	545.-	1
4 way, Grey	3SB5804-0AC3	1190.-	1
6 way, Grey	3SB5806-0AC3	1660.-	1
1 way, Yellow	3SB5801-0AD3	625.-	1
Metal Enclosures			
1 way	3SB5801-4AC3	1265.-	1
2 way	3SB5802-4AC3	1375.-	1
3 way	3SB5803-4AC3	1910.-	1
Contact Block			
Contact block for base mounting, 1NO	■ 3SB54200B	130.-	10
Contact block for base mounting, 1NC	■ 3SB54200C	130.-	10
Inscription Labels (set of 11 labels)			
Set of 11 labels: Start, Stop, On, OFF, Up, Down, Open, Close Forward, Reverse, Emergency Off	3SB5901-3EA	245.-	10
Blanking plug			
Blanking plug	3SB5912-0BC	70.-	10

Accessories

Description	Type	Unit LP ₹	Std Pkg (nos.)
Inscription plates	START	■ 3SB5901-2EL	10
	STOP	■ 3SB5901-2EK	10
	ON	■ 3SB5901-2EB	10
	OFF	■ 3SB5901-2EC	10
	UP	3SB5901-2ED	10
	DOWN	3SB5901-2EE	10
	FORWARD	3SB5901-2EF	10
	SLOW	3SB5901-2ES	10
	FAST	3SB5901-2ER	10
	REVERSE	3SB5901-2EG	10
	BLANK	3SB5901-2AA	10
TRIP	3SB5901-2EA	10	
Thrust cap for Push Buttons (for actuating middle module)	■ 3SB5902-0AA	50.-	10
Thrust pad for Selector Actuators (for actuating middle module)	■ 3SB5912-0AN	50.-	10
Adaptor plate for replacing 30 mm PB by 22 mm	■ 3SB5921-0AE	50.-	10
E-stop Yellow dia. 75 mm for Mushroom - Blank (Yellow contrast label)	3SB5921-0AB	50.-	10
E-stop Yellow dia. 75mm with "EMERGENCY STOP" printing	3SB5921-0AD	50.-	10
Protective Cap (IP-67) for	Normal	3SB5902-0AK	65.- 10
	Raised	3SB5902-0AN	
Metallic holder for front connection actuators (when used outside 3SB508 stations)	3SB5911-1AA	80.-	10

■ Stock items



SIRIUS 3SE5

Position Switches

Modular design for all applications

Modular design with many standardized components

- Plug-in design and replacement of the actuator heads
- Exchangeable two and three pole contact blocks
- Turnable actuator heads around the axis in increments of 22.5°, with total 16 positions
- Quick-connect technology
- Optional LED Displays
- Communication Capable (AS-i Safe)

www.siemens.co.in

SIEMENS

Position Switches - 3SE5

Open Type 30mm

Actuator Type		Contact Arrangement	No. of Contacts	Type	Unit LP ₹	Std. pkg. (nos.)
Open		Snap Action	1NO + 1NC	3SE5250-0CC05	690.-	10
		Slow Action		3SE5250-0BC05	655.-	10

Open Type 30mm

Actuator Type		Contact Arrangement	No. of Contacts	Type	Unit LP ₹	Std. pkg. (nos.)
Open		Snap Action	1NO + 2NC	3SE5250-0LC05	1065.-	10
		Slow Action	1NO + 2NC	3SE5250-0KC05		10
		Slow action contacts with make before break	1NO + 2NC	3SE5250-0MC05		10
		Slow action	2NO + 1 NC	3SE5250-0PC05		10

Plastic enclosure: Enclosed type modular unit

Basic switch

Width	Basic switch	Contact Arrangement	No. of Contacts	Type	Unit LP ₹	Std. pkg. (nos.)
31mm (IP 65)		Snap Action	1NO + 1NC	3SE5232-0CC05	765.-	1
		Slow Action	1NO + 1NC	3SE5232-0BC05	740.-	1
		Snap Action	1NO + 2NC	3SE5232-0LC05	1120.-	1
		Slow Action	1NO + 2NC	3SE5232-0KC05		1
		Slow-action contacts with make-before-break	1NO + 2NC	3SE5232-0MC05		1
		Slow Action	2NO + 1NC	3SE5232-0PC05		1
50mm (IP 66/67)		Snap Action	1NO + 1NC	3SE5242-0CC05	820.-	1
		Slow Action	1NO + 1NC	3SE5242-0BC05	750.-	1
		Snap Action	1NO + 2NC	3SE5242-0LC05	1210.-	1
		Slow Action	1NO + 2NC	3SE5242-0KC05		1
		Slow-action contacts with make-before-break	1NO + 2NC	3SE5242-0MC05		1
		Slow Action	2NO + 1NC	3SE5242-0PC05		1

Metal enclosure: Enclosed type modular unit IP 66/ IP 67

Basic switch

Width	Basic switch	Contact Arrangement	No. of Contacts	Type	Unit LP ₹	Std. pkg. (nos.)
31mm		Snap Action	1NO + 1NC	3SE5212-0CC05	1220.-	1
		Slow Action	1NO + 1NC	3SE5212-0BC05	1105.-	1
		Snap Action	1NO + 2NC	3SE5212-0LC05	1305.-	1
		Slow Action	1NO + 2NC	3SE5212-0KC05		1
		Slow-action contacts with make-before-break	1NO + 2NC	3SE5212-0MC05	1385.-	1
		Slow Action	2NO + 1NC	3SE5212-0PC05		1
40mm		Snap Action	1NO + 1NC	3SE5112-0CA00	1315.-	1
		Slow Action	1NO + 1NC	3SE5112-0BA00	1175.-	1
		Snap Action	1NO + 2NC	3SE5112-0LA00	1420.-	1
		Slow Action	1NO + 2NC	3SE5112-0KA00		1
		Slow-action contacts with make-before-break	1NO + 2NC	3SE5112-0MA00	1490.-	1
		Slow Action	2NO + 1NC	3SE5112-0PA00		1
56mm		Snap Action	1NO + 1NC	3SE5122-0CA00	1470.-	1
		Slow Action	1NO + 1NC	3SE5122-0BA00	1345.-	1
		Snap Action	1NO + 2NC	3SE5122-0LA00	1875.-	1
		Slow Action	1NO + 2NC	3SE5122-0KA00		1
		Slow-action contacts with make-before-break	1NO + 2NC	3SE5122-0MA00	2035.-	1
		Slow Action	2NO + 1NC	3SE5122-0PA00		1

Plastic Roller Actuators heads for plastic 31mm & 50mm and Metal 31mm

Actuator Type	Actuators heads	Type	Unit LP ₹	Std. pkg. (nos.)
Roller Plunger		3SE5000-0AD03	280.-	5
Roller lever		3SE5000-0AE10	140.-	5
Angular Roller lever		3SE5000-0AF10	175.-	5
Part turn actuator for twist lever		3SE5000-0AK00	145.-	5
Twist Lever		3SE5000-0AA21#	120.-	5
Twist Lever (Adjustable)		3SE5000-0AA50#	240.-	5
Twist lever 50mm dia (Adjustable) Rubber Roller		3SE5000-0AA58#	360.-	5
Twist lever 50mm dia (Adjustable) Plastic roller NEW		3SE5000-0AA57#	270.-	5

Metal Roller Actuators heads for plastic 31mm & 50mm and Metal 31mm

Actuator Type	Actuators heads	Type	Unit LP ₹	Std. pkg. (nos.)
Roller Plunger		3SE5000-0AD04	315.-	5
Roller lever		3SE5000-0AE11	215.-	5
Part turn actuator for twist lever		3SE5000-0AK00	145.-	5
Twist Lever (Adjustable)		3SE5000-0AA51#	285.-	5
Plain Plunger		3SE5000-0AB01	400.-	5

Plastic Roller Actuators heads for metal 40mm and 56mm

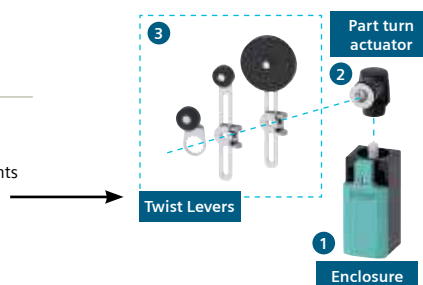
Actuator Type	Actuators heads	Type	Unit LP ₹	Std. pkg. (nos.)
Roller lever		3SE5000-0AE01	205.-	5
Angular Roller lever		3SE5000-0AF01	375.-	5
Part turn actuator for twist lever		3SE5000-0AH00	300.-	5
Twist Lever		3SE5000-0AA01#	140.-	5
Twist Lever (Adjustable)		3SE5000-0AA50#	240.-	5
Fork type		3SE5000-0AT01\$	175.-	5
Mounting Head for Fork Type		3SE5000-0AT10	1550.-	5
Twist lever 50mm dia (Adjustable)		3SE5000-0AA58#	360.-	5
Twist lever 50mm dia (Adjustable) Plastic roller NEW		3SE5000-0AA57#	270.-	5

Metal Roller Actuators heads for metal 40mm and 56mm

Actuator Type	Actuators heads	Type	Unit LP ₹	Std. pkg. (nos.)
Rounded Plunger		3SE5000-0AC02	250.-	5
Roller Plunger		3SE5000-0AD02	380.-	5
Roller lever		3SE5000-0AE02	340.-	5
Angular Roller lever		3SE5000-0AF02	420.-	5
Part turn actuator for twist lever		3SE5000-0AH00	300.-	5
Twist Lever		3SE5000-0AA02#	170.-	5
Twist Lever (Adjustable)		3SE5000-0AA51#	285.-	5

Notes:

1. The basic switch comes with a Teflon plunger, in case of rounded plunger requirements no need to order actuator separately
2. # Twist levers are to be ordered with part turn actuator to allow fitment on enclosure
3. \$ Fork type actuator shall be ordered with mounting head 3SE5000-0AT10



Spare and Accessories

Actuator Type		Description	Type	Unit LP ₹	Std. pkg. (nos.)
Empty enclosures		Empty enclosures without contact block	3SE5250-0AC05	285.-	10

Spares for Open & enclosed switch

Actuator Type		Contact Arrangement	No. of Contacts	Type	Unit LP ₹	Std. pkg. (nos.)
Contact block		Slow action	1NO + 1NC	3SE5050-0BA00*	585.-	10
		Snap action		3SE5050-0CA00*		10
		Slow action		3SE5000-0BA00		10
		Snap action		3SE5000-0CA00		10
		Slow action	1NO + 2NC	3SE5000-0KA00	740.-	10
		Snap action		3SE5000-0LA00		10
		Slow-action contacts with make-before-break	2NO + 1 NC	3SE5000-0MA00	775.-	10
		Slow action		3SE5000-0PA00		10

Note: 3SE5000-0BA00 can be used only with enclosed type switch

* Suitable for Open execution

Actuator Type		Description	Type	Unit LP ₹	Std. pkg. (nos.)
Cable gland		Molded Plastic Cable Gland, M20X1.5	3SX9926	820.-	5

Actuator Type		Type	Type	Unit LP ₹	Std. pkg. (nos.)
31MM		Plastic	3SE5232-0AC05	525.-	1
50MM			3SE5242-0AC05	775.-	1
31MM		Metal	3SE5212-0AC05	880.-	1
40MM			3SE5112-0AA00	1065.-	1
56MM			3SE5122-0AA00	1195.-	1





SIRIUS Safety switches

Mechanical Safety Switches With Tumbler

The safety switches with tumbler are exceptional safety-related devices which prevent an unforeseen or intentional opening of protective doors, protective grilles or other covers as long as a dangerous situation is present. Single switch can be used for SIL 2 / PL d safety level and with the use of a second switch SIL 3 / PL e safety level can be achieved.



		Solenoid Voltage	Plastic Enclosure 1300N Locking Force	Metal Enclosure 2600N Locking Force
 3SE5322-0SD21	With auxiliary release	24VDC	3SE5322-0SD21	3SE5312-0SD11
		115VAC	3SE5322-0SD22	3SE5312-0SD12
		230VAC	3SE5322-0SD23	3SE5312-0SD13
 3SE5322-0SE21	With auxiliary release with lock	24VDC	3SE5322-0SE21	3SE5312-0SE11
		115VAC	3SE5322-0SE22	3SE5312-0SE12
		230VAC	3SE5322-0SE23	3SE5312-0SE13
 3SE5322-0SF21	With escape release from the front	24VDC	3SE5322-0SF21	3SE5312-0SF11
		115VAC	3SE5322-0SF22	3SE5312-0SF12
		230VAC	3SE5322-0SF23	3SE5312-0SF13
 3SE5322-0SG21	With escape release from the back and auxiliary release from the front	24VDC	3SE5322-0SG21	3SE5312-0SG11
		115VAC	3SE5322-0SG22	3SE5312-0SG12
		230VAC	3SE5322-0SG23	3SE5312-0SG13
 3SE5322-0SJ21	With emergency release from the back and auxiliary release from the front	24VDC	3SE5322-0SJ21	3SE5312-0SJ11
		115VAC	3SE5322-0SJ22	3SE5312-0SJ12
		230VAC	3SE5322-0SJ23	3SE5312-0SJ13
 3SE5322-0SB21	Solenoid-locked	24VDC	3SE5322-0SB21	3SE5312-0SB11
		115VAC	3SE5322-0SB22	3SE5312-0SB12
		230VAC	3SE5322-0SB23	3SE5312-0SB13

Accessories



Description		Type
Standard actuator	Length 75.6 mm	3SE5000-0AV01
	With vertical fixing, length 53 mm	3SE5000-0AV02
	With transverse fixing, length 47 mm	3SE5000-0AV03
Radius actuator length 51mm	Direction of approach from the left	3SE5000-0AV04
	Direction of approach from the right	3SE5000-0AV06
Universal radius actuator	Length 77 mm	3SE5000-0AV05
	Length 77 mm, tab rotated 90°	3SE5000-0AV05-1AA6
Universal radius actuator, heavy duty	Length 67 mm	3SE5000-0AV07-1AK2
	Length 77 mm	3SE5000-0AV07

Prices available on request

Easy, flexible, efficient

Integrated connection of the field level to the control – revolutionized automation applications with AS-i and benefits

www.siemens.com/as-interface

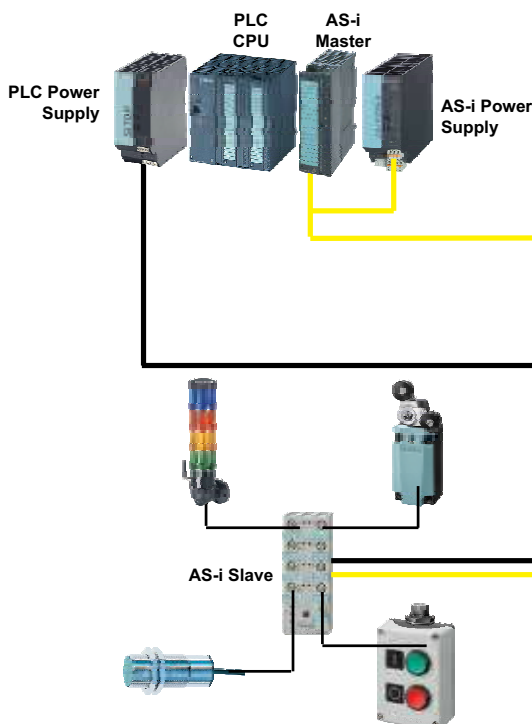
AS-i Masters and Power supplies



I/O Modules



Integrated Solutions




Actuator Sensor interface (AS-i) is a 2 wire simple bus system that connects field devices like limit switches, proximity sensors, valves, etc to a PLC. This eliminates the huge control cabling in your machine/ plant.

AS-i can be used in any machine / process having Sensors (Push buttons, Limit switches, Proximity sensors) Actuators

(Valves, indicating lamps, contactors etc.) across diverse industries.

- Reduction in field wiring
- Less source for errors
- Faster diagnostics
- Increased uptime
- Increased productivity



EtherNet/IP



SIMOCODE pro: Flexible, modular and safe

The made-to-measure motor management system

- Motor protection, monitoring and control in a single system
- Fail-safe disconnection of motors
- Detailed operating, service and diagnostics data
- Open communication via PROFIBUS / PROFINET and OPC UA

www.siemens.co.in

SIEMENS

SIMOCODE Pro

Basic Unit

Description	Type
Pro S on Profibus with 110-240VAC/DC control	3UF7020-1AU01-0
Pro S on Profibus with 24VDC control	3UF7020-1AB01-0
Pro V on Profibus with 110-240VAC/DC control	3UF7010-1AU00-0
Pro V on Profibus with 24VDC control	3UF7010-1AB00-0
Pro C on Profibus with 110-240VAC/DC control	3UF7000-1AU00-0
Pro C on Profibus with 24VDC control	3UF7000-1AB00-0
Pro V PN on Profinet with 110-240VAC/DC control	3UF7011-1AU00-0
Pro V PN on Profinet with 24VDC control	3UF7011-1AB00-0
Pro V on Modbus RTU with 110-240VAC/DC control	3UF7012-1AU00-0
Pro V on Modbus RTU with 24VDC control	3UF7012-1AB00-0
Pro V on EtherNet/IP with 110-240VAC/DC control	3UF7013-1AU00-0
Pro V on EtherNet/IP with 24VDC control	3UF7013-1AB00-0

Current Measuring Module

Description	Type
0.3 to 3A	3UF7100-1AA00-0
2.4 to 25A	3UF7101-1AA00-0
10 to 100A	3UF7102-1AA00-0
20 to 200A	3UF7103-1AA00-0
20 to 200A (Busbar Connection)	3UF7103-1BA00-0
63 to 630A (Busbar Connection)	3UF7104-1BA00-0

Current/Voltage Measuring Module (2nd generation)

Description	Type
0.3 to 4A	3UF7110-1AA01-0
3.0 to 40A	3UF7111-1AA01-0
10 to 115A	3UF7112-1AA01-0
20 to 200A	3UF7113-1AA01-0
20 to 200A (Busbar Connection)	3UF7113-1BA01-0
63 to 630A (Busbar Connection)	3UF7114-1BA01-0

Prices available on request

Operator Panel (Optional)

Description	Type
Operator Panel (for Pro S)	3UF7200-1AA01-0
Operator Panel (for Pro C, Pro V)	3UF7200-1AA010
Operator Panel with Display (for Pro V)	3UF7210-1AA01-0

Connecting Cable

Description	Type
Side by Side (0.025m flat)	3UF7930-0AA00-0
Length 0.1m (flat)	3UF7931-0AA00-0
Length 0.3m (flat)	3UF7935-0AA00-0
Length 0.5m (flat)	3UF7932-0AA00-0
Length 0.5m (round)	3UF7932-0BA00-0
Length 1m (round)	3UF7937-0BA00-0
Length 2.5m (round)	3UF7933-0BA00-0

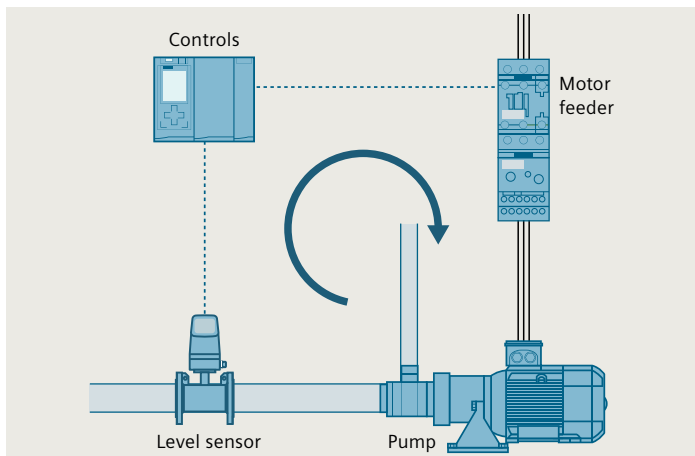
Configuration Software

Description	Type
Premium upgrade for SIMOCODE ES 2007	3ZS1322-6CC15-0YE5
SIRIUS SIMOCODE ES V18 Professional; floating license for one user, engineering software	3ZS1322-6CC16-0YA5

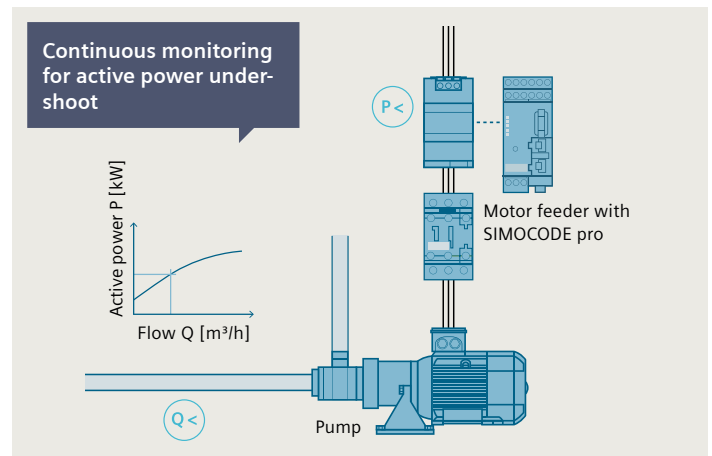
Accessories

Description	Type
PC Cable for PC/PG communication - USB connection	3UF7941-0AA00-0
Memory Module for pro S, pro C & pro V on Profibus	3UF7900-0AA01-0
Memory Module for pro V PN on Profinet	3UF7901-0AA01-0
Addressing Plug for pro S, pro C & pro V on Profibus	3UF7910-0AA00-0
Door Adaptor	3UF7920-0AA00-0
Initialization module for the automatic parameterization of SIMOCODE pro S/pro V	3UF7902-0AA00-0





Your benefits through active power-based dry running protection

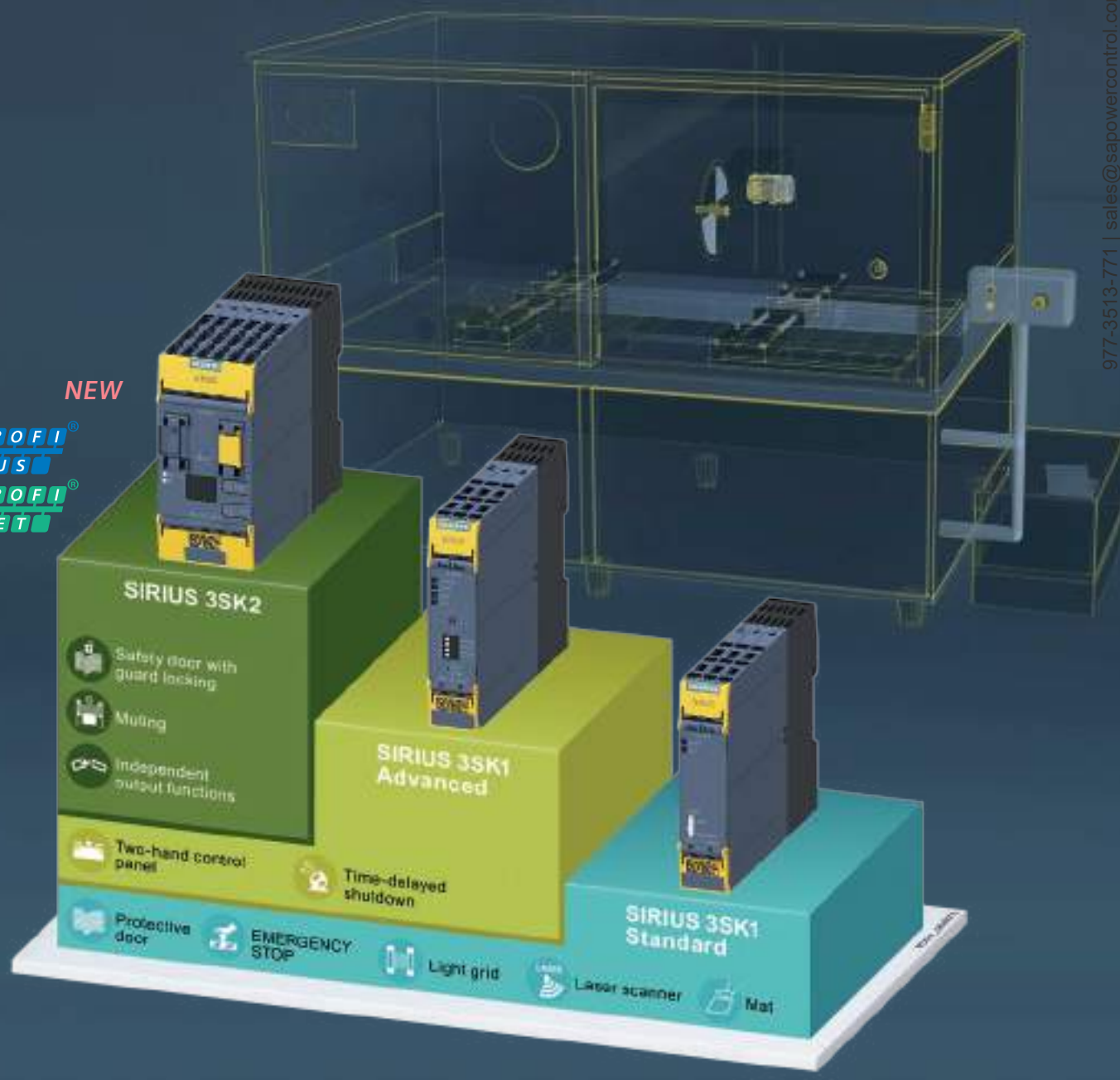


Conventional dry running monitoring with a sensor



Active power-based dry running protection

 <p>Earlier fault detection</p> <ul style="list-style-type: none"> • Direct conclusions concerning the flow rate can be drawn from the active power consumption of the pump motor • Reliable prevention of dry running of the pump and therefore less damage to the pump 	 <p>Cost and time savings</p> <ul style="list-style-type: none"> • No maintenance effort due to the elimination of mechanical wear of the sensors • No additional sensor required 	 <p>Reduction of hardware</p> <ul style="list-style-type: none"> • No need for additional sensors and mechanical components • Simplified engineering 	 <p>Reliable monitoring of the system</p> <ul style="list-style-type: none"> • Compliance with ATEX and IECEx criteria • Reliable and automatic pump switch-off in the event of inadmissible operating conditions
--------------------------------------------------------------------------------------------------------------------------------------------------------------------------------------------------------------------------------------------------------------------------------------------------------------------------------------------------------------------------------------------	-----------------------------------------------------------------------------------------------------------------------------------------------------------------------------------------------------------------------------------------------------------------------------------------------------	------------------------------------------------------------------------------------------------------------------------------------------------------------------------------------------------------------------------------------------------------------------------	---------------------------------------------------------------------------------------------------------------------------------------------------------------------------------------------------------------------------------------------------------------------------------------------------------------------------------------



SIRIUS 3SK Safety relays

Select the optimum device – precisely for your application

SIRIUS 3SK safety relays offer outstanding simplicity and flexibility. Their modular design simplifies the planning, commissioning and expansion of plants. Simple safety functions, such as EMERGENCY STOP and protective door monitoring up to SIL 3 and PL e, can be quickly implemented without programming.

The safety relays are certified in accordance with IEC 62061 and ISO 13849-1 and are internationally applicable. The 3SK1 and 3SK2 versions of the device are available to meet differing requirements. The devices can be used for both stand-alone and integrated solutions.

www.siemens.com/safety-relays










SIEMENS

SIRIUS 3SK Safety relays

Relay enable circuit	Semiconductor enable circuit	Contacts				Rated control supply voltage	Unit LP ₹	MOQ
		EC	SC	EC (td)	Adjustable Time Delay (td)			
SIRIUS 3SK1 standard basic units								
3SK1111-1AB30		3	1	--	--	24V AC/DC	29690.-	1
3SK1111-1AW20		3	1	--	--	110-240V AC/DC	29690.-	1
	3SK1112-1BB40	2	1	--	--	24V DC	27295.-	1
SIRIUS 3SK1 advanced basic units								
3SK1121-1CB41		2	--	2	0.05...3 Sec	24V DC	45505.-	1
3SK1121-1CB42		2	--	2	0.5...30 Sec	24V DC	45505.-	1
3SK1121-1CB44		2	--	2	5.0...300 Sec	24V DC	45505.-	1
	3SK1122-1CB41	2	--	2	0.05...3 Sec	24V DC	27295.-	1
	3SK1122-1CB42	2	--	2	0.5...30 Sec	24V DC	27295.-	1
	3SK1122-1CB44	2	--	2	5.0...300 Sec	24V DC	27295.-	1
SIRIUS 3SK1 Output expansion module								
3SK1211-1BB00		4	1			24V AC	26755.-	1
3SK1211-1BB40		4	1			24V DC	26755.-	1
3SK1211-1BW20		4	1			110-240V AC/DC	26755.-	1
SIRIUS 3SK2 Basic Unit								
	3SK2112-1AA10	10	--	2	0.05...3 Sec	24V DC	Prices available on request	1
	3SK2122-1AA10	20	--	4	0.05...3 Sec			1

Note: EC = enable Circuit(s), SC = signaling circuit(s), td = delayed

Everything for your safety

Detecting	Evaluating	Reacting
<p>Which sensors can be connected?</p> <div style="display: flex; justify-content: space-around;"> <div style="text-align: center;">  <p>SIRIUS 3SE5 position switches</p> </div> <div style="text-align: center;">  <p>SIRIUS ACT / 3SB5 Emergency STOP</p> </div> </div> <div style="display: flex; justify-content: space-around; margin-top: 10px;"> <div style="text-align: center;">  <p>SIRIUS ACT Two-hand operation consoles</p> </div> <div style="text-align: center;">  <p>SIRIUS foot switches</p> </div> </div>	<p>How can you perform quick, flexible evaluation?</p> <div style="text-align: center; margin-top: 20px;">  <p>SIRIUS 3SK Safety relays</p> </div> <div style="text-align: center; margin-top: 10px;">  <p>SIRIUS 3RQ1 Coupling relays NEW</p> </div>	<p>Which actuators can be connected?</p> <div style="display: flex; justify-content: space-around; margin-top: 20px;"> <div style="text-align: center;">  <p>SIRIUS 3RT Contactors</p> </div> <div style="text-align: center;">  <p>SIRIUS 3RM1 Motor Starters</p> </div> </div> <div style="text-align: center; margin-top: 10px;">  <p>SIRIUS 3RW Soft Starter</p> </div>


SIRIUS 3RQ1 coupling relays NEW

The 3RQ1 relays are force-guided in accordance with IEC 60947-5-1 (IEC 61810-3), the mechanical connection between the contacts ensures the NO and NC contacts are never closed simultaneously. This means failures to open can be reliably recognized in order to ensure maximum safety. These coupling relays are also an integral component of the 3SK safety relay system and serve as an output expansion module. 3RQ1 coupling relays are available in two variants to fulfill SIL 2 & SIL 3.



Type	Contacts		Rated control supply voltage	Unit LP ₹	MOQ
	NO	NC			
3RQ1000-1EB00	1	1	24V DC	Prices available on request	1
3RQ1000-1GB00	2	1			1
3RQ1000-1HB00	2	2			1
3RQ1000-1LB00	4	1			1

Safety evaluation with TIA selection tool - The fast way to a safe solution
www.siemens.com/safety



Power Factor Correction

www.siemens.co.in

SIEMENS

Siemens switchgear. Tried, tested, trusted.

SIECAP™ LV Power Capacitors

ND+ (Normal Duty) - Al Can, MPP resin filled

- High pulse current withstand capability (upto 200.I_N)
- Long life expectancy upto 100000 hrs
- Self healing type
- Inbuilt over pressure disconnecter
- Shock hazard protected SIGUT terminals



977-3513-771 | sales@sapowercontrol.com

Rated voltage V	kvar @ 50 Hz	Type	Unit LP* ₹	Std. pkg. (nos.)
440	5	4RB2050-3EE52-8K	2945.-	1
	6	4RB2060-3EE52-8K	2945.-	1
	7	4RB2070-3EE52-8K	3225.-	1
	7.5	4RB2075-3EE52-8K	3460.-	1
	8.3	4RB2083-3EE52-8K	3830.-	1
	9	4RB2090-3EE52-8K	4145.-	1
	10	4RB2100-3EE52-8K	4615.-	1
	12.5	4RB2125-3EE52-8K	4980.-	1
	15	4RB2150-3EE52-8K	5970.-	1
	16.7	4RB2167-3EE52-8K	6635.-	1
	20	4RB2200-3EE52-8K	7940.-	1
	20.8	4RB2208-3EE52-8K	8270.-	1
	25	4RB2250-3EE52-8K	9945.-	1
	28	4RB2280-3EE52-8K	11130.-	1
30	4RB2300-3EE52-8K	11935.-	1	

Rated voltage V	kvar @ 50 Hz	Type	Unit LP* ₹	Std. pkg. (nos.)
480	5	4RB2050-3EJ52-8K	2710.-	1
	5.5	4RB2055-3EJ52-8K	3000.-	1
	8.3	4RB2083-3EJ52-8K	4000.-	1
	10.4	4RB2104-3EJ52-8K	5010.-	1
	11.1	4RB2111-3EJ52-8K	5110.-	1
	12.5	4RB2125-3EJ52-8K	5240.-	1
	13.8	4RB2138-3EJ52-8K	5780.-	1
	15	4RB2150-3EJ52-8K	6280.-	1
	16.7	4RB2167-3EJ52-8K	6985.-	1
	20.8	4RB2208-3EJ52-8K	8710.-	1
	25	4RB2250-3EJ52-8K	10460.-	1
	27.7	4RB2277-3EJ52-8K	11595.-	1
	30	4RB2300-3EJ52-8K	12560.-	1

Purchase MOQ for our dealers is in multiples of standard packing, please contact your nearest Siemens Sales Office for further details.

For information on less than 5 kvar and other kvar ratings at different voltages and frequency and use with detuned reactors, please contact your nearest Siemens Sales Office.



Std. Pkg. = 1 unit

SIECAP™ LV Power Capacitors

HD (Heavy Duty) - Al Can, MPP resin filled

- High pulse current withstand capability (up to 250.I_N)
- Long life expectancy up to 130000 hrs
- Self healing type
- Inbuilt over pressure disconnecter
- Shock hazard protected SIGUT terminals



Rated voltage V	kvar @ 50 Hz	Type	Unit LP* ₹	Std. pkg. (nos.)
415	5	4RB2050-3EB53-8K	3610.-	1
	7.5	4RB2075-3EB53-8K	4795.-	1
	10.4	4RB2104-3EB53-8K	6655.-	1
	12.5	4RB2125-3EB53-8K	7220.-	1
	15	4RB2150-3EB53-8K	8670.-	1
	20	4RB2200-3EB53-8K	11555.-	1
	25	4RB2250-3EB53-8K	14445.-	1
440	5	4RB2050-3EE53-8K	3720.-	1
	7.5	4RB2075-3EE53-8K	4795.-	1
	10	4RB2100-3EE53-8K	6395.-	1
	12.5	4RB2125-3EE53-8K	7220.-	1
	15	4RB2150-3EE53-8K	8670.-	1
	20	4RB2200-3EE53-8K	11555.-	1
	25	4RB2250-3EE53-8K	14445.-	1
	28.1	4RB2281-3EE53-8K	16225.-	1
30	4RB2300-3EE53-8K	17325.-	1	

Rated voltage V	kvar @ 50 Hz	Type	Unit LP* ₹	Std. pkg. (nos.)
480	5	4RB2050-3EJ53-8K	3720.-	1
	6.3	4RB2063-3EJ53-8K	4160.-	1
	8.3	4RB2083-3EJ53-8K	5480.-	1
	10.4	4RB2104-3EJ53-8K	6230.-	1
	11	4RB2110-3EJ53-8K	6590.-	1
	12.5	4RB2125-3EJ53-8K	7480.-	1
	13.8	4RB2138-3EJ53-8K	8260.-	1
	15	4RB2150-3EJ53-8K	8975.-	1
	16.7	4RB2167-3EJ53-8K	9990.-	1
	18.7	4RB2187-3EJ53-8K	11185.-	1
	20	4RB2200-3EJ53-8K	11975.-	1
	22	4RB2220-3EJ53-8K	13155.-	1
	25	4RB2250-3EJ53-8K	14950.-	1
	28.1	4RB2281-3EJ53-8K	16810.-	1
	30	4RB2300-3EJ53-8K	17940.-	1
525	5	4RB2050-3FC53-8K	3835.-	1
	6.3	4RB2063-3FC53-8K	4300.-	1
	8.3	4RB2083-3FC53-8K	5655.-	1
	10.4	4RB2104-3FC53-8K	6435.-	1
	12.5	4RB2125-3FC53-8K	7745.-	1
	13.2	4RB2132-3FC53-8K	8175.-	1
	15	4RB2150-3FC53-8K	9280.-	1
	16.7	4RB2167-3FC53-8K	10350.-	1
	20	4RB2200-3FC53-8K	12375.-	1
	25	4RB2250-3FC53-8K	15470.-	1
	26.5	4RB2265-3FC53-8K	16400.-	1
	30	4RB2300-3FC53-8K	18570.-	1
	33.1	4RB2331-3FC53-8K	20480.-	1

Purchase MOQ for our dealers is in multiples of standard packing, please contact your nearest Siemens Sales Office for further details.

For information on less than 5 kvar and other kvar ratings at different voltages and frequency and use with detuned reactors, please contact your nearest Siemens Sales Office.



Std. Pkg. = 1 unit

LP - List Price

SIECAP™ LV Power Capacitors

SHD (Super Heavy Duty) - Al Can, MPP resin filled

- High pulse current withstand capability (upto 500.I_N)
- Long life expectancy upto 200000 hrs
- Self healing type
- Inbuilt over pressure disconnecter
- Shock hazard protected SIGUT terminals



Rated voltage V	kvar @ 50 Hz	Type	Unit LP* ₹	Std. pkg. (nos.)
415	5	4RB1050-3EB50-8K	4115.-	1
	6.3	4RB1063-3EB50-8K	4600.-	1
	7.5	4RB1075-3EB50-8K	5475.-	1
	10.4	4RB1104-3EB50-8K	7595.-	1
	12.5	4RB1125-3EB50-8K	8245.-	1
	15	4RB1150-3EB50-8K	9895.-	1
	20	4RB1200-3EB50-8K	13195.-	1
	25	4RB1250-3EB50-8K	16495.-	1
	28.1	4RB1281-3EB50-8K	18525.-	1
	30	4RB1300-3EB50-8K	19790.-	1
440	5	4RB1050-3EE50-8K	4245.-	1
	7.5	4RB1075-3EE50-8K	5475.-	1
	10	4RB1100-3EE50-8K	7305.-	1
	10.4	4RB1104-3EE50-8K	7595.-	1
	12.5	4RB1125-3EE50-8K	8245.-	1
	15	4RB1150-3EE50-8K	9895.-	1
	16.7	4RB1167-3EE50-8K	11015.-	1
	20	4RB1200-3EE50-8K	13195.-	1
	25	4RB1250-3EE50-8K	16495.-	1
	28.1	4RB1281-3EE50-8K	18525.-	1
480	5	4RB1050-3EJ50-8K	4245.-	1
	6.3	4RB1063-3EJ50-8K	4745.-	1
	8.3	4RB1083-3EJ50-8K	6260.-	1
	10.4	4RB1104-3EJ50-8K	7105.-	1
	11	4RB1111-3EJ50-8K	7525.-	1
	12.5	4RB1125-3EJ50-8K	8540.-	1
	13.8	4RB1138-3EJ50-8K	9440.-	1
	15	4RB1150-3EJ50-8K	10250.-	1
	16.7	4RB1167-3EJ50-8K	11405.-	1
	18.7	4RB1187-3EJ50-8K	12775.-	1
20	4RB1200-3EJ50-8K	13670.-	1	
22	4RB1220-3EJ50-8K	15025.-	1	
25	4RB1250-3EJ50-8K	17070.-	1	
28.1	4RB1281-3EJ50-8K	19195.-	1	
30	4RB1300-3EJ50-8K	20490.-	1	
31	4RB1310-3EJ50-8K	21180.-	1	
33	4RB1330-3EJ50-8K	22550.-	1	

Rated voltage V	kvar @ 50 Hz	Type	Unit LP* ₹	Std. pkg. (nos.)
525	5	4RB1050-3FC50-8K	4375.-	1
	6.3	4RB1063-3FC50-8K	4910.-	1
	8.3	4RB1083-3FC50-8K	6455.-	1
	10.4	4RB1104-3FC50-8K	7350.-	1
	12.5	4RB1125-3FC50-8K	8840.-	1
	13.2	4RB1132-3FC50-8K	9335.-	1
	15	4RB1150-3FC50-8K	10600.-	1
	16.7	4RB1167-3FC50-8K	11815.-	1
	20	4RB1200-3FC50-8K	14130.-	1
	25	4RB1250-3FC50-8K	17665.-	1
690	26.5	4RB1265-3FC50-8K	18735.-	1
	30	4RB1300-3FC50-8K	21210.-	1
	33.1	4RB1331-3FC50-8K	23390.-	1
	5.3	4RB1053-3GK50-8K	3865.-	1
	6.9	4RB1068-3GK50-8K	5050.-	1
	10.4	4RB1104-3GK50-8K	7595.-	1
	12.5	4RB1125-3GK50-8K	9135.-	1
	14.6	4RB1146-3GK50-8K	10665.-	1
	20	4RB1200-3GK50-8K	14610.-	1
	25	4RB1250-3GK50-8K	18260.-	1

Purchase MOQ for our dealers is in multiples of standard packing, please contact your nearest Siemens Sales Office for further details
 For information on less than 5 kvar and other kvar ratings at different voltages and frequency and use with detuned reactors, please contact your nearest Siemens Sales Office.

Harmonics filter

Detuned reactor

Features

- Insulation class H
- High linearity
- Temperature control via micro switch
- Low losses and low noise



Copper Detuned Reactors

Bank size	Detuning factor	Type	Unit LP* ₹
5kvar	5.67%	4KA1220-1AC01-0AA0	19060.-
10kvar	5.67%	4KA1220-3AC01-0AA0	22615.-
12.5kvar	5.67%	4KA1220-4AC01-0AA0	26470.-
15kvar	5.67%	4KA1220-5AC01-0AA0	28595.-
20kvar	5.67%	4KA1220-6AC01-0AA0	30585.-
25kvar	5.67%	4KA1220-7AC01-0AA0	32725.-
5kvar	7%	4KA1220-1AA01-0AA0	19045.-
10kvar	7%	4KA1220-3AA01-0AA0	26125.-
12.5kvar	7%	4KA1220-4AA01-0AA0	28205.-
15kvar	7%	4KA1220-5AA01-0AA0	32570.-
20kvar	7%	4KA1220-6AA01-0AA0	34695.-
25kvar	7%	4KA1220-7AA01-0AA0	36510.-
50kvar	7%	4KA1220-2BA01-0AA0	65050.-
75kvar	7%	4KA1220-3BA03-0AA0	91225.-
100kvar	7%	4KA1220-4BA03-0AA0	114820.-
5kvar	14%	4KA1220-1AB01-0AA0	25075.-
12.5kvar	14%	4KA1220-4AB01-0AA0	42080.-
15kvar	14%	4KA1220-5AB01-0AA0	49270.-
20kvar	14%	4KA1220-6AB01-0AA0	59955.-
25kvar	14%	4KA1220-7AB01-0AA0	67415.-
50kvar	14%	4KA1220-2BB01-0AA0	109475.-
75kvar	14%	4KA1220-3BB03-0AA0	140055.-
100kvar	14%	4KA1220-4BB03-0AA0	203630.-

Aluminium Detuned Reactors

Bank size	Detuning factor	Type	Unit LP* ₹
5kvar	5.67%	4KA1420-1AC01-0AA0	14160.-
10kvar	5.67%	4KA1420-3AC01-0AA0	18055.-
12.5kvar	5.67%	4KA1420-4AC01-0AA0	19785.-
15kvar	5.67%	4KA1420-5AC01-0AA0	23400.-
20kvar	5.67%	4KA1420-6AC01-0AA0	26680.-
25kvar	5.67%	4KA1420-7AC01-0AA0	27015.-
50kvar	5.67%	4KA1420-2BC01-0AA0	49155.-
5kvar	7%	4KA1420-1AA01-0AA0	15075.-
10kvar	7%	4KA1420-3AA01-0AA0	19395.-
12.5kvar	7%	4KA1420-4AA01-0AA0	21445.-
15kvar	7%	4KA1420-5AA01-0AA0	24175.-
20kvar	7%	4KA1420-6AA01-0AA0	25745.-
25kvar	7%	4KA1420-7AA01-0AA0	27535.-
50kvar	7%	4KA1420-2BA01-0AA0	47345.-
75kvar	7%	4KA1420-3BA03-0AA0	64325.-
100kvar	7%	4KA1420-4BA03-0AA0	84120.-
5kvar	14%	4KA1420-1AB01-0AA0	20520.-
10kvar	14%	4KA1420-3AB01-0AA0	30780.-
12.5kvar	14%	4KA1420-4AB01-0AA0	33495.-
15kvar	14%	4KA1420-5AB01-0AA0	39655.-
20kvar	14%	4KA1420-6AB01-0AA0	44025.-
25kvar	14%	4KA1420-7AB01-0AA0	53720.-
50kvar	14%	4KA1420-2BB01-0AA0	95035.-



3TS Capacitor duty Contactors

Now in
TI - GREY **NEW**

The 3TS capacitor duty contactor (with **patented** de-latching technology) provides a reliable and economical solution for capacitor switching applications.

Features and Benefits

- De-latching operating principle
- SIGUT Termination technique
- Finger touch proof terminals
- Compact Dimensions
- DIN / Screw mounting
- Reliable switching of capacitor banks
- Ease of wiring (can obviate use of lugs)
- Operator Safety
- Space saving
- Flexible mounting



Capacitor kVAr 415V, 3ph, 50Hz	Built-in aux. contacts	Type®	Unit LP ₹	Built-in aux. contacts	Type®	Unit LP ₹	Std. pkg. (nos.)
5 kvar NEW	1 NO	3TS2110-0A..5-8K†	2540.-				
7 kvar	1 NO	3TS1110-0A..5-8K†	2795.-				
10 kvar NEW	–	3TS2200-0A..5-8K†	3035.-	1NO+1NC	3TS2211-0A..5-8K	3480.-	
12.5 kvar	–	3TS1200-0A..5-8K†	3110.-	1NO+1NC	3TS1211-0A..5-8K	3555.-	1
16 kvar	–	3TS1300-0A..5-8K†	4275.-	1NO+1NC	3TS1311-0A..5-8K	4715.-	1
20 kvar	–	3TS1400-0A..5-8K†	4815.-	1NO+1NC	3TS1411-0A..5-8K	5245.-	1
25 kvar	–	3TS1500-0A..5-8K†	5560.-	1NO+1NC	3TS1511-0A..5-8K	6010.-	1
30 kvar NEW	–	3TS2500-0A..5-8K†	8665.-	1NO+1NC	3TS2511-0A..5-8K	9110.-	1
40 kvar NEW	2 NO + 2 NC	3TS2722-0A..5-8K	14700.-				
50 kvar	2 NO + 2 NC	3TS1722-0A..5-8K	17210.-				

† Facility to add one contact block of 1NO / 1NC

@ AC 50Hz coil code - Please enter coil codes from table below

Code	For 3TS contactors		
	F0	P0	R0
Coil voltage (V)	110	230	415

Auxiliary contact blocks

For contactor	Description	Type	Unit LP ₹	Std. pkg. (nos.)
3TS1110-3TS1500	1NO	■ 3TX4010-2A	245.-	10
	1NC	■ 3TX4001-2A	245.-	10

3MT7 Capacitor Duty Contactors **NEW**

Capacitor kvar 440V AC, 3Ph, 50Hz	Built-in aux. contacts	Type	Unit LP ₹	Std. pkg. (nos.)
60kVAr	1NO+2NC	3MT70060JA126A..	18290.-	1
80kVAr	1NO+2NC	3MT70080JA126A..	22455.-	1
100kVAr	1NO+2NC	3MT70100JA126A..	23335.-	1

Please add coil code from adjacent table

Note: For SIRIUS 3RT26 Capacitor Duty Contactors - Please contact Siemens

Refer Page No 41 for Capacitor Duty Contactor Spares

Coil 50/60Hz for 60 kvar contactor

Coil Code	C2	G2	N2	P2	R2
Voltage	24V AC	110V AC	■ 220V AC	■ 240V AC	415V AC

Coil 50Hz for 80 & 100 kvar contactors

Coil Code	F0	M0	U0	V0
Voltage	110V AC	■ 220V AC	■ 240V AC	415V AC



Automatic Power Factor Correction Relay (APFC relay)

Now in
TI - GREY **NEW**

Features

- Easy accessibility of parameters
- Universal control supply—optimizing the no of variants
- Automatic/ Linear/ rotational switching modes of banks
- Selectable 1A/ 5A current input
- LCD version with RS485 Communication MODBUS RTU Protocol
- Confirms to IEC60947-5-1, carry CE and RoHS Compliant



for more info scan QR code



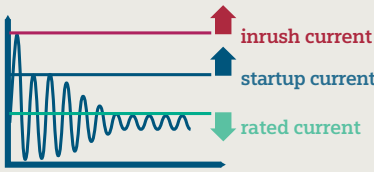
7UG0572-1GT20

Description	Type	Unit LP ₹	Std. pkg. (nos.)
Automatic Power factor correction relay (APFC relay)	8 Stage with LCD display	7UG0571-1FT20	23345.-
	12 Stage with LCD display	7UG0572-1GT20	25005.-
	12 stage with LED display	7UG0572-1GT21	14300.-

IE3- and IE4-compliant motors

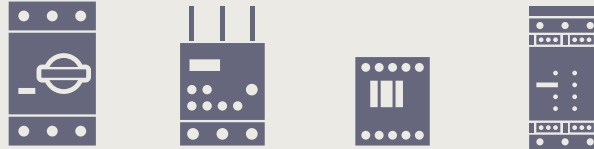


consume less energy



but are characterized by higher currents during starting

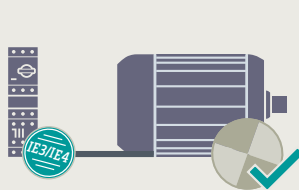
This is why we have optimized our SIRIUS switching devices for IE3 and IE4 motors



IE3/IE4 ready
AC-3e

SIRIUS controls

For example



No false tripping during startup process



Reliable switching capacity for use with IE3 and IE4 motors

Reliable switching and protection of motors at all times



Are you IE3/IE4 ready?

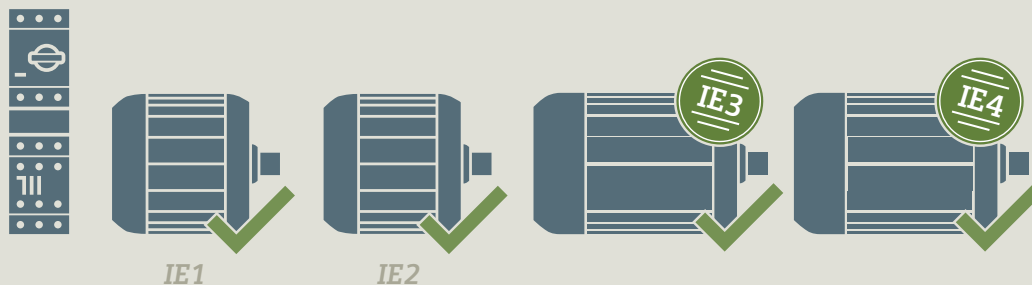
Type 2 Solutions

www.siemens.co.in

SIEMENS

www.sapowercontrol.com

Reliable switching and protection of IE3/IE4 motors at any time



Fuseless selection type 2, Iq = 50kA, IS/IEC:60947-4-1 (Motor starter protector 3RV2 + Contactor 3RT)

Suitable for IE3/IE4

- The selection is valid only for complete Siemens combinations i.e. MPCB + contactor + bi-relay (+timer)
- In case this combination is changed to accommodate another brand/rating of MPCB/MCCB/contactor/BMR, it shall be the responsibility of the person making such a change to assure Type 2 performance.
- Selection is for normal starting conditions (Class 10 Feeder). For heavy starting applications (e.g. ID/FD fans, reciprocating compressor, ball mills etc.), please consult Siemens.
- All selections with MPCB are Type tested, selections with MCCB are recommended. For type tested selections & higher breaking capacity refer "Load feeder configuration manual".
- Low LCC = Low life cycle cost

3RV20 comes with in-built overload protection, hence external bi-relay is eliminated

Direct-on-line feeder, for low LCC

SL Motor		Circuit breaker®		Contactor		Bi-relay	
kW 415V, 3ph, 50/60 Hz	I _L Amps (Guide value)	Type	Rating Amps	Type	Rating Amps	Type	Set-Range Amp
0.37	1.1	3RV2011-0KA10	1.25	3RT2015	7	#	0.9 ... 1.1
0.55	1.5	3RV2011-1AA10	1.6	3RT2015	7	#	1.1 ... 1.4
0.75	1.9	3RV2011-1BA10	2	3RT2015	7	#	1.8 ... 2.2
1.1	2.7	3RV2011-1DA10	3.2	3RT2015	7	#	2.2 ... 2.8
1.5	3.6	3RV2011-1FA10	5	3RT2024	12	#	3.5 ... 4.5
2.2	5.0	3RV2011-1GA10	6.3	3RT2024	12	#	4.5 ... 5.5
3.7	6.5	3RV2011-1HA10	8	3RT2024	12	#	5.5 ... 7
4	8.5	3RV2011-1JA10	10	3RT2024	12	#	7 ... 9
5.5	11.5	3RV2011-1KA10	12.5	3RT2024	12	#	9 ... 10
7.5	15.5	3RV2021-4BA10	20	3RT2027	32	#	13 ... 16
11	22	3RV2021-4CA10	22	3RT2027	32	#	18 ... 23
15	29	3RV2021-4EA10*	32	3RT2027	32	#	27 ... 30
18.5	35	3RV2032-4PA10	36	3RT2035	40	#	28 ... 32
22	41	3RV2032-4VA10	45	3RT2036	50	#	35 ... 42
30	55	3RV2032-4XA10	59	3RT2037	65	#	49 ... 54
37	66	3RV2032-4KA10	73	3RT2038	80	#	62 ... 70
45	80	3RV2042-4RA10	84	3RT2045	80	#	65 ... 80
55	97	3RV2042-4MA10	100	3RT2047	110	#	80 ... 100
55	97	3VA2216-5MN32-0AA0	160	3RT1054	115	#	63 ... 115
75	132	3VA2216-5MN32-0AA0	160	3RT1055	150	#	63 ... 140
90	160	3VA2220-5MN32-0AA0	200	3RT1056	185	#	80 ... 175
110	195	3VA2325-5MN32-0AA0	250	3RT1064	225	#	100 ... 225
132	230	3VA2440-5MN32-0AA0	400	3RT1065	265	#	160 ... 265
160	280	3VA2440-5MN32-0AA0	400	3RT1066	300	#	160 ... 300
200	350	3VA2450-5MN32-0AA0	500	3RT1075	400	#	200 ... 400
250	430	3VA2450-5MN32-0AA0	500	3RT1076	500	#	200 ... 440

* Starting current up to 256A

\$ 3RV21 'relay function' motor protection circuit-breaker can also be used in place of 3RV10 / 3RV20 MPCB respectively

@ Motor switching operations with circuit breaker 3VA are not allowed.

Alternative combinations with 3VA1 available, contact nearest sales office

For more motor feeder selection charts with various SIRIUS devices see configuration manual "Configuring SIRIUS Innovations – Selection Data for Fuseless and Fused Load Feeders", <https://support.industry.siemens.com/cs/ww/en/view/39714188>



Fuseless selection type 2, Iq = 50kA, IS/IEC:60947-4-1 (3RV with 3RT & 3RU)

Suitable for IE2 motors

- The selection is valid only for complete Siemens combinations i.e. MPCB / MCCB + contactor + bi-relay (+timer)
- In case this combination is changed to accommodate another brand/rating of MPCB/MCCB/contactor/BMR, it shall be the responsibility of the person making such a change to assure Type 2 performance.
- Selection is for normal starting conditions (class 10 feeder). For heavy starting applications (e.g. ID/FD fans, reciprocating compressor, ball mills etc.), please consult Siemens.
- The electronic star-delta timer type 3RP should be used in star-delta feeders.
- All selections with MPCB are Type tested, selections with MCCB are recommended. For type tested selections & higher breaking capacity refer "Load feeder configuration manual".
- Low LCC = Low life cycle cost

Direct-on-line feeder, for low LCC

SL motor		Circuit breaker [§]		Contactor		Bi-relay	
kW 415V, 3ph, 50/60 Hz	I _L Amp	Type	Amp	Type	Amp	Type	Set-Range Amp
0.37	1.1	3RV2011-0KA10	1.25	3RT2015	7	#	0.9 ... 1.25
0.55	1.4	3RV2011-1AA10	1.6	3RT2015	7	#	1.1 ... 1.6
0.75	1.7	3RV2011-1BA10	2	3RT2015	7	#	1.4 ... 2
1.1	2.4	3RV2011-1DA10	3.2	3RT2015	7	#	2.2 ... 3.2
1.5	3.2	3RV2011-1EA10	4	3RT2015	7	#	2.8 ... 4
2.2	4.8	3RV2011-1GA10	6.3	3RT2024	12	#	4.5 ... 6.3
3.7	7.4	3RV2011-1HA10	8	3RT2024	12	#	5.5 ... 8
4	8.5	3RV2011-1JA10	10	3RT2024	12	#	7.....10
5.5	11.5	3RV2011-1KA10	12.5	3RT2024	12	#	9 ... 12.5
7.5	15	3RV2011-4AA10	16	3RT2026	25	#	10 ... 16
11	21	3RV2021-4DA10	25	3RT2027	32	#	20 ... 25
15	29	3RV2021-4EA10	32	3RT2027	32	#	27 ... 32
18.5	34	3RV2032-4UA10	40	3RT2035	40	#	32 ... 40
22	40	3RV2032-4VA10	45	3RT2036	50	#	35 ... 45
30	57	3RV2032-4JA10	65	3RT2037	65	#	54 ... 65
37	64	3RV2032-4KA10	73	3RT2038	80	#	62 ... 73
45	77	3RV2032-4RA10*	80	3RT2038	80	#	70 ... 80
55	101	3VA1112-5MH32-0AA0	125	3RT1054	115	3RU2156-5CB10-8K	90... 125
75	134	3VA1216-5MH32-0AA0	160	3RT1055	150	3RU2156-5DB10-8K	110 ... 160
90	160	3VA1220-5MH32-0AA0	200	3RT1056	185	3RU2156-5EB10-8K	140 ... 200
110	190	3VA1325-5MH32-0AA0	250	3RT1064	225	3RU2166-5FB10-8K	180 ... 250
132	228	3VA1325-5MH32-0AA0	250	3RT1065	265	3RU2166-5FB10-8K	180 ... 250
160	269	3VA1332-5MH32-0AA0	320	3RT1066	300	3RU2166-5GB10-8K	220 ... 320
200	350	3VA1440-5MH32-0AA0	400	3RT1075	400	3RU2176-5HB10-8K	280 ... 400
250	430	3VA1450-5MH32-0AA0	500	3RT1076	500	3RU2176-5JB10-8K	350 ... 500

§ 3RV11 / 3RV21 'relay function' motor protection circuit-breaker can also be used in place of 3RV10 / 3RV20 motor protection circuit-breaker respectively

3RV10/3RV20 comes with in-built overload protection, hence external bi-relay is eliminated

* Starting current up to 720A

Suitable for IE2/IE3/IE4 Motors

Star-Delta feeder, for Low LCC

SL motor			Circuit breaker [§]		Contactor line/delta		Contactor star		Bi-relay		Timer
kW 415V, 3ph, 50/60 Hz	I _L Amps	I _{Ph} Amps	Type	Rating Amps	Type	Rating Amps	Type	Rating Amps	Type	Set-Range Amp	Type
5.5	11.5	6.7	3RV2321-4AC10	16	3RT2026	25	3RT2015	7	3RU2126-1HB0	5.5 - 8	3RP15
7.5	15.5	8.7	3RV2321-4AC10	16	3RT2026	25	3RT2015	7	3RU2126-1JB0	7-10	3RP15
11	22	12.2	3RV2321-4DC10	25	3RT2027	32	3RT2024	12	3RU2126-4AB0	11...16	3RP15
15	29	16.8	3RV2321-4EC10	32	3RT2027	32	3RT2024	12	3RU2126-4BB0	14 ... 20	3RP15
18.5	35	19.7	3RV2332-4UC10	40	3RT2035	40	3RT2027	32	3RU2136-4DB0	18 ... 25	3RP15
22	41	23.2	3RV2332-4VC10	45	3RT2036	50	3RT2027	32	3RU2136-4EB0	22 ... 32	3RP15
30	55	33.1	3RV2332-4JC10	65	3RT2037	65	3RT2035	40	3RU2136-4FB0	28 ... 40	3RP15
37	66	37.1	3RV2332-4KC10	73	3RT2038	80	3RT2035	40	3RU2136-4GB0	36 ... 45	3RP15
45	80	44.7	3RV2332-4RC10	80	3RT2038	80	3RT2035	40	3RU2136-4HB0	40 ... 50	3RP15
55	97	58.6	3VA1112-5MH32-0AA0	125	3RT2045	80	3RT2036	50	3RU2146-4JB0	45 ... 63	3RP15
75	134	77.7	3VA1216-5MH32-0AA0	160	3RT1054	115	3RT2037	65	3RU2156-5BB10-8K	70 ... 100	3RP15
90	156	90.5	3VA1220-5MH32-0AA0	200	3RT1055	150	3RT2038	80	3RU2156-5BB10-8K	70 ... 100	3RP15
110	190	110.2	3VA1325-5MH32-0AA0	250	3RT1056	185	3RT2046	95	3RU2156-5CB10-8K	90 ... 125	3RP15
132	228	132.2	3VA1325-5MH32-0AA0	250	3RT1056	185	3RT1054	115	3RU2156-5DB10-8K	110 ... 160	3RP15
160	269	156	3VA1332-5MH32-0AA0	320	3RT1064	225	3RT1054	115	3RU2166-5EB10-8K	140 ... 200	3RP15
200	350	203	3VA1440-5MH32-0AA0	400	3RT1065	265	3RT1056	185	3RU2166-5FB10-8K	180 ... 250	3RP15
250	430	249	3VA1450-5MH32-0AA0	500	3RT1066	300	3RT1064	225	3RU2166-5GB10-8K	220 ... 320	3RP15

Fuse protected selection type 2, Iq = 50kA, IS/IEC:60947-4-1 (3KL with 3RT & 3RU)

Suitable for IE2 motors

- The selection is valid only for complete Siemens combinations i.e. SDF + DIN Fuse + Contactor + Bi-Relay (+ timer).
- In case this combination is changed to accommodate another brand/rating of SDF/DIN Fuse/Contactor/BMR, it shall be the responsibility of the person making such a change to assure type 2 performance.
- Selection is for normal starting conditions (class 10 feeder). (For heavy starting applications e.g. ID/FD fans, reciprocating compressor, ball mills etc., please consult Siemens.)
- The electronic star-delta timer type 3RP should be used in star-delta feeders.
- SDF: Switch Disconnecter Fuse. All fuses are DIN HRC type.
- Tested Type 2 combinations
- Low LCC = Low Life Cycle Cost

Direct-on-line feeder, for Low LCC

SL Motor		SDF		Fuse		Contactor		Bi-Relay	
kW 415V, 3ph, 50/60 Hz	I _L Amps	Type	Amp	Type	Amps	Type	Rating Amps	Type	Set-Range Amp
0.37	1.1	3KL811	20	3NA78040RC	4	3RT2015	7	3RU2116-0KB0	0.9 ... 1.25
0.55	1.4	3KL811	20	3NA78040RC	4	3RT2015	7	3RU2116-1AB0	1.1 ... 1.6
0.75	1.7	3KL811	20	3NA78010RC	6	3RT2015	7	3RU2116-1BB0	1.4 ... 2
1.1	2.4	3KL811	20	3NA78010RC	6	3RT2015	7	3RU2116-1DB0	2.2 ... 3.2
1.5	3.2	3KL811	20	3NA78030RC	10	3RT2015	7	3RU2116-1EB0	2.8 ... 4
2.2	4.8	3KL811	20	3NA78050RC	16	3RT2015	7	3RU2116-1GB0	4.5 ... 6.3
3.7	7.4	3KL811	20	3NA78070RC	20	3RT2024	12	3RU2126-1JB0	7...10
5.5	11.2	3KL812	32	3NA78100RC	25	3RT2024	12	3RU2126-1KB0	9 ... 12.5
7.5	15	3KL812	32	3NA78120RC	32	3RT2025	17	3RU2126-4AB0	11 ...16
11	21	3KL815	63	3NA78200RC	50	3RT2027	32	3RU2126-4DB0	20 ... 25
15	28	3KL815	63	3NA78220RC	63	3RT2035	40	3RU2136-4EB0	22 ... 32
18.5	34	3KL821	100	3NA78240RC	80	3RT2035	40	3RU2136-4FB0	28 ... 40
22	40	3KL821	100	3NA78240RC	80	3RT2036	50	3RU2136-4GB0	36 ... 45
30	57	3KL821	100	3NA78300RC	100	3RT2037	65	3RU2136-4QB0	47 ... 57
37	64	3KL822	125	3NA78320RC	125	3RT2038	80	3RU2136-4KB0	62 ... 73
45	77	3KL822	125	3NA78320RC	125	3RT2046	95	3RU2136-4RB0	70 ... 80
55	101	3KL823	160	3NA78360RC	160	3RT1054	115	3RU2156-5CB10-8K	90 ... 125
75	134	3KL831	200	3NA71400RC	200	3RT1055	150	3RU2156-5DB10-8K	110 ... 160
90	160	3KL832	250	3NA71440RC	250	3RT1056	185	3RU2156-5EB10-8K	140 ... 200
110	190	3KL832	250	3NA71440RC	250	3RT1064	225	3RU2166-5FB10-8K	180 ... 250
132	228	3KL833	315	3NA72520RC	315	3RT1065	265	3RU2166-5FB10-8K	180 ... 250
160	269	3KL834	400	3NA72600RC	400	3RT1066	300	3RU2166-5GB10-8K	220 ... 320
200	350	3KL841	500	3NA33650RC	500	3RT1075	400	3RU2176-5HB10-8K	280 ... 400
250	430	3KL841	500	3NA33650RC	500	3RT1076	500	3RU2176-5JB10-8K	350 ... 500

Star-Delta feeder, for Low LCC

SL Motor			SDF		HRC Fuses		Contactor Line/Delta		Contactor Star		Bi-Relay		Timer
kW 415V, 3ph, 50/60 Hz	I _L Amps	I _{Ph} Amps	Type	Rating Amps	Type	Rating Amps	Type	Rating Amps	Type	Rating Amps	Type	Set-Range Amp	Type
4	7.8	4.5	3KL811	20	3NA78030RC	10	3RT2023	9	3RT2023	9	3RU2126-1FB0	3.5 ... 5	3RP15
5.5	11.2	6.5	3KL811	20	3NA78050RC	16	3RT2023	9	3RT2023	9	3RU2126-1HB0	5.5 ... 8	3RP15
7.5	15	9.2	3KL811	20	3NA78070RC	20	3RT2024	12	3RT2023	9	3RU2126-1JB0	7 ... 10	3RP15
11	21	12	3KL812	32	3NA78100RC	25	3RT2025	17	3RT2023	9	3RU2126-1KB0	9 ... 12.5	3RP15
15	28	16.2	3KL812	32	3NA78120RC	32	3RT2026	25	3RT2025	17	3RU2126-4BB0	14 ... 20	3RP15
18.5	34	19.7	3KL815	63	3NA78200RC	50	3RT2027	32	3RT2026	25	3RU2126-4CB0	17 ... 22	3RP15
22	40	23.2	3KL815	63	3NA78200RC	63	3RT2035	40	3RT2026	25	3RU2136-4DB0	18 ... 25	3RP15
30	57	30.6	3KL821	100	3NA78220RC	80	3RT2035	40	3RT2026	25	3RU2136-4EB0	22 ... 32	3RP15
37	64	37.5	3KL821	100	3NA78240RC	80	3RT2035	40	3RT2027	32	3RU2136-4FB0	28 ... 40	3RP15
45	77	45	3KL821	100	3NA78300RC	100	3RT2037	65	3RT2028	40	3RU2136-4HB0	40 ... 50	3RP15
55	101	55.4	3KL821	100	3NA78300RC	100	3RT2037	65	3RT2035	40	3RU2136-4JB0	54 ... 65	3RP15
75	134	75.6	3KL823	160	3NA78360RC	160	3RT2038	80	3RT2037	65	3RU2136-4RB0	70 ... 80	3RP15
90	156	90	3KL823	160	3NA78360RC	160	3RT2046	95	3RT2038	80	3RU2146-4LB0	70 ... 90	3RP15
110	190	113	3KL831	200	3NA71400RC	200	3RT1054	115	3RT1054	115	3RU2156-5CB10-8K	90 ... 125	3RP15
132	228	133	3KL832	250	3NA71440RC	250	3RT1055	150	3RT1054	115	3RU2156-5DB10-8K	110 ... 160	3RP15
160	269	162	3KL833	315	3NA72520RC	315	3RT1056	185	3RT1054	115	3RU2156-5EB10-8K	140 ... 200	3RP15
200	350	202	3KL834	400	3NA72600RC	400	3RT1064	225	3RT1056	185	3RU2166-5FB10-8K	180 ... 250	3RP15
250	430	248	3KL841	500	3NA33650RC	500	3RT1075	400	3RT1065	265	3RU2166-5GB10-8K	220 ... 320	3RP15

Available till stocks last



3RW40

From 75 - 250 kW

- Soft start, soft stop, adjustable current limit.
- Integrated bypass contact system
- Integrated microprocessor based overload relay with adjustable trip class 10/15/20.
- Intrinsic device protection to protect against thermal overloading of thyristors.
- Integrated state and fault monitoring
- Innovative 2-phase "Polarity Balancing" operation



3RW44

From 22 - 1200 kW

- Coated Circuit board for better withstanding in harsh environments
- Torque control, Adjustable current limiting
- Graphical display (LCD) with background illumination
- Optional communication modules (PROFINET/PROFIBUS DP)
- Programmable 4 inputs and 3 outputs.
- Integrated motor overload protection with adjustable trip class 5/10/15/20/30 and device self-protection
- Integrated bypass contact system
- Integrated state and fault monitoring
- Standard circuit (in-line) and inside-the-delta circuit
- Creep speed / inching mode / brake function

3RW40: for standard applications

Rated operating voltage U _e , In line circuit V AC	Motor rating at 415V, 40°C, normal starting, in line circuit kW	Rated operating current I _e (AC-53a) A (40°C/50°C/60°C)	Type	Unit LP ₹	Std. pkg. (nos)
200...460	75	134 / 117 / 100	3RW4055-6BB†4	302640.-	1
200...460	90	162 / 145 / 125	3RW4056-6BB†4	373865.-	1
200...460	132	230 / 205 / 180	3RW4073-6BB†4	427260.-	1
200...460	160	280 / 248 / 215	3RW4074-6BB†4	516290.-	1
200...460	200	356 / 315 / 280	3RW4075-6BB†4	593405.-	1
200...460	250	432 / 385 / 335	3RW4076-6BB†4	649055.-	1

† Control voltage code:

• 115V AC 3

• 230V AC 4

3RW44: for heavy duty applications

Rated operating voltage U _e , in line circuit V AC	Motor rating at 415V, 40°C, normal starting, (in line circuit) kW	Motor rating at 415V, 40°C, normal starting, (in delta circuit) kW	Rated operating current I _e (AC-53a) A (40°C/50°C/60°C)	Type*	Unit LP ₹	Std. pkg. (nos)
200...460	15	22	29 / 26 / 23	3RW4422-1BC\$4	172410.-	1
200...460	18.5	30	36 / 32 / 29	3RW4423-1BC\$4	203205.-	1
200...460	22	45	47 / 42 / 37	3RW4424-1BC\$4	215515.-	1
200...460	30	55	57 / 51 / 45	3RW4425-1BC\$4	258600.-	1
200...460	37	75	77 / 68 / 59	3RW4426-1BC\$4	307880.-	1
200...460	45	90	98 / 82 / 72	3RW4427-1BC\$4	387900.-	1
200...460	55	110	113 / 100 / 88	3RW4434-6BC\$4	449485.-	1
200...460	75	132	134 / 117 / 100	3RW4435-6BC\$4	492615.-	1
200...460	90	160	162 / 145 / 125	3RW4436-6BC\$4	508470.-	1
200...460	110	200	203 / 180 / 156	3RW4443-6BC\$4	525650.-	1
200...460	132	250	250 / 215 / 185	3RW4444-6BC\$4	570695.-	1
200...460	160	315	313 / 280 / 250	3RW4445-6BC\$4	615740.-	1
200...460	200	355	356 / 315 / 280	3RW4446-6BC\$4	726570.-	1
200...460	250	400	432 / 385 / 335	3RW4447-6BC\$4	826020.-	1
230...460	315	560	551 / 494 / 438	3RW4453-6BC\$4	1189490.-	1
230...460	355	630	615 / 551 / 489	3RW4454-6BC\$4	1574320.-	1
230...460	400	710	693 / 615 / 551	3RW4455-6BC\$4	1777240.-	1
230...460	450	800	780 / 693 / 615	3RW4456-6BC\$4	1959170.-	1
230...460	500	900	880 / 780 / 693	3RW4457-6BC\$4	2050130.-	1
230...460	560	1000	970 / 850 / 760	3RW4458-6BC\$4	2218045.-	1
230...460	630	1100	1076 / 970 / 880	3RW4465-6BC\$4	2560905.-	1
230...460	710	1200	1214 / 1076 / 970	3RW4466-6BC\$4	2903765.-	1

\$ Control voltage code:

• 115V AC 3

• 230V AC 4

- For 3RW44 with operating voltage U_e 400...600V AC Change the last digit of MLFB from "4" to "5" - Price on request.

- For 3RW44 with operating voltage U_e 400...690V AC: Change the last digit of MLFB from "4" to "6" - Price on request.

Accessories for 3RW44

Description	Type	Unit LP ₹	Std. pkg. (nos.)
Profibus communication module	3RW49000KC00	40825.-	1
Profinet communication module	3RW49000NC00	70420.-	1
External display and operating module	3RW49000AC00	37095.-	1

Note: Commissioning service is available at extra cost.

The Sirius 3RW30/40/44 soft starters are designed for normal starting conditions.

$$J_{load} < 10 \times J_{motor}$$

In the event of deviating conditions or higher switching frequency, it may be necessary to choose a larger unit.

Siemens recommends use of selection and simulation program [Simulation Tool for Soft Starters \(STS\)](#).

LP - List Price

Description	Type	Unit LP ₹	Std. pkg. (nos.)
PC cable for PC/PG communication - USB connection	3UF79410AA00-0	15995.-	1
- Connection cable for external display module (0.5 mtr - flat)	3UF79320AA00-0	1995.-	1
- Connection cable for external display module (1 mtr - round)	3UF79370BA00-0	5040.-	1
- Connection cable for external display module (2.5 mtr - round)	3UF79330BA00-0	5420.-	1

Refer technical specifications for more details.

For more details, please visit: www.siemens.com/softstarter

Discontinued

Power Contactors - SICOP 3TF

DC Coil	
Auxiliary contacts	Type Pl. fill in coil voltage code
2NO + 2NC ⁵	3TF4602-0D..ZA01
2NO + 2NC ⁵	3TF4702-0D..ZA01
2NO + 2NC ⁵	3TF4702-0D..ZT00
2NO + 2NC ⁵	3TF4772-0D..
2NO + 2NC ⁵	3TF4822-0D..ZA01
2NO + 2NC ⁵	3TF4922-0D..ZA01
2NO + 2NC ⁵	3TF5002-0D..
2NO + 2NC ⁵	3TF5102-0D..
2NO + 2NC ⁵	3TF5202-0D..
2NO + 2NC ⁵	3TF5302-0D..
2NO + 2NC ⁵	3TF5402-0D..
2NO + 2NC ⁵	3TF5502-0D..
2NO + 2NC ⁵	3TF5602-0D..

Spares for SICOP and SICONT^{Plus} Contactors

DC coils

For contactor	Type
3TF46/47/477	3TY7463-0D..
3TF48/49	3TY7483-0D..
3TF50/51	3TY7503-0D..
3TF52/53	3TY7523-0D..
3TF54/55	3TY7543-0D..
3TF56	3TY7563-0D..

Accessory of 3RT2 - Pneumatic delay blocks

Pneumatic delay blocks


for snapping onto the front of size S0 contactors


For Contactor	Function	Auxiliary contacts	Time setting range t Sec	Type
3RT2.2	ON-Delay	1NO + 1NC	0.1 ... 30	3RT2926-2PA01
			1 ... 60	3RT2926-2PA11
	OFF-Delay	1NO + 1NC	0.1 ... 30	3RT2926-2PR01
			1 ... 60	3RT2926-2PR11


Siemens Industry Online Support (SIOS)


Download mobile app














3RT1(S3) and Spare Coils

Size	AC-3 operational current I _e upto 415V A	Motor rating at 415V, 50Hz kW	Auxiliary contacts	AC Coil Type
3RT1 Size S3 Contactor				
S3	65	30	-	3RT1044-1A..08K
	80	37	-	3RT1045-1A..08K
	95	45	-	3RT1046-1A..08K

Magnetic coils for 3RT1 (S3)

Size	AC Coil		
	Contactor type	Rated control supply voltage U _c at 50/60 Hz V AC	Type
S3	3RT10 44	24V	3RT1944-5AC21
		110V	3RT1944-5AG21
		230V	3RT1944-5AL21
		400V	3RT1944-5AV01
	3RT10 45/46 3RT13 4. 3RT14 46 3RT15 4.	24V	3RT1945-5AC21
		110V	3RT1945-5AG21
		230V	3RT1945-5AL21
		400V	3RT1945-5AV01

Contacts with fixing parts

1 set = 3 moving and 6 fixed switching contacts with fixing parts

Size	Contactor type	Type
S3	3RT10 44	3RT1944-6A
	3RT10 45	3RT1945-6A
	3RT10 46	3RT1946-6A

Discontinued

Power Contactors - SICOP 3TF

Size	Rated current (A) Ie AC3 upto 415V	Motor kW at 415V 50Hz, 3ph	AC 50 Hz coil (LPs for 110, 230, 415V)	
			Auxiliary contacts	Type Pl. fill in coil voltage code
12	475	250	2NO+2NC ⁵	■ 3TF5702-0C..

Spares for SICOP and SICONT^{Plus} Contactors

SICOP main contact kits (set of 6 fixed & 3 moving contacts)

For Contactor (AC3 Rating)	Type
3TF57 (475A)	3TY7570-0YA

SICOP arc chambers

For Contactor	Type
3TF57	3TY7572-0YA

AC coils (50 Hz)

For contactor	Type [†]
3TF57	3TY7573-0C..

AC coils 50/60 Hz coil code: 3TF57

Coil Voltage (V)	110-132	■ 220-240	380-460
Code	F7	M7	Q7

3TS Converter duty Contactors

Contactor Size	Rated current Ie (A) AC1 at 415V	AC Coil
		Type
12	630	3TS5722-0C..1-8K*

Spares for 3TS Contactors

Converter Duty

Main contact kits (set of 6 fixed & 3 moving contacts)

Contactor rating	Description	Type*
3TS57	Spare main contact kits	3TS9157-01-8K

Spare coils

	AC Coil
3TS57	3TY7573-0C..

for 3TS57

AC 50/60Hz	Coil voltage (V)	110-132	220-240
	Code		F7

* 3TS57 - Suitable for AC-1 applications. For frequency converter applications refer to the nearest Siemens office



Power distribution for the digital world

SIEPAN 8PU Low Voltage Switchboards



Licensed
Partner

For
SIEPAN 8PU

SIEMENS

Welcome to the world of digitalization with LV Panels

Industry 4.0 is a name for the current trend of automation and data exchange in manufacturing technologies. It includes cyber-physical systems, the Internet of things, cloud computing and cognitive computing. Industry 4.0 creates what has been called a "smart factory".

SIEMENS LV Panels helps our customers stride into the new & exciting world of digitalization.

For more information call us on 1800 209 1800

For Life Cycle Support of Products, Systems and Solutions call us on
1800 209 0987

www.siemens.com/sivacon-details

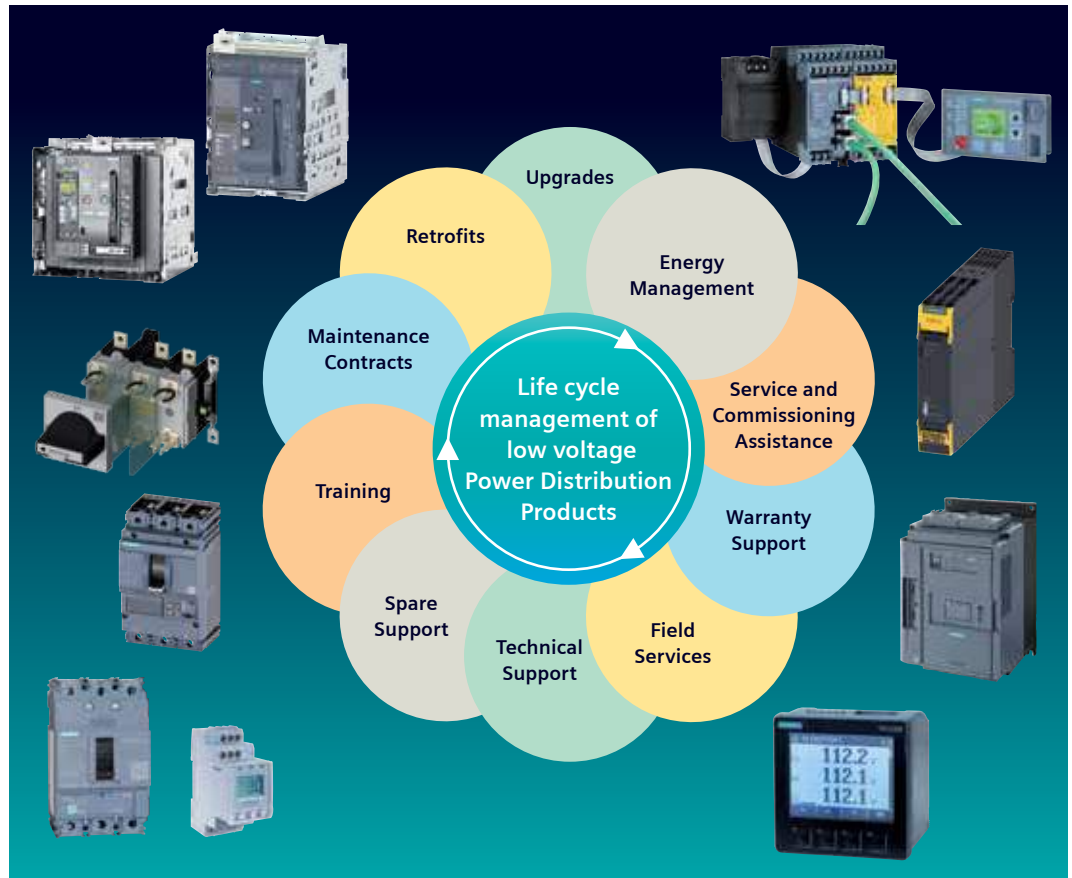
SIEMENS

One point contact for your service needs


The comprehensive range of services from Siemens is sure to cover the needs of the most varied users.

We offer structured services, designed to give you valuable support in every phase during the lifecycle of your low voltage products and panels – from warranty support to suitable retrofit solutions.

Additionally we also provide Energy Management solutions and Technology upgrade solutions for your existing switchgear.



Service & spares for SIEPAN 8PU & SIRENEW (Solar ACDB) switchboards



- Annual Maintenance contract of LV Switchboards
- Conversion of existing conventional to intelligent MCC
- Ready to use completely prewired draw out modules for MCC

Please get in touch with us for details

CUSTOMER CARE

Toll Free No: 1800220987/18002090987 • E-mail: ics.india@siemens.com

A comprehensive range of products, solutions and services



For information on prices of above products please refer to the valid low voltage power Distribution Products LP

Terms and conditions

Maximum Retail Price (MRP) / List Price (LP) is subject to revision without prior notice.

The company reserves the right to supply goods at its works or godown at its discretion.

The minimum order size for non-stock items (items not marked with ■) is 50 Nos. for each item or ₹ 50,000/- per item.

Export control regulation - retention clause: The fulfillment of the agreement on Siemens part is subject to the provision that this shall not be prevented by implements on the grounds of national and international legal requirements, in particular export control provision.

Stock items

The normal stock items (indicated by ■) are subject to change without prior notice.

Note

- This supersedes all previous Price Lists.
- List Prices (LPs) mentioned are exclusive of all taxes.
- Maximum Retail Prices (MRPs) mentioned in the publication are maximum recommended selling prices.
- Invoice amount not to exceed MRP
- Invoice amount = MRP (less) applicable discount + applicable GST %
- For receiving material in factory sealed packing, we request you to order in multiples of the indicated standard packing quantity.

Ask your nearest Siemens partners to include you in our mailing list.

Always make your purchases only from our authorised dealers. Details available with our sales office/territory managers.

LIST OF SITRAIN - INDIA TRAINING CENTERS

(including Training Service Providers, TSPs)

Code	Title	Location	Days
SIMATIC – Classic STEP 7, Industry 4.0 and Process Instrumentation			
AS-OL-400A	SIMATIC S7-400 with SIMATIC Manager (Advance Course)	Online Training	3 Days
DIGI-IN4.0	Introduction to Industry 4.0	Online Training	3 Days
AS-PI	Process Instrumentation	Online Training	4 Days
TIA Portal Courses			
AS-OL1500B	SIMATIC S7-1500 with TIA Portal V17 (Basic Course)	Online Training	5 Days
AS-1500B	SIMATIC S7-1500 with TIA V17 (Basic Course)	Siemens Ltd., Kalwa	5 Days
AS-1500A	SIMATIC S7-1500 with TIA V17 (Advance Course)	Siemens Ltd., Kalwa	5 Days
AS-OL1500A	SIMATIC S7-1500 with TIA Portal V17 (Advance Course)	Online Training	5 Days
AS-OL-WINT	SIMATIC WinCC SCADA (WinCC Prof) in the TIA Portal	Online Training	5 Days
AS-TIA150F	SIMATIC Distributed Safety on S7-1500F With TIA Portal **New**	Siemens Ltd., Kalwa	3 Days
Process Control System SIMATIC PCS 7			
AS-PCS7B	DCS: SIMATIC PCS 7 Basic	Siemens Ltd., Kalwa	10 Days
AS-PCS7A	DCS: SIMATIC PCS 7 Advance	Siemens Ltd., Kalwa	10 Days
AS-SFP	SIMATIC Fail-safe (Process Safety) Course **New**	Siemens Ltd., Kalwa	3 Days
Drive & Switchgear Technology			
AP-CRANE	Application Based Crane Training	Siemens Ltd., Kalwa	5 Days
DR-S120B	SINAMICS S120 Basic	Siemens Ltd., Kalwa	5 Days
DR-S120A	SINAMICS S120 Advance	Siemens Ltd., Kalwa	5 Days
DR-SIMOB	SIMOTION Basic	Siemens Ltd., Kalwa	5 Days
LV-SM	SIMOCODE AC-Motor Control	Siemens Ltd., Kalwa	3 Days
TIA-MC	Basics of Motion Control 1 in TIA Portal ** New**	Siemens Ltd., Kalwa	4 Days

Code	Title	Location	Days
COMBO Courses **New**			
CO-CLS3040	SIMATIC S7-300 & S7-400 with SIMATIC Manager	Online Training	6 Days
CO-300WIN	SIMATIC S7-300 and WinCC v7.x	Online Training	6 Days
CO-TIA1215	SIMATIC S7-1200 & S7-1500 with TIA Portal	Online Training	6 Days
CO-TIAS120	SIMATIC S7-1500 PLC & SINAMICS S120	Online Training	6 Days
CO-G12S12	SINAMICS G120 & S120 Drives with STARTER	Online Training	6 Days
Maintenance Focused Course **New**			
MFC-G13S12	SINAMICS G130 & S120	Siemens Ltd., Kalwa	5 Days
MFC-R70R80	DC DRIVE 6RA70 & 6RA80	Siemens Ltd., Kalwa	5 Days
MFC-S7400	SIMATIC S7-400 with SIMATIC Manager	Siemens Ltd., Kalwa	3 Days
MFC-S71500	SIMATIC S7-1500 with TIA Portal	Siemens Ltd., Kalwa	3 Days
Blended Training **New**			
BT-1500	Blended Training on SIMATIC S7 1500 with TIA Portal	Online Training	45 Hrs.

Kindly download the SITRAIN app on your mobile from following link for course details

- For Android users:
<https://play.google.com/store/apps/details?id=com.siemens.industry.onlinesupport>
- For Apple users:
<https://apps.apple.com/in/app/industry-online-support/id478868966>

SITRAIN Training in India

SITRAIN India (Kalwa)

Siemens Ltd.
TSDC, Kalwa Works
Opposite Airoli Railway Station
Thane Belapur Road, Airoli
Navi Mumbai - 400708, Maharashtra
Tel: +91-22-39663208
E-mail: customer.training.in@siemens.com






Integrated Control Panels

Working together for simple and stress-free control cabinet design

Would you like to save time and effort?


It is easy to optimize control cabinets in all aspects for machines & industrial systems for world market.

From preparation and dimensioning, to design, construction, service and support, we offer comprehensive support for control panel applications:




Expert know-how

The faster way to optimized control panels with practice-oriented expertise



Tools & data for digitalization in engineering

Maximum efficiency for control panel design



Aligned product and system portfolio

Save time when building control panels

www.siemens.com/controlpanel

SIEMENS

Notes

A series of horizontal dotted lines providing a space for handwritten notes.

Notes

Area with horizontal dotted lines for writing notes.

977-3513-771 | sales@sapowercontrol.com

Low Voltage Electrical Products

SINOVA
Simply
Efficient

SIEMENS

Your partners

Sales offices:

Ahmedabad

3rd Floor, Prerna Arbour, Chimanlal Girdharlal Road
Navrangpura, Near Girish Coldrinks
Ahmedabad, Gujarat - 380009
Tel: +91 79 30927600
Fax: +91 79 30927699
E-mail: chandrakant.keshrani@siemens.com

Baroda

Ground Floor, Urja Bhavan, Maneja Works
Opp. Makarpura Railway Station
Vadodara - 390010
Tel: +91 265 3957701
Fax: +91 265 3039190
E-mail: kalpeshkumar.darji@siemens.com

Bengaluru

1st Floor, Jyoti Mahal
No. 49, St. Marks Road
Bengaluru - 560001
Tel: +91 80 33422000
Fax: +91 80 33424131
E-mail: kumar.cvs@siemens.com

Bhubaneshwar

Mobile: +91 8696222212
E-mail: rohit.nandan@siemens.com

Chandigarh

Mobile: +91 9888484066
E-mail: padam.sharma@siemens.com

Territory managers:

Belgaum

2nd Floor, Sharadha Building, Angol - Vadaganv Road
Belgaum - 590006
Mobile: +91 8105592066
E-mail: siddu.mareguddi@siemens.com

Bharuch

Bungalow No. 1, Sanskar Villa, Behind Yogi Petrol Pump
Narmada Chokdi, Zadeshwar, Bharuch - 392011
Mobile: +91 8884000998
E-mail: viral.kachhadia@siemens.com

Bhopal

B-17, Unique Campus, Near Raja Bhoj Square
Bagsewania, Bhopal - 462043
Mobile: +91 9926415756
E-mail: laxmi-narayan.dhakar@siemens.com

Cochin

E27, Federal Park, Vennala PO, Ernakulam - 682028
Mobile: 9447313241
E-mail: max.tom@siemens.com

Guwahati

Shivalaya Housing Society, Flat No. B-3A
Bylane 4, Joymatinagar, Adabari, Pandu
Guwahati - 781012, Assam
Mobile: +91 9864110684
E-mail: biplab.datta@siemens.com

Haridwar

Asha Niwas, Vill. Kandal, P.O. Koti (KP Kshetra)
Athurwala, Near Jollygrant, Uttarakhand - 248001
Mobile: +91 9808380848
E-mail: rahul.kothari@siemens.com

Indore

Flat No. 404 -B, Elite Anmol Apartment, Udaynagar
Sri Mangal Nagar, Bicholi-Hapsi Road, Indore - 452017
Mobile: +91 8600555694
E-mail: paresh.bhachawat@siemens.com

Jalandhar

H.No. 212A, Punjabi Bagh Extn, Near Curo Mall
Jalandhar - 144001, India
Mobile: +91 9876047929
E-mail: sunil.singla@siemens.com

Jodhpur

17 E 730, Chopasni H.B. Colony
Jodhpur - 342008, Rajasthan
Mobile: +91 8003088889
E-mail: ankur.pancholi@siemens.com

Chennai

4th Floor, ETA Mount Central
Seethakathi Business Centre, Mount Road
Chennai - 600006
Tel: +91 44 30474000
Fax: +91 44 30474080
E-mail: muthu.kumar@siemens.com

Coimbatore

Mobile: +91 9894617776, +91 9894617772
E-mail: sivaprakasam.r@siemens.com
rubengerald.s@siemens.com

Delhi / Gurgaon

Plot No. 78, Tower - B
JagaTjit Industries Building (JIL)
Opposite SBI Academy, Sector-18
Gurgaon - 122015
Tel: +91 124 2842000, 3810200
E-mail: manjeet.mor@siemens.com

Hyderabad

5-9-19, 4th Floor, Lakshmi Narasinh Estate
Hyderabad - 500004
Tel: +91 40 23482578
E-mail: pv.ravikiran@siemens.com

Jaipur

Mobile: +91 9818099433
E-mail: rajesh.raina@siemens.com

Kolhapur

Flat No.1, Swapnapirithi Apartment
Near Head Post office, Ramannala
Kolhapur - 416003
Mobile: +91 91 12633253
E-mail: vijaykumar.patil@siemens.com

Kota

A-1, 1st Floor, Shrinath Estate, Railway Station Road
Kota - 324002, Rajasthan
Mobile: +91 9929110493
E-mail: rajendra.kabra@siemens.com

Ludhiana

H.No. 1235, St. No. 3/1, Sardar Nagar, Rahon Road
Near Gurudwara Mata Bhagwanti
Ludhiana - 141007, India.
Mobile: +91 9872419990
E-mail: ravinder.pal@siemens.com

Nagpur

Plot No. 117, 118, 119, Flat No. 202
Yatharth Apartment, Mahalaxmi Society
Manish Nagar, Nagpur - 440015
Mobile: +91 9049610003
E-mail: sanjay.lonkar@siemens.com

Nashik

02, Aravalli Co-Housing Soc., Near Mahila Bank
Indira Nagar, Nashik - 422009
Mobile: +91 9822193204
E-mail: mayur.kulkarni@siemens.com

Raipur

Jr. M.I.G 503 Chilpy Height, Bhawna Nagar
Near Shankar Nagar, Raipur - 492007
Mobile: +91 9926511479
E-mail: ravindra.ughade@siemens.com

Rajkot

D-106, City Elite, Near Rukshmani Park
Raiya Road, Rajkot - 360005
Mobile: +91 9033146951
E-mail: shivang.bhatt@siemens.com

Ranchi

Mobile: +91 7033537344
E-mail: soumitra.dutta@siemens.com

Rourkela

U4/8, Civil Town Ship, Near Sailap Hospital
Rourkela - 769004
Mobile: +91 9861056581
E-mail: ashirbad.das@siemens.com

Jamshedpur

Mobile: +91 8294052647
E-mail: shyamal.bhattacharyya@siemens.com

Kolkata

1st Floor, 43, Shanti Palli
Rashbihari Bypass Connector
Kolkata - 700042
Tel: +91 33 30939000
Fax: +91 33 30939010
E-mail: amarnath.karmakar@siemens.com

Lucknow

Mobile: +91 9918002525
Email: atul.shukla@siemens.com

Mumbai

"Business Centre -1
Kalwa Works, Thane Belapur Road
Thane - 400601
Tel: +91 22 39663000
Fax: +91 22 39663721
E-mail: abhijeet.dandekar@siemens.com

Pune

Tower C, Panchshil Business Park
Survey No. 20, Balewadi
Pune - 411045
Tel: +91 20 30466000
Fax: +91 20 30466060
E-mail: kiran.kanhurkar@siemens.com

Rudrapur

Village – Nawar – Khera
Saheed Rajendra Singh Bhakuni Marg
PO - Kathgodam, Golapar
Haldwani - Distt Nainital, Uttarakhand - 263126
Mobile: +91 9839174578
E-mail: girish.pandey@siemens.com

Sonepat

I-4088, First Floor, Ansal Sushant City, Panipat
Mobile: +91 9911316981
E-mail: mohit.bisaria@siemens.com

Sricity

No. 110/21, Kalpaga Nagar, Padianallur
Redhills, Chennai - 600052
Mobile : 8122072921
E-mail: m.karthikeyan@siemens.com

Surat

A1-504, Shradhdha Flats, Near Swastik Villa
Pal, Surat - 395009
Mobile: +91 9879110276
E-mail: rahul.gangrade@siemens.com

Trichy

S7, Bharat Citi Squares, Fifth Cross, Ramalinga Nager
First Main Road, Woraiyur, Trichy - 620003, India
Mobile: +91 9840255185
E-mail: r.pradeep@siemens.com

Vapi

803, Dream Icon, Dream City
Vapi Silvassa Road, Dunga Vapi - 396193
E-mail: akif.qadeer@siemens.com
Mobile: +91 987021215

Varanasi

Vrindavan Residency, Nuaon Bypass
Tikari Road, Dafi, Varanasi - 221011 (U.P.)
Mobile: +91 9984500021
E-mail: kumardeepak@siemens.com

Vizag

D No. 18-117/5/27, Flat No. 301, Kavya Nivas
Krishna Nagar, Madurawada
Visakhapatnam - 530048
Mobile: +91 9618046037
E-mail: sivadurgaprasad.mondeti@siemens.com

Siemens Limited
Smart Infrastructure
Electrical Products
R&D Technology Centre
Thane Belapur Road
Airoli Node, Navi Mumbai - 400708
For more information contact
toll free 1800 209 1800
E-mail: lvsgr-mktg.india@siemens.com

www.siemens.co.in

Order No.: 114307009
SI-EP-CC-CPPL-112023
(This replaces SI-EP-CC-CPPL-112022
dated 15th November, 2022)

Customer Care Toll free no. 1800 209 0987
Email: ics.india@siemens.com

Product upgradation is a continuous process. Hence, data
in this pricelist is subject to change without prior notice.
For the latest information, please get in touch with our
Sales Offices.



siemens@powercontrol.com

Your trusted partner for reliable power

Low Voltage Power Distribution Products

Price List w.e.f. 10th November 2023

SIEMENS

LIST OF SITRAIN - INDIA TRAINING CENTERS

(including Training Service Providers, TSPs)

Code	Title	Location	Days
SIMATIC – Classic STEP 7, Industry 4.0 and Process Instrumentation			
AS-OL-400A	SIMATIC S7-400 with SIMATIC Manager (Advance Course)	Online Training	3 Days
DIGI-IN4.0	Introduction to Industry 4.0	Online Training	3 Days
AS-PI	Process Instrumentation	Online Training	4 Days
TIA Portal Courses			
AS-OL1500B	SIMATIC S7-1500 with TIA Portal V17 (Basic Course)	Online Training	5 Days
AS-1500B	SIMATIC S7-1500 with TIA V17 (Basic Course)	Siemens Ltd., Kalwa	5 Days
AS-1500A	SIMATIC S7-1500 with TIA V17 (Advance Course)	Siemens Ltd., Kalwa	5 Days
AS-OL1500A	SIMATIC S7-1500 with TIA Portal V17 (Advance Course)	Online Training	5 Days
AS-OL-WINT	SIMATIC WinCC SCADA (WinCC Prof) in the TIA Portal	Online Training	5 Days
AS-TIA150F	SIMATIC Distributed Safety on S7-1500F With TIA Portal **New**	Siemens Ltd., Kalwa	3 Days
Process Control System SIMATIC PCS 7			
AS-PCS7B	DCS: SIMATIC PCS 7 Basic	Siemens Ltd., Kalwa	10 Days
AS-PCS7A	DCS: SIMATIC PCS 7 Advance	Siemens Ltd., Kalwa	10 Days
AS-SFP	SIMATIC Fail-safe (Process Safety) Course **New**	Siemens Ltd., Kalwa	3 Days
Drive & Switchgear Technology			
AP-CRANE	Application Based Crane Training	Siemens Ltd., Kalwa	5 Days
DR-S120B	SINAMICS S120 Basic	Siemens Ltd., Kalwa	5 Days
DR-S120A	SINAMICS S120 Advance	Siemens Ltd., Kalwa	5 Days
DR-SIMOB	SIMOTION Basic	Siemens Ltd., Kalwa	5 Days
LV-SM	SIMOCODE AC-Motor Control	Siemens Ltd., Kalwa	3 Days
TIA-MC	Basics of Motion Control 1 in TIA Portal ** New**	Siemens Ltd., Kalwa	4 Days

Code	Title	Location	Days
COMBO Courses **New**			
CO-CLS3040	SIMATIC S7-300 & S7-400 with SIMATIC Manager	Online Training	6 Days
CO-300WIN	SIMATIC S7-300 and WinCC v7.x	Online Training	6 Days
CO-TIA1215	SIMATIC S7-1200 & S7-1500 with TIA Portal	Online Training	6 Days
CO-TIAS120	SIMATIC S7-1500 PLC & SINAMICS S120	Online Training	6 Days
CO-G12S12	SINAMICS G120 & S120 Drives with STARTER	Online Training	6 Days
Maintenance Focused Course **New**			
MFC-G13S12	SINAMICS G130 & S120	Siemens Ltd., Kalwa	5 Days
MFC-R70R80	DC DRIVE 6RA70 & 6RA80	Siemens Ltd., Kalwa	5 Days
MFC-S7400	SIMATIC S7-400 with SIMATIC Manager	Siemens Ltd., Kalwa	3 Days
MFC-S71500	SIMATIC S7-1500 with TIA Portal	Siemens Ltd., Kalwa	3 Days
Blended Training **New**			
BT-1500	Blended Training on SIMATIC S7 1500 with TIA Portal	Online Training	45 Hrs.

Kindly download the SITRAIN app on your mobile from following link for course details

- For Android users:
<https://play.google.com/store/apps/details?id=com.siemens.industry.onlinesupport>
- For Apple users:
<https://apps.apple.com/in/app/industry-online-support/id478868966>

SITRAIN Training in India

SITRAIN India (Kalwa)

Siemens Ltd.
TSDC, Kalwa Works
Opposite Airoli Railway Station
Thane Belapur Road, Airoli
Navi Mumbai - 400708, Maharashtra
Tel: +91-22-39663208
E-mail: customer.training.in@siemens.com



Index

Contents	Page No.
1 Air Circuit Breakers	4-13
Air circuit breakers - SENTRON 3WA NEW	7
Air circuit breakers - SENTRON 3WL Plus	8
Accessories for SENTRON 3WL Plus ACBs	8
Air circuit breakers - SENTRON 3WT Plus	10
Accessories for SENTRON 3WT Plus ACBs	11
Air circuit breakers - SINOVA 3WJ NEW	12
2 Moulded Case Circuit Breakers	14-36
Moulded case circuit breakers - SENTRON 3VA	15
Accessories for 3VA	21
Moulded case circuit breaker - SENTRON 3VA27	22
Moulded case circuit breakers - SENTRON 3VM	25
Accessories for 3VM	30
Moulded case circuit breakers - SINOVA 3VJ NEW	32
Accessories for 3VJ	36
3 Automatic transfer controller - SENTRON ATC 6300/6500	37-38
4 Load Break Switches	39-50
Fuse switch disconnecter - 3NP1	40
Switch disconnecter fuse - 3KL8 (4P/3PN/3P)	43
Switch disconnecter fuse - 3KL8 (2P)	44
Switch disconnecter fuse in SS enclosure - 3KL8 (3PN/4P)	44
Switch disconnecter - 3KA8 (2P/3PN/4P)	45
Accessories for 3KL8/ 3KA8 (2P/3P/3PN/4P)	45
On Load Changeover Switch - SINOVA 3KJ	47
Main control & emergency stop switches - 3LD2	49
Accessories for 3LD2	50
Rotary Switches - 3LA0	50
5 SIVACON S8	51
6 Control switches - 3LD4	52-58
ON OFF Switches	53
Instrumentation Selector Switch	53
Changeover Switch	54
Phase Changeover Switch (PCS)	54
Breaker Control Switch	55
Multistep Switch	55
7 Energy Management System	59-68
Power Monitoring Devices SENTRON 7KM PAC 3120 / 3220 / 4200	60
Energy Management Software: SENTRON powermanager	60
SENTRON 7KN Powercenter 3000	61
Power Quality Measurement SENTRON 7KM PAC 5200	62
DIN rail mounted meters SENTRON 7KM PAC 2200/ 3200T / 7KT PAC1600	63
SENTRON 7KT PAC1200 - Multichannel current measuring system	64
Power Monitoring Devices NEW SMART 7KT	67

Contents	Page No.
8 Power Factor Correction	69-74
LV Power Capacitors - SIECAP™ 4RB	70
Harmonics filter detuned reactor	73
Capacitor duty contactors - 3TS / 3MT	74
Automatic power factor correction relay - APFCR	74
9 Numerical Relays and Auxiliary Relays	75-77
10 SENTRON 5SV6 COM AFDD/MCBs	78
11 Betagard Circuit Protection Devices	79-80
Betagard Miniature Circuit Breakers - 5SL6/5SL4	79
Betagard Circuit Breakers - 5SL7/5SL5	80
12 Fuses	81-88
DIN fuses - 3NA / Fuse bases (DIN)	82
DIN isolating links - 3NG	82
SENTRON 3NA COM LV HRC fuse link NEW	84
BS fuses - 3NW	85
Fuse holders and accessories for fuses - 3NW	85
Fuses for semiconductor protection - 3NE/ 3NC	86
Cylindrical fuses - 3NW	88
13 5SD Surge Protection Device	89
14 SENTRON Digitalization solutions	90
15 SIEPAN 8PU	92
16 Type-2 Co-ordination Charts	93-96
17 SIMARIS Software Tools	97
18 Available till stocks last	98
19 Discontinued products	99
20 Contact Partners	100
Customer care	100
Training centres	Front cover inside
Terms and conditions	101
Offices and territory managers	Back cover



sales@sapowercontrol.com

3WA air circuit breakers

Made for makers. Simply reliable

Fail-safe power distribution is a job for makers. The 3WA air circuit breaker makes sure you get the job done reliably.

3WA air circuit breakers continue Siemens' tradition of switchgear innovation and bring power distribution into the digital age. Whether you are quality-conscious, efficient, future-, or system-oriented: The 3WA air circuit breaker will be the new central component in your panel.

[siemens.com/3wa](https://www.siemens.com/3wa)



Scan for more info



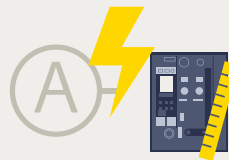
Future ready



Easy operation



Advanced connectivity



Smallest footprint



Shorter downtime



Efficient metering



Easy upgrade



Enhanced safety



Cyber security



High system availability



3WA air circuit breakers

The future of digital power distribution

The future will be connected.

The makers of tomorrow will require advanced diagnostics and safety during operation. They will need access to their power distribution system remotely and securely. With 3WA we invite you to a more connected and sustainable tomorrow.

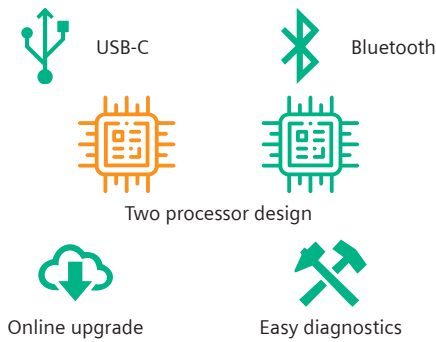
Welcome to the future of digital power distribution.

[siemens.com/3wa](https://www.siemens.com/3wa)

SIEMENS

ACB: SENTRON 3WA NEW

- Conforms to IEC 60947-2
- Rated current - 630A to 6300A
- Short circuit breaking capacity upto 150kA
- Fully rated upto 55°C with 100% rated neutral
- Best in class endurance
- Upgradeable ETU with unique dual processor
- Industry leading diagnostic & testing features
- Cybersecure communication module with dual communication
- Advanced metering as per IEC 61557-12



Standard breaking capacity $I_{cs} = 100\% I_{cu}$

Manually operated ACB

Microprocessor based trip unit ETU600 with LSING¹⁾ protection

Frame Size	Rated Current In (A)	Type	Withdrawable ²⁾ design with Guide Frame		Fixed ³⁾ mounted design	
			Unit LP* ₹	Unit LP* ₹	Unit LP* ₹	Unit LP* ₹
			3 Pole	4 Pole	3 Pole	4 Pole
I	630	3WA1106....	POR	POR	POR	POR
	800	3WA1108....				
	1000	3WA1110....				
	1250	3WA1112....				
	1600	3WA1116....				
II	2000	3WA1220....	POR	POR	POR	POR
	2500	3WA1225....				
	3200	3WA1232....				
	4000	3WA1240....				
III	5000	3WA1350....	POR	POR	POR	POR
	6300	3WA1363....				

L: Overload protection S: Delayed Short Circuit protection I: Short circuit protection
 G: Ground fault protection N: Neutral protection

Note: Std. Pkg. = 1 unit

- 1) Current transformer for N-conductor shall be ordered separately for 3P ACB with Earth Fault and Neutral Conductor Protection.
- 2) Standard Accessories included for draw out type ACB (EDO/MDO) = Safety shutter, door sealing frame, Spring charge, ready to close signal switch, auxiliary contacts 2NO+2NC, trip unit transparent cover & trip signal switch (Not applicable for ACBs without trip unit).
- 3) Standard accessories included for fixed type ACB (EF/MF) = Door sealing frame Spring charge, ready to close signal switch, auxiliary contacts 2NO+2NC, trip unit transparent cover & trip signal switch (Not applicable for ACBs without trip unit)

Prices of ACBs with other breaking capacities, 1000/1150V AC applications & DC applications available on request

Add-on options (Factory fitted)

Description	Add LP* ₹
Door Interlock	POR
Position Signal Switch for Withdrawable Breaker	
Castell lock mounting kit [#]	
Mutual Mechanical Interlocking (Bowden wire)	
PROFINET / MODBUS Communication module	

Castell locks are to be ordered separately.

Please contact your nearest Siemens Sales Office for complete ordering code.

Motorised Mechanism	Add LP* ₹
208-240VAC, 220Vdc motor, closing coil & Shunt trip coil	POR
110-127VAC, 110Vdc motor, closing coil & Shunt trip coil	

Motorized mechanism with other control voltages are available on request



Accessories

Description	AC 50/60Hz V	DC V	Type	Unit LP* ₹
Shunt Release or Closing Coil Suitable for continuous operation	-	24-30	3WA9111-0AD02	19730.-
	110-127	110-125	3WA9111-0AD05	19730.-
	208-240	220-250	3WA9111-0AD06	19730.-
Under Voltage Release (Instantaneous)	380-415	-	3WA9111-0AE07	21810.-
Motorised Operating Mechanism	-	24-30	3WA9111-0AF02	109090.-
	110-127	110-125	3WA9111-0AF05	109090.-
	208-240	220-250	3WA9111-0AF06	109090.-
Castell Lock	-	-	3WX3663-6JEL_ ^s	6115.-

Please order necessary auxiliary terminal blocks as per circuit diagram while ordering accessories. Please contact your nearest Siemens Sales Office for type nos. and prices.

\$ Types of castell locks shall be of type A, B, C, D, AB, AC; _ to be replaced by the type no.

Std. Pkg. = 1 unit

POR: Price On Request

* LP - List Price

ACB: SENTRON 3WL *Plus*

- Conforms to IEC 60947-2
- Rated current - 630A to 6300A
- Accurate protection through microprocessor based trip unit
- Unique ready-to-close interlock for maximum safety
- Mechanical contact erosion indicator
- Fully rated upto 55°C
- Neutral 100% rated
- Integrated online test facility
- Unique CubicleBus technology
- Data communication and power management options



Standard breaking capacity $I_{cs} = 100\% I_{cu}$

Manually operated ACB

Microprocessor based trip unit ETU45B LSIN protection (Overload and short circuit protection)

Frame Size	Rated Current In (A)	Type	Withdrawable design with Guide Frame		Fixed mounted design	
			Unit LP* ₹	Unit LP* ₹	Unit LP* ₹	Unit LP* ₹
			3 Pole	4 Pole	3 Pole	4 Pole
I	630	3WL1106....	POR	POR	POR	POR
	800	3WL1108....				
	1000	3WL1110....				
	1250	3WL1112....				
	1600	3WL1116....				
II	2000	3WL1220....	POR	POR	POR	POR
	2500	3WL1225....				
	3200	3WL1232....				
	4000	3WL1240....				
III	5000	3WL1350....	POR	POR	POR	POR
	6300	3WL1363....				

Prices of ACBs with other breaking capacities available on request.

L: Overload protection S: Delayed Short Circuit protection I: Short circuit protection
G: Ground fault protection N: Neutral protection

Note: Std. Pkg. = 1 unit

Add-on options (Factory fitted)

Microprocessor based Release	Add LP* ₹
For ground fault protection	POR
Protection function LSIN with Current display	
Protection function LSING with Current display	

For prices of breakers with other types of microprocessor based trip unit, please contact your nearest Siemens Sales Office

Motorised Mechanism	Add LP* ₹
208-240VAC, 220Vdc motor, closing coil & Shunt trip coil	POR
110-127VAC, 110Vdc motor, closing coil & Shunt trip coil	

Motorized mechanism with other control voltages are available on request

Add-on options (Factory fitted)

Description	Add LP* ₹
Spring Charge Signal Switch	POR
Door Interlock	
Position Signal Switch for Withdrawable Breaker	
Castell lock mounting kit*	
Mutual Mechanical Interlocking (Bowden wire)	
Metering function Plus (voltage transformer must be ordered separately)	
Profibus communication connection (COM15 + BSS)	
Modbus communication connection (COM16 + BSS)	
Modbus TCP/PROFINET communication connection (COM35 + BSS) NEW	

ACB for 1000/1150 V AC operation and DC application available on request

All ACBs are with Top Horizontal - Bottom Horizontal main terminals except 6300A & 4000A which have only Vertical-Vertical main termination.

Standard Accessories included for draw out type ACB (EDO/MDO) = Safety shutter, door sealing frame, ready to close signal switch, auxiliary contacts 2NO+ 2NC and trip unit transparent cover & trip signal switch (Not applicable for ACBs without trip unit).

Standard accessories included for fixed type ACB (EF/IF) = Door sealing frame, ready to close signal switch, auxiliary contacts 2NO+2NC and trip unit transparent cover & trip signal switch (Not applicable for ACBs without trip unit)

Neutral CT if required, shall be ordered separately. *Castell locks are to be ordered separately.

Please contact your nearest Siemens Sales Office for complete ordering code.

Accessories

Description	AC 50/60Hz V	DC V	Type	Unit LP* ₹
Shunt Release or Closing Coil Suitable for continuous operation	-	24-30	3WA9111-0AD02	19730.-
	110-127	110-125	3WA9111-0AD05	19730.-
	208-240	220-250	3WA9111-0AD06	19730.-
Under Voltage Release (Instantaneous)	380-415	-	3WA9111-0AE07	21810.-
Motorised Operating Mechanism	-	24-30	3WA9111-0AF02	109090.-
	110-127	110-125	3WA9111-0AF05	109090.-
	208-240	220-250	3WA9111-0AF06	109090.-
Castell Lock	-	-	3WX3663-6JEL_ ^s	6115.-

Please order necessary auxiliary terminal blocks as per circuit diagram while ordering accessories. Please contact your nearest Siemens Sales Office for type nos. and prices.

\$ Types of castell locks shall be of type A, B, C, D, AB, AC; _ to be replaced by the type no.

Std. Pkg. = 1 unit

POR: Price On Request

* LP - List Price



SENTRON 3WT^{Plus} Air Circuit Breakers

Powering smart installations

- Integrated communication and metering option
- Easy parameterization and diagnostics with Powerconfig



www.siemens.co.in

SIEMENS

ACB: SENTRON 3WT^{Plus}



- Conforms to IEC 60947-2
- Rated current - 630A to 4000A
- $U_{imp} = 12kV$
- **Integrated communication & metering option**
- **Easy parameterization and diagnostics with Powerconfig**
- Mechanical contact erosion indicator
- Fully rated upto 50°C
- Integrated LCD display and Online test facility
- Variants available for 690V AC applications

Standard breaking capacity, 500VAC $I_{cs} = 100\% I_{cu}$

Microprocessor based trip unit ETU37WT: LSING¹⁾ + Display

Frame Size	Rated current In (A)		Withdrawable design with Guide Frame ²⁾				
			3 Pole	Unit LP* ₹	4 Pole	Unit LP* ₹	
I	630	MDO	3WT8061-6AA04-5AB2	328315.-	3WT8065-6AA04-5AB2	426820.-	
		EDO	3WT8061-6UA34-5AB2	424670.-	3WT8065-6UA34-5AB2	523175.-	
	800	MDO	3WT8081-6AA04-5AB2	346495.-	3WT8085-6AA04-5AB2	453580.-	
		EDO	3WT8081-6UA34-5AB2	442850.-	3WT8085-6UA34-5AB2	549935.-	
	1000	MDO	3WT8101-6AA04-5AB2	355900.-	3WT8105-6AA04-5AB2	461645.-	
		EDO	3WT8101-6UA34-5AB2	452255.-	3WT8105-6UA34-5AB2	558000.-	
	1250	MDO	3WT8121-6AA04-5AB2	437150.-	3WT8125-6AA04-5AB2	519685.-	
		EDO	3WT8121-6UA34-5AB2	533505.-	3WT8125-6UA34-5AB2	616040.-	
	● 1600	MDO	3WT8161-6AA04-5AB2	469180.-	3WT8165-6AA04-5AB2	567955.-	
		EDO	3WT8161-6UA34-5AB2	565535.-	3WT8165-6UA34-5AB2	664310.-	
	II	● 2000	MDO	3WT8202-6AA04-5AB2	589485.-	3WT8206-6AA04-5AB2	725515.-
			EDO	3WT8202-6UA34-5AB2	685840.-	3WT8206-6UA34-5AB2	821870.-
● 2500		MDO	3WT8252-6AA04-5AB2	667715.-	3WT8256-6AA04-5AB2	848895.-	
		EDO	3WT8252-6UA34-5AB2	764070.-	3WT8256-6UA34-5AB2	945250.-	
● 3200		MDO	3WT8322-6AA04-5AB2	856050.-	3WT8326-6AA04-5AB2	1050380.-	
		EDO	3WT8322-6UA34-5AB2	952405.-	3WT8326-6UA34-5AB2	1146735.-	

Microprocessor based Trip Units

ETU35WT: LSI + Display



5

Reduce

1150.-



5

Reduce

1150.-

Microprocessor based trip unit ETU37WT: LSING¹⁾ + Display

Frame Size	Rated current In (A)		Fixed Mounted design ³⁾				
			3 Pole	Unit LP* ₹	4 Pole	Unit LP* ₹	
I	630	MF	3WT8061-6AA00-0AA2	241265.-	3WT8065-6AA00-0AA2	326415.-	
		EF	3WT8061-6UA30-0AA2	337620.-	3WT8065-6UA30-0AA2	422770.-	
	800	MF	3WT8081-6AA00-0AA2	260425.-	3WT8085-6AA00-0AA2	358330.-	
		EF	3WT8081-6UA30-0AA2	356780.-	3WT8085-6UA30-0AA2	454685.-	
	1000	MF	3WT8101-6AA00-0AA2	265485.-	3WT8105-6AA00-0AA2	379605.-	
		EF	3WT8101-6UA30-0AA2	361840.-	3WT8105-6UA30-0AA2	475960.-	
	1250	MF	3WT8121-6AA00-0AA2	361110.-	3WT8125-6AA00-0AA2	427020.-	
		EF	3WT8121-6UA30-0AA2	457465.-	3WT8125-6UA30-0AA2	523375.-	
	● 1600	MF	3WT8161-6AA00-0AA2	368710.-	3WT8165-6AA00-0AA2	457410.-	
		EF	3WT8161-6UA30-0AA2	465065.-	3WT8165-6UA30-0AA2	553765.-	
	II	● 2000	MF	3WT8202-6AA00-0AA2	414670.-	3WT8206-6AA00-0AA2	595260.-
			EF	3WT8202-6UA30-0AA2	511025.-	3WT8206-6UA30-0AA2	691615.-
● 2500		MF	3WT8252-6AA00-0AA2	468065.-	3WT8256-6AA00-0AA2	698885.-	
		EF	3WT8252-6UA30-0AA2	564420.-	3WT8256-6UA30-0AA2	795240.-	
● 3200		MF	3WT8322-6AA00-0AA2	712665.-	3WT8326-6AA00-0AA2	877685.-	
		EF	3WT8322-6UA30-0AA2	809020.-	3WT8326-6UA30-0AA2	974040.-	

Microprocessor based Trip Units

ETU35WT: LSI + Display



5

Reduce

1150.-



5

Reduce

1150.-

For Non-Automatic ACBs please deduct ₹ 2615/- from the LPs of the ACBs marked ●. For type nos. of Non-Automatic ACBs please contact your nearest Siemens Sales Office

L: Overload protection S: Delayed Short Circuit protection

I: Short circuit protection

G: Ground fault protection¹⁾

N: Neutral protection¹⁾

Standard accessories included for electrical ACB (EDO/EF) = Motor operated mechanism, with mechanical and electrical closing, motor and closing solenoid of 220-240V AC/DC and shunt release of 220-240V AC/DC.

¹⁾ Current transformer for N-conductor shall be ordered separately for 3P ACB with Earth Fault and Neutral Conductor Protection.

²⁾ Standard Accessories included for draw out type ACB (EDO/MDO) = Safety shutter, sealing cap over Off button, door sealing frame, trip unit transparent cover, trip signaling contact, ready to close signaling contact, auxiliary contacts 2NO+ 2NC

³⁾ Standard accessories included for fixed type ACB (EF/MF) = Door sealing frame, trip unit transparent cover, trip signaling contact, ready to close signaling contact, auxiliary contacts 2NO+2NC

Note: Please contact your nearest Siemens Sales Office for information on prices of 4000A ACB.

Additional LP for 690V AC ACB - ₹ 43640 /-

Std. Pkg. = 1 unit

* LP - List Price

3WT^{Plus} Accessories

Description	AC 50/60Hz V	DC V	Type	Unit LP* ₹
Motorized Operating Mechanism with Electrical closing	110-127	110-125	3WT9831-1JH00	103395.-
	220-240	220-250	3WT9831-1JK00	103395.-
Shunt Release or Closing Coil Suitable for continuous operation	–	24	3WT9851-1JB00	8855.-
	110-127	110-125	3WT9851-1JH00	8855.-
	220-240	220-250	3WT9851-1JK00	8855.-
	110-127	110-125	3WT9853-1JH00	9200.-
Under Voltage Release Instantaneous	208-240	220-250	3WT9853-1JK00	9200.-
	380-415	–	3WT9853-1JM00	9200.-
Auxiliary Terminal Block	Fixed circuit breaker		3WT9825-1JC00	6470.-
	Drawout circuit breaker		3WT9827-1JA00	6470.-
Auxiliary Switch Block	2 Change over		3WT9816-1CE00	4950.-
Position Signal Switch for Withdrawable Breaker	3NO+3NC, 2NO+2NC, 1NO+1NC		3WT9884-1JC10	20015.-
5 digit operating cycle counter			3WT9864-OCA00	16710.-
Blocking Device for preventing opening of cubicle door in service position: for Withdrawable Breaker			3WT9867-1JC00	15535.-
Blocking Device for preventing opening of cubicle door in ON position: for Fixed Breaker			3WT9867-2JA00	15535.-
Castell Lock Mounting Kit (to prevent unauthorized closing of the circuit breaker)			3WT9863-6JE00	14335.-
Castell Lock			3WX3663-6JEL_#	6115.-
Door Sealing Frame (Also suitable for 3WL ACB)			3WX3686-0JA00	3895.-
External Current Sensor for N-conductor (For 3P ACB with Neutral or E/F Protection)	Size I		3WL9111-0AA21-0AA0	32630.-
	Size II		3WL9111-0AA22-0AA0	39675.-
External Current Sensor for N-conductor with copper connectors (for 3P ACB with Neutral or E/F protection)	Size I		3WL9111-0AA31-0AA0	35815.-
	Size II		3WL9111-0AA32-0AA0	41105.-

Types of castell locks shall be of type A, B, C, D, AB, AC; _ to be replaced by the type no.

For fitment of motor/ shunt/ closing coil/ UV release/ addl. auxiliary contacts please order necessary Auxiliary terminal blocks as per circuit diagram.

Add-on options (Factory fitted)

Description	Unit LP* ₹
MODBUS RTU communication module	POR
Metering function with integrated Voltage tap	
Arc chute cover	
Phase barriers	

Retrofit solution

Description	Unit LP* ₹
Ready to fit kit for upgrading from our old or other make conventional Air Circuit Breaker to modern SENTRON range of ACBs. <ul style="list-style-type: none"> • Minimum Shut Down Time • No change in the existing panel except door cut out • No change in the existing panel bus-bars • Proven Siemens Design • No over heating • Cost Effective & Quality Solution 	Upon enquiry

For more details write to us at: ics.india@siemens.com • Toll Free No: 1800220987/18002090987

POR: Price On Request

Std. Pkg. = 1 unit

* LP - List Price



3WJ air circuit breakers

Powering infrastructures across the globe



Reliable



Safe



Comprehensive



Efficient



Adaptable



Customizable

www.siemens.co.in



977-3513-771 | sales@sapowercontrol.com



SIEMENS

www.sapowercontrol.com



977-8513-771 | sales@sapowercontrol.com

3VA moulded case circuit breakers

Discover the perfect system

www.siemens.com/3VA

SIEMENS

www.sapowercontrol.com

MCCB: SENTRON 3VA

- Rated current: 16A to 1250A
- 1 pole^, 2 pole^, 3 pole & 4 pole versions
- Thermal magnetic and Microprocessor based trip unit
- Common Internal accessories for the entire range
- Information on the GO - Unique Knowledge Manager (QR Code) for 24 X 7 Technical Information
- Innovative Accessories viz. Short Circuit Alarm Switch, Illuminated Handle, Shunt Trip Flexible etc



SENTRON 3VA MCCB, Thermal Magnetic Trip Unit, Fixed Thermal Fixed Magnetic (FTFM), Ics = 100% Icu, 415VAC, 50Hz

Frame Size	Breaking Capacity @ 415VAC, 50Hz	Rated Current In (A)	3 Pole		4 Pole	
			Type	Unit LP* ₹	Type	Unit LP* ₹
3VA10	16kA	16	3VA1096-2ED32-0AA0	11060.-	3VA1096-2ED42-0AA0	14340.-
		20	3VA1020-2ED32-0AA0	11060.-	3VA1020-2ED42-0AA0	14340.-
		25	3VA1025-2ED32-0AA0	11060.-	3VA1025-2ED42-0AA0	14340.-
		32	3VA1032-2ED32-0AA0	11060.-	3VA1032-2ED42-0AA0	14340.-
		40	3VA1040-2ED32-0AA0	11060.-	3VA1040-2ED42-0AA0	14340.-
		50	3VA1050-2ED32-0AA0	11060.-	3VA1050-2ED42-0AA0	14340.-
		63	3VA1063-2ED32-0AA0	11060.-	3VA1063-2ED42-0AA0	14340.-
		80	3VA1080-2ED32-0AA0	12100.-	3VA1080-2ED42-0AA0	15715.-
3VA10	25kA	100	3VA1010-2ED32-0AA0	14005.-	3VA1010-2ED42-0AA0	18240.-
		16	3VA1096-3ED32-0AA0	11360.-	3VA1096-3ED42-0AA0	14820.-
		20	3VA1020-3ED32-0AA0	11360.-	3VA1020-3ED42-0AA0	14820.-
		25	3VA1025-3ED32-0AA0	11360.-	3VA1025-3ED42-0AA0	14820.-
		32	3VA1032-3ED32-0AA0	11360.-	3VA1032-3ED42-0AA0	14820.-
		40	3VA1040-3ED32-0AA0	11360.-	3VA1040-3ED42-0AA0	14820.-
		50	3VA1050-3ED32-0AA0	11360.-	3VA1050-3ED42-0AA0	14820.-
		63	3VA1063-3ED32-0AA0	11360.-	3VA1063-3ED42-0AA0	14820.-
3VA11	25kA	80	3VA1080-3ED32-0AA0	12355.-	3VA1080-3ED42-0AA0	16075.-
		100	3VA1010-3ED32-0AA0	14565.-	3VA1010-3ED42-0AA0	18610.-
3VA11	25kA	125	3VA1112-3ED32-0AA0	24555.-	3VA1112-3ED42-0AA0	31290.-
		160	3VA1116-3ED32-0AA0	28040.-	3VA1116-3ED42-0AA0	36490.-
3VA10	36kA	16	3VA1096-4ED32-0AA0	11990.-	3VA1196-4GD42-0AA0	16590.-
		20	3VA1020-4ED32-0AA0	11990.-	3VA1120-4GD42-0AA0	16590.-
		25	3VA1025-4ED32-0AA0	11990.-	3VA1125-4GD42-0AA0	16590.-
		32	3VA1032-4ED32-0AA0	11990.-	3VA1132-4GD42-0AA0	16590.-
		40	3VA1040-4ED32-0AA0	11990.-	3VA1140-4GD42-0AA0	16590.-
		50	3VA1050-4ED32-0AA0	11990.-	3VA1150-4GD42-0AA0	16590.-
		63	3VA1063-4ED32-0AA0	11990.-	3VA1163-4GD42-0AA0	16590.-
		80	3VA1080-4ED32-0AA0	12580.-	3VA1180-4GD42-0AA0	18190.-
3VA11	36kA	100	3VA1010-4ED32-0AA0	15145.-	3VA1110-4GD42-0AA0	21015.-
		125	3VA1112-4ED32-0AA0	26165.-	3VA1112-4GD42-0AA0	34015.-
3VA11	36kA	160	3VA1116-4ED32-0AA0	30510.-	3VA1116-4GD42-0AA0	39670.-
		16	3VA1196-5ED32-0AA0	14050.-	3VA1196-5GD42-0AA0	18240.-
3VA11	55kA	20	3VA1120-5ED32-0AA0	14050.-	3VA1120-5GD42-0AA0	18240.-
		25	3VA1125-5ED32-0AA0	14050.-	3VA1125-5GD42-0AA0	18240.-
		32	3VA1132-5ED32-0AA0	14050.-	3VA1132-5GD42-0AA0	18240.-
		40	3VA1140-5ED32-0AA0	14050.-	3VA1140-5GD42-0AA0	18240.-
		50	3VA1150-5ED32-0AA0	14050.-	3VA1150-5GD42-0AA0	18240.-
		63	3VA1163-5ED32-0AA0	14320.-	3VA1163-5GD42-0AA0	18240.-
		80	3VA1180-5ED32-0AA0	15415.-	3VA1180-5GD42-0AA0	20030.-
		100	3VA1110-5ED32-0AA0	17845.-	3VA1110-5GD42-0AA0	23145.-
		125	3VA1112-5ED32-0AA0	28755.-	3VA1112-5GD42-0AA0	37370.-
		160	3VA1116-5ED32-0AA0	33530.-	3VA1116-5GD42-0AA0	43635.-

^ 3VA1 TMTU up to 160A

Std. Pkg. = 1 unit * LP - List Price

SENTRON 3VA MCCB, Thermal Magnetic Trip Unit, Adj. Thermal Fixed Magnetic (ATFM), Ics = 100% Icu, 415VAC, 50Hz

Frame Size	Breaking Capacity @ 415VAC, 50Hz	Rated Current In (A)	3 Pole		4 Pole	
			Type	Unit LP* ₹	Type	Unit LP* ₹
3VA11	25kA	16	3VA1196-3EE32-0AA0	14420.-	3VA1196-3GE42-0AA0	20655.-
		20	3VA1120-3EE32-0AA0	14420.-	3VA1120-3GE42-0AA0	20655.-
		25	3VA1125-3EE32-0AA0	14420.-	3VA1125-3GE42-0AA0	20655.-
		32	3VA1132-3EE32-0AA0	14420.-	3VA1132-3GE42-0AA0	20655.-
		40	3VA1140-3EE32-0AA0	14420.-	3VA1140-3GE42-0AA0	20655.-
		50	3VA1150-3EE32-0AA0	14420.-	3VA1150-3GE42-0AA0	20655.-
		63	3VA1163-3EE32-0AA0	14420.-	3VA1163-3GE42-0AA0	20655.-
		80	3VA1180-3EE32-0AA0	14420.-	3VA1180-3GE42-0AA0	20655.-
		100	3VA1110-3EE32-0AA0	15415.-	3VA1110-3GE42-0AA0	20655.-
		125	3VA1112-3EE32-0AA0	26165.-	3VA1112-3GE42-0AA0	32220.-
		160	3VA1116-3EE32-0AA0	28865.-	3VA1116-3GE42-0AA0	37425.-
3VA11	36kA	16	3VA1196-4EE32-0AA0	17805.-	3VA1196-4GE42-0AA0	23305.-
		20	3VA1120-4EE32-0AA0	17805.-	3VA1120-4GE42-0AA0	23305.-
		25	3VA1125-4EE32-0AA0	17805.-	3VA1125-4GE42-0AA0	23305.-
		32	3VA1132-4EE32-0AA0	17805.-	3VA1132-4GE42-0AA0	23305.-
		40	3VA1140-4EE32-0AA0	17805.-	3VA1140-4GE42-0AA0	23305.-
		50	3VA1150-4EE32-0AA0	17805.-	3VA1150-4GE42-0AA0	23305.-
		63	3VA1163-4EE32-0AA0	17805.-	3VA1163-4GE42-0AA0	23305.-
		80	3VA1180-4EE32-0AA0	17805.-	3VA1180-4GE42-0AA0	23305.-
		100	3VA1110-4EE32-0AA0	17805.-	3VA1110-4GE42-0AA0	23305.-
		125	3VA1112-4EE32-0AA0	27395.-	3VA1112-4GE42-0AA0	34900.-
		160	3VA1116-4EE32-0AA0	31355.-	3VA1116-4GE42-0AA0	40695.-
		200	3VA1220-4EE32-0AA0	39555.-	3VA1220-4GE42-0AA0	48735.-
		250	3VA1225-4EE32-0AA0	41930.-	3VA1225-4GE42-0AA0	52645.-
		320	3VA1332-4EE32-0AA0	56230.-	3VA1332-4GE42-0AA0	72795.-
		400	3VA1340-4EE32-0AA0	56230.-	3VA1340-4GE42-0AA0	72795.-
3VA14	36kA	500	3VA1450-4EE32-0AA0	72570.-	3VA1450-4GE42-0AA0	94010.-
		630	3VA1463-4EE32-0AA0	72570.-	3VA1463-4GE42-0AA0	94010.-
3VA11	55kA	16	3VA1196-5EE32-0AA0	20285.-	3VA1196-5GE42-0AA0	25640.-
		20	3VA1120-5EE32-0AA0	20285.-	3VA1120-5GE42-0AA0	25640.-
		25	3VA1125-5EE32-0AA0	20285.-	3VA1125-5GE42-0AA0	25640.-
		32	3VA1132-5EE32-0AA0	20285.-	3VA1132-5GE42-0AA0	25640.-
		40	3VA1140-5EE32-0AA0	20285.-	3VA1140-5GE42-0AA0	25640.-
		50	3VA1150-5EE32-0AA0	20285.-	3VA1150-5GE42-0AA0	25640.-
		63	3VA1163-5EE32-0AA0	20285.-	3VA1163-5GE42-0AA0	25640.-
		80	3VA1180-5EE32-0AA0	20285.-	3VA1180-5GE42-0AA0	25640.-
		100	3VA1110-5EE32-0AA0	20285.-	3VA1110-5GE42-0AA0	25640.-
		125	3VA1112-5EE32-0AA0	31860.-	3VA1112-5GE42-0AA0	38265.-
		160	3VA1116-5EE32-0AA0	34465.-	3VA1116-5GE42-0AA0	44485.-
3VA12	55kA	200	3VA1220-5EE32-0AA0	41185.-	3VA1220-5GE42-0AA0	50305.-
		250	3VA1225-5EE32-0AA0	43670.-	3VA1225-5GE42-0AA0	55325.-
		320	3VA1332-5EE32-0AA0	64115.-	3VA1332-5GE42-0AA0	80320.-
3VA13	55kA	400	3VA1340-5EE32-0AA0	64115.-	3VA1340-5GE42-0AA0	80320.-
		500	3VA1450-5EE32-0AA0	82925.-	3VA1450-5GE42-0AA0	103595.-
3VA14	55kA	630	3VA1463-5EE32-0AA0	82925.-	3VA1463-5GE42-0AA0	103595.-
		800#	3VA1580-5EF32-0AA0	123890.-	3VA1580-5GF42-0AA0	160550.-
3VA15	55kA	1000#	3VA1510-5EF32-0AA0	173075.-	3VA1510-5GF42-0AA0	224590.-
3VA11	70kA	16	3VA1196-6EE32-0AA0	27755.-	3VA1196-6GE42-0AA0	34890.-
		20	3VA1120-6EE32-0AA0	27755.-	3VA1120-6GE42-0AA0	34890.-
		25	3VA1125-6EE32-0AA0	27755.-	3VA1125-6GE42-0AA0	34890.-
		32	3VA1132-6EE32-0AA0	27755.-	3VA1132-6GE42-0AA0	34890.-
		40	3VA1140-6EE32-0AA0	27755.-	3VA1140-6GE42-0AA0	34890.-
		50	3VA1150-6EE32-0AA0	27755.-	3VA1150-6GE42-0AA0	34890.-
		63	3VA1163-6EE32-0AA0	27755.-	3VA1163-6GE42-0AA0	34890.-
		80	3VA1180-6EE32-0AA0	27755.-	3VA1180-6GE42-0AA0	34890.-
		100	3VA1110-6EE32-0AA0	27755.-	3VA1110-6GE42-0AA0	34890.-
		125	3VA1112-6EE32-0AA0	51610.-	3VA1112-6GE42-0AA0	55340.-
		160	3VA1116-6EE32-0AA0	51610.-	3VA1116-6GE42-0AA0	55340.-
3VA12	70kA	200	3VA1220-6EE32-0AA0	55545.-	3VA1220-6GE42-0AA0	71475.-
		250	3VA1225-6EE32-0AA0	62250.-	3VA1225-6GE42-0AA0	71475.-
3VA13	70kA	320	3VA1332-6EE32-0AA0	70275.-	3VA1332-6GE42-0AA0	90850.-
		400	3VA1340-6EE32-0AA0	70275.-	3VA1340-6GE42-0AA0	90850.-
3VA14	70kA	500	3VA1450-6EE32-0AA0	99895.-	3VA1450-6GE42-0AA0	129520.-
		630	3VA1463-6EE32-0AA0	99895.-	3VA1463-6GE42-0AA0	129520.-
3VA15	70kA	800#	3VA1580-6EF32-0AA0	136425.-	3VA1580-6GF42-0AA0	176795.-
		1000#	3VA1510-6EF32-0AA0	190245.-	3VA1510-6GF42-0AA0	247315.-

Std. Pkg. = 1 unit # - Adjustable Thermal, Adjustable Magnetic * LP - List Price

SENTRON 3VA MCCB, Thermal Magnetic Trip Unit, Adj. Thermal Adj. Magnetic (ATAM), Ics = 100% Icu, 415VAC, 50Hz

Frame Size	Breaking Capacity @ 415VAC, 50Hz	Rated Current In (A)	3 Pole		4 Pole	
			Type	Unit LP* ₹	Type	Unit LP* ₹
3VA12	36kA	250	3VA1225-4EF32-0AA0	POR	3VA1225-4GF42-0AA0	POR
3VA13		320	3VA1332-4EF32-0AA0		3VA1332-4GF42-0AA0	
3VA14		400	3VA1340-4EF32-0AA0		3VA1340-4GF42-0AA0	
		500	3VA1450-4EF32-0AA0		3VA1450-4GF42-0AA0	
3VA12	55kA	630	3VA1463-4EF32-0AA0		3VA1463-4GF42-0AA0	
3VA13		250	3VA1225-5EF32-0AA0		3VA1225-5GF42-0AA0	
		320	3VA1332-5EF32-0AA0		3VA1332-5GF42-0AA0	
3VA14		400	3VA1340-5EF32-0AA0		3VA1340-5GF42-0AA0	
3VA14	500	3VA1450-5EF32-0AA0	3VA1450-5GF42-0AA0			
	630	3VA1463-5EF32-0AA0	3VA1463-5GF42-0AA0			
3VA12	70kA	250	3VA1225-6EF32-0AA0		3VA1225-6GF42-0AA0	
3VA13		320	3VA1332-6EF32-0AA0		3VA1332-6GF42-0AA0	
		400	3VA1340-6EF32-0AA0	3VA1340-6GF42-0AA0		
3VA14		500	3VA1450-6EF32-0AA0	3VA1450-6GF42-0AA0		
3VA14	630	3VA1463-6EF32-0AA0	3VA1463-6GF42-0AA0			

For lower ratings, please contact your nearest Siemens Sales Office

SENTRON 3VA MCCB for Motor Starter Protection (Adjustable Magnetic trip unit, 3pole)

Frame Size	Rated Current In (A)	Breaking Capacity (55kA, 415V, 50Hz)		Breaking Capacity (70kA, 415V, 50Hz)	
		Type	Unit LP* ₹	Type	Unit LP* ₹
3VA11	1	3VA1181-5MG32-0AA0*	18655.-	3VA1181-6MG32-0AA0*	22910.-
	2	3VA1102-5MG32-0AA0*	18655.-	3VA1102-6MG32-0AA0*	22910.-
	4	3VA1104-5MG32-0AA0*	18655.-	3VA1104-6MG32-0AA0*	22910.-
	8	3VA1108-5MG32-0AA0*	18655.-	3VA1108-6MG32-0AA0*	22910.-
	12.5	3VA1192-5MG32-0AA0*	18655.-	3VA1192-6MG32-0AA0*	22910.-
	20	3VA1120-5MH32-0AA0	18655.-	3VA1120-6MH32-0AA0	22910.-
	32	3VA1132-5MH32-0AA0	22285.-	3VA1132-6MH32-0AA0	24015.-
	40	3VA1140-5MH32-0AA0	22285.-	3VA1140-6MH32-0AA0	24015.-
	50	3VA1150-5MH32-0AA0	22285.-	3VA1150-6MH32-0AA0	24015.-
	63	3VA1163-5MH32-0AA0	22285.-	3VA1163-6MH32-0AA0	24015.-
	80	3VA1180-5MH32-0AA0	22285.-	3VA1180-6MH32-0AA0	24015.-
	100	3VA1110-5MH32-0AA0	22285.-	3VA1110-6MH32-0AA0	24015.-
	125	3VA1112-5MH32-0AA0	31965.-	3VA1112-6MH32-0AA0	34550.-
3VA12	160	3VA1216-5MH32-0AA0	33540.-	3VA1216-6MH32-0AA0	47800.-
	200	3VA1220-5MH32-0AA0	46130.-	3VA1220-6MH32-0AA0	56610.-
3VA13	250	3VA1325-5MH32-0AA0	50335.-	3VA1325-6MH32-0AA0	57295.-
	320	3VA1332-5MH32-0AA0	69075.-	3VA1332-6MH32-0AA0	78715.-
3VA14	400	3VA1440-5MH32-0AA0	79070.-	3VA1440-6MH32-0AA0	82615.-
	500	3VA1450-5MH32-0AA0	91025.-	3VA1450-6MH32-0AA0	103345.-
3VA15	630	3VA1563-5MH32-0AA0	104935.-	3VA1563-6MH32-0AA0	114320.-
	800	3VA1580-5MH32-0AA0	139390.-	3VA1580-6MH32-0AA0	153485.-

POR: Price On Request

Std. Pkg. = 1 unit

* LP - List Price

& Fixed magnetic trip unit

SETRON 3VA MCCB, Switch Disconnector (without protection)

Frame Size	Breaking Capacity	Rated Current In (A)	3 Pole		4 Pole	
			Type	Unit LP* ₹	Type	Unit LP* ₹
3VA11	NA	63	3VA1163-1AA32-0AA0	15655.-	3VA1163-1AA42-0AA0	23135.-
		100	3VA1110-1AA32-0AA0	15655.-	3VA1110-1AA42-0AA0	23135.-
		125	3VA1112-1AA32-0AA0	32030.-	3VA1112-1AA42-0AA0	42700.-
		160	3VA1116-1AA32-0AA0	32030.-	3VA1116-1AA42-0AA0	42700.-
3VA12	NA	250	3VA1225-1AA32-0AA0	32030.-	3VA1225-1AA42-0AA0	42700.-
3VA13	NA	400	3VA1340-1AA32-0AA0	41310.-	3VA1340-1AA42-0AA0	53715.-

NA - Not Applicable

Earth fault and Earth leakage protection for SETRON 3VA moulded case circuit breaker

Earth fault monitoring relay

Description	Type	Unit LP* ₹	
Earth fault monitoring relay	7UG0861-1BU20	6095.-	
CBCT for EFR: 160 frame Suitable for 3VA1 up to 160A	3P	7UG09910	2105.-
	4P	7UG09911	2400.-
CBCT for EFR: 250 frame Suitable for 3VA1 250A, 3VA2 up to 250A	3P	7UG09912	2540.-
	4P	7UG09913	2995.-
CBCT for EFR: 630 frame Suitable for 3VA2 400A/ 630A	3P	7UG09914	3745.-
	4P	7UG09915	4050.-



Earth leakage monitoring relay

Description	Type	Unit LP* ₹	
Earth leakage relay 1Ph-2W, 3Ph-3W, 3Ph-4W	110VAC	7UG0841-1CB20	5895.-
	230VAC	7UG0842-1CD20	5955.-
CBCT for ELR	35 mm dia	7UG0996	2145.-
	70 mm dia	7UG0997	2450.-
	120 mm dia	7UG0999	4175.-
	210 mm dia	7UG0994	8035.-
	310 mm dia	7UG0995	11970.-



Note: Order 1 no of shunt trip release for MCCB separately along with earth fault relay / earth leakage relay



MCCB with O/L & S/C protection

+



Shunt release

+



Ext. Earth fault / Ext. Earth Leakage Relay & CBCT

=



MCCB with O/L, S/C & E/F protection with O/L, S/C & Earth Leakage protection

Condition monitoring with the 3VA moulded case circuit breaker. **As simple as that.**

Inbuilt in ETU5

www.siemens.co.in

Thanks to optimally scheduled maintenance times, you can prevent equipment and plant failures due to uncoordinated maintenance of individual devices and optimize the health of your entire plant.



Predictive maintenance



Improved organization of personnel and material costs



Optimized energy availability




Reduced time and costs for maintenance



When time savings go hand in hand with optimized plant reliability



With condition monitoring directly on the 3VA and remotely on the end device, you get reliable information about the health of your system and the remaining service life of your circuit breaker.



SENTRON 3VA MCCB, Microprocessor Trip Unit, ETU320 LI, Ics = 100% Icu, 415VAC, 50Hz

Frame Size	Breaking Capacity @ 415VAC, 50Hz	Rated Current In (A)	3 Pole		4 Pole	
			Type	Unit LP* ₹	Type	Unit LP* ₹
3VA20	36kA	25	3VA2025-4HL32-0AA0	33955.-	3VA2025-4HL42-0AA0	43775.-
		40	3VA2040-4HL32-0AA0	33955.-	3VA2040-4HL42-0AA0	43775.-
		63	3VA2063-4HL32-0AA0	33955.-	3VA2063-4HL42-0AA0	43775.-
		100	3VA2010-4HL32-0AA0	33955.-	3VA2010-4HL42-0AA0	43775.-
		160	3VA2116-4HL32-0AA0	45905.-	3VA2116-4HL42-0AA0	64070.-
		250	3VA2225-4HL32-0AA0	63000.-	3VA2225-4HL42-0AA0	85425.-
		400	3VA2340-4HL32-0AA0	84175.-	3VA2340-4HL42-0AA0	110790.-
3VA21	55kA	630	3VA2463-4HL32-0AA0	87510.-	3VA2463-4HL42-0AA0	115960.-
3VA22		25	3VA2025-5HL32-0AA0	43180.-	3VA2025-5HL42-0AA0	59150.-
3VA23		40	3VA2040-5HL32-0AA0	43180.-	3VA2040-5HL42-0AA0	59150.-
3VA24		63	3VA2063-5HL32-0AA0	43180.-	3VA2063-5HL42-0AA0	59150.-
3VA25		100	3VA2010-5HL32-0AA0	43180.-	3VA2010-5HL42-0AA0	59150.-
		160	3VA2116-5HL32-0AA0	54730.-	3VA2116-5HL42-0AA0	70875.-
		250	3VA2225-5HL32-0AA0	71510.-	3VA2225-5HL42-0AA0	94415.-
3VA26	400	3VA2340-5HL32-0AA0	90755.-	3VA2340-5HL42-0AA0	118940.-	
	630	3VA2463-5HL32-0AA0	111485.-	3VA2463-5HL42-0AA0	124505.-	
	800	3VA2580-5HL32-0AA0	163015.-	3VA2580-5HL42-0AA0	208530.-	
3VA20	85kA	1000	3VA2510-5HL32-0AA0	216000.-	3VA2510-5HL42-0AA0	288365.-
		1250	3VA2612-5HL32-0AA0	306245.-	3VA2612-5HL42-0AA0	408935.-
		25	3VA2025-6HL32-0AA0	56450.-	3VA2025-6HL42-0AA0	69935.-
		40	3VA2040-6HL32-0AA0	56450.-	3VA2040-6HL42-0AA0	69935.-
		63	3VA2063-6HL32-0AA0	56450.-	3VA2063-6HL42-0AA0	69935.-
		100	3VA2010-6HL32-0AA0	56450.-	3VA2010-6HL42-0AA0	69935.-
		160	3VA2116-6HL32-0AA0	74020.-	3VA2116-6HL42-0AA0	94490.-
		250	3VA2225-6HL32-0AA0	82205.-	3VA2225-6HL42-0AA0	119715.-
		400	3VA2340-6HL32-0AA0	103155.-	3VA2340-6HL42-0AA0	135455.-
		630	3VA2463-6HL32-0AA0	123235.-	3VA2463-6HL42-0AA0	164435.-
3VA25	800	3VA2580-6HL32-0AA0	179225.-	3VA2580-6HL42-0AA0	238395.-	
	1000	3VA2510-6HL32-0AA0	247020.-	3VA2510-6HL42-0AA0	329730.-	
3VA26	1250	3VA2612-6HL32-0AA0	349990.-	3VA2612-6HL42-0AA0	468480.-	

SENTRON 3VA MCCB, Microprocessor Trip Unit, ETU330 LIG, Ics = 100% Icu, 415VAC, 50Hz

Frame Size	Breaking Capacity @ 415VAC, 50Hz	Rated Current In (A)	3 Pole		4 Pole	
			Type	Unit LP* ₹	Type	Unit LP* ₹
3VA20	36kA	25	3VA2025-4HM32-0AA0	46765.-	3VA2025-4HM42-0AA0	57655.-
		40	3VA2040-4HM32-0AA0	46765.-	3VA2040-4HM42-0AA0	57655.-
		63	3VA2063-4HM32-0AA0	46765.-	3VA2063-4HM42-0AA0	57655.-
		100	3VA2010-4HM32-0AA0	46765.-	3VA2010-4HM42-0AA0	57655.-
		160	3VA2116-4HM32-0AA0	59150.-	3VA2116-4HM42-0AA0	73670.-
		250	3VA2225-4HM32-0AA0	74755.-	3VA2225-4HM42-0AA0	93965.-
		400	3VA2340-4HM32-0AA0	100540.-	3VA2340-4HM42-0AA0	126815.-
3VA21	55kA	630	3VA2463-4HM32-0AA0	110595.-	3VA2463-4HM42-0AA0	139470.-
3VA22		25	3VA2025-5HM32-0AA0	53310.-	3VA2025-5HM42-0AA0	61085.-
3VA23		40	3VA2040-5HM32-0AA0	53310.-	3VA2040-5HM42-0AA0	61085.-
3VA24		63	3VA2063-5HM32-0AA0	53310.-	3VA2063-5HM42-0AA0	61085.-
3VA25		100	3VA2010-5HM32-0AA0	54405.-	3VA2010-5HM42-0AA0	63845.-
		160	3VA2116-5HM32-0AA0	73300.-	3VA2116-5HM42-0AA0	87960.-
		250	3VA2225-5HM32-0AA0	89390.-	3VA2225-5HM42-0AA0	111565.-
3VA26	400	3VA2340-5HM32-0AA0	107940.-	3VA2340-5HM42-0AA0	136155.-	
	630	3VA2463-5HM32-0AA0	118755.-	3VA2463-5HM42-0AA0	149745.-	
	800	3VA2580-5HM32-0AA0	172330.-	3VA2580-5HM42-0AA0	224040.-	
3VA20	85kA	1000	3VA2510-5HM32-0AA0	231510.-	3VA2510-5HM42-0AA0	303885.-
		1250	3VA2612-5HM32-0AA0	323860.-	3VA2612-5HM42-0AA0	427770.-
		25	3VA2025-6HM32-0AA0	66560.-	3VA2025-6HM42-0AA0	80950.-
		40	3VA2040-6HM32-0AA0	66560.-	3VA2040-6HM42-0AA0	80950.-
		63	3VA2063-6HM32-0AA0	66560.-	3VA2063-6HM42-0AA0	80950.-
		100	3VA2010-6HM32-0AA0	66560.-	3VA2010-6HM42-0AA0	80950.-
		160	3VA2116-6HM32-0AA0	84805.-	3VA2116-6HM42-0AA0	106445.-
		250	3VA2225-6HM32-0AA0	99320.-	3VA2225-6HM42-0AA0	139345.-
		400	3VA2340-6HM32-0AA0	120340.-	3VA2340-6HM42-0AA0	152640.-
		630	3VA2463-6HM32-0AA0	132370.-	3VA2463-6HM42-0AA0	167920.-
3VA25	800	3VA2580-6HM32-0AA0	194170.-	3VA2580-6HM42-0AA0	253910.-	
	1000	3VA2510-6HM32-0AA0	261955.-	3VA2510-6HM42-0AA0	345240.-	
3VA26	1250	3VA2612-6HM32-0AA0	368220.-	3VA2612-6HM42-0AA0	487310.-	

Std. Pkg. = 1 unit

* LP - List Price

SENTRON 3VA - Accessories

Frame	3VA1 100A/ 160A/ 250A/ 400A/ 630A/ 800A/ 1000A	Unit LP* ₹	3VA2 100A / 160A / 250A 3VA2 400A/630A/800A/1000A/1250A	Unit LP* ₹
Accessory	Type		Type	
Auxiliary switch (AUX)	3VA9988-0AA12 (1 C/O)	2530.-	3VA9988-0AA12 (1 C/O)	2530.-
Alarm switch (TAS)	3VA9988-0AB12 (1 C/O)	3905.-	3VA9988-0AB12 (1 C/O)	3905.-
Short-circuit Alarm switch (SAS) for 3VA1 Only	3VA9988-0AB32 (for 3VA10/ 11 100A/ 160A) 3VA9988-0AB34 (for 3VA12/ 13/ 14 250A/ 400A/ 630A)	2085.- 2085.-	-	-
Electrical alarm switches (EAS) for 3VA2 Only	-	-	3VA9988-0AB22	2085.-
Under voltage release (UVR)				
120-127 V AC 50/60 Hz 208-230 V AC 50/60 Hz 380-400 V AC 50/60 Hz	3VA9908-0BB24 3VA9908-0BB25 3VA9908-0BB26	5980.-	3VA9908-0BB24 3VA9908-0BB25 3VA9908-0BB26	5980.-
Shunt release flexible (STF)				
110-127 V AC 50/60 Hz 208-277 V AC 50/60 Hz 380-500 V AC 50/60 Hz	3VA9988-0BA22 3VA9988-0BA23 3VA9988-0BA24	4505.-	3VA9988-0BA22 3VA9988-0BA23 3VA9988-0BA24	4505.-
Shunt release left (STL)				
110-127 V AC 50/60 Hz 208-277 V AC 50/60 Hz 380-500 V AC 50/60 Hz	3VA9988-0BL32 3VA9988-0BL33 3VA9988-0BL20	4505.-	3VA9988-0BL32 3VA9988-0BL33 3VA9988-0BL20	4505.-
Extended Door Mounted Rotary Operator (including 8UC handle)	3VA9157-0FK51 (for 3VA10/ 11 100A/160A) 3VA9257-0FK51 (for 3VA12 250A) 3VA9467-0FK51 (for 3VA13/ 14 400/ 630A)	3005.- 3160.- 4950.-	3VA9267-0FK51 (for 3VA20/ 21/ 22 100A/ 160A/ 250A) 3VA9467-0FK51 (for 3VA23/ 24 400A/ 630A)	3160.- 4950.-
Extended Door Mounted Rotary Operator ^	3VA9687-0FK21 (for 3VA15 800/ 1000A)	12920.-	3VA9687-0FK21 (for 3VA25/26 800A/1000A/1250A)	12920.-
Illuminated - Door mounted rotary operator 24V DC	3VA9157-0FK23 (for 3VA10/ 11 100A/160A) 3VA9257-0FK23 (for 3VA12 250A) 3VA9467-0FK23 (for 3VA13/ 14 400A/ 630A) 3VA9687-0FK23 (for 3VA15 800A/1000A)	7710.- 8480.- 10780.- 14185.-	3VA9267-0FK23 (for 3VA20/ 21/ 22 100A/ 160A/ 250A) 3VA9467-0FK23 (for 3VA23/ 24 400A/ 630A) 3VA9687-0FK23 (for 3VA25/26 800A/1000A/1250A)	8480.- 10780.- 14185.-
Castell interlock kit* (for breakers with 8UC Handles) (To interlock two or more circuit breakers)	8UC60701YQ.. 3VA10/ 11 (100A/ 160A) 8UC60701YQ.. 3VA12 (250A)	6280.- 6280.-	8UC60701YQ.. 3VA20/ 21/ 22 (100A/ 160A/ 250A) 8UC60701YQ.. 3VA23/ 24 (400A/ 630A)	6280.- 6280.-
Sliding Bar Interlock (for same size breakers with Toggle Lever)	3VA9158-0VF30 (for 3VA10/ 11 100A/160A) 3VA9258-0VF30 (for 3VA12 250A) 3VA9368-0VF30 (for 3VA13/ 14 400A/ 630A)	7710.- 8005.- 9040.-	3VA9168-0VF30 (for 3VA20/ 21/ 22 100A/ 160A/ 250A) 3VA9368-0VF30 (for 3VA23/ 24 400A/ 630A)	8480.- 9040.-
Locking device for breaker with Toggle lever	3VA9088-0LB10 (3VA10/ 11/ 12 100A/ 160A/ 250A) 3VA9388-0LB10 (for 3VA13/ 14 400A/ 630A) 3VA9588-0LB10 (3VA15 800/ 1000A)	2355.- 3105.- 6695.-	3VA9388-0LB10 (for 3VA20/ 21/ 22/ 23/ 24 100A/ 160A/ 250A/ 400A/ 630A) 3VA9588-0LB10 (3VA25/26 800/ 1000/ 1250A)	3105.- 6695.-
Motorised drive - (Motorised operator - MO) 110-230V AC/ 110-250VDC	3VA9157-0HA20 (for 3VA11 160A) 3VA9257-0HA20 (for 3VA12 250A) 3VA9467-0HA20 (for 3VA13/ 14 400A/ 630A)	25885.- 33875.- 39995.-	3VA9267-0HA20 (for 3VA20/ 21/ 22 100A/ 160A/ 250A) 3VA9467-0HA20 (for 3VA23/ 24 400A/ 630A)	33875.- 39995.-
Spreader links - Broadened (with phase barriers)	3VA9153-0QC50 (for 3pole, 3VA10/ 11 100A/ 160A) 3VA9154-0QC50 (for 4pole, 3VA10/ 11 100A/ 160A) 3VA9253-0QC50 (for 3pole, 3VA12 250A) 3VA9214-0QC50 (for 4pole, 3VA12 250A) 3VA9483-0QC50 (for 3pole 3VA13/ 14 400A/ 630A) 3VA9484-0QC50 (for 4pole 3VA13/ 14 400A/ 630A)	1265.- 1615.- 1575.- 2095.- 2115.- 2740.-	3VA9263-0QC50 (for 3pole, 3VA20/ 21/ 22 100A/ 160A/ 250A) 3VA9264-0QC50 (for 4pole, 3VA20/ 21/ 22 100A/ 160A/ 250A) 3VA9483-0QC50 (for 3pole, 3VA23/ 24 400A/ 630A) 3VA9484-0QC50 (for 4pole, 3VA23/ 24 400A/ 630A)	1705.- 2225.- 2115.- 2740.-
Busbar extensions (with phase barriers)	3VA9603-0QB00 (for 3pole, 3VA15 800A/ 1000A) 3VA9604-0QB00 (for 4pole, 3VA15 800A/ 1000A)	7105.- 9485.-	3VA9603-0QB00 (for 3pole, 3VA25 800A/ 1000A) 3VA9604-0QB00 (for 4pole, 3VA25 800A/ 1000A)	7105.- 9485.-
Rear Terminals - Flat 1 set = 2 short + 1 Long (3pole) / 2 short + 2 Long (4pole)	3VA9113-0QE00 (for 3pole, 3VA10/ 11 100A/ 160A) 3VA9114-0QE00 (for 4pole, 3VA10/ 11 100A/ 160A) 3VA9213-0QE00 (for 3pole, 3VA12 250A) 3VA9214-0QE00 (for 4pole, 3VA12 250A) 3VA9403-0QE00 (for 3pole, 3VA13/ 14 400A/ 630A) 3VA9404-0QE00 (for 4pole, 3VA13/ 14 400A/ 630A)	2645.- 3575.- 3380.- 4525.- 5485.- 7320.-	3VA9203-0QE00 (for 3pole, 3VA20/ 21/ 22 100A/ 160A/ 250A) 3VA9204-0QE00 (for 4pole, 3VA20/ 21/ 22 100A/ 160A/ 250A) 3VA9403-0QE00 (for 3pole, 3VA23/ 24 400A/ 630A) 3VA9404-0QE00 (for 4pole, 3VA23/ 24 400A/ 630A)	3380.- 4525.- 5485.- 7320.-
Phase Barriers (1 set = 2 phase barriers)	3VA9152-0WA00 (for 3VA10/ 11 100A/ 160A) 3VA9252-0WA00 (for 3VA12 250A) 3VA9482-0WA00 (for 3VA13/ 14 400A/ 630A) 3VA9602-0WA00 (for 3VA15 800A/ 1000A)	505.- 505.- 1185.- 1190.-	3VA9262-0WA00 (for 3VA20/ 21/ 22 100A/ 160A/ 250A) 3VA9482-0WA00 (for 3VA23/ 24 400A/ 630A) 3VA9602-0WA00 (for 3VA25/26 800A/1000A/1250A)	505.- 1185.- 1190.-
3VA Adapter for mounting on 8US 60mm busbar system	8US1213-4AU01 (for 3pole, 3VA10/ 11) 8US1213-4AP03 (for 3-pole, 3VA12) 8US1213-4AH04 (for 3pole, 3VA13/ 14)	POR	8US1213-4AP03 (for 3VA20/ 21/ 22) 8US1213-4AH04 (for 3VA23/ 24)	POR

Notes:

The 11th and 12th place of the type reference will indicate the alphabet type of lock & key. Combinations available are A, B, C, D, A-, -B, -C, AB, AC. 11th place will be A, B, C, D for castell lock type A, B, C, D respectively. 11th and 12 place will be A0, 0B, 0C, AB, AC for castell lock type A-, -B, -C, AB, AC respectively

For higher breaking capacities (110kA and 150kA) and other special application MCCB, please contact your nearest Siemens Sales Office.

For side mounted handles please contact your nearest Siemens Sales Office.

* 1 set contains rotary mechanism, coupler, shaft and 8UC Front drive.

Spreader link 1 set = 3 nos. links and 2 nos. phase barriers in case of 3 pole; and 4 nos. links and 3 nos. phase barriers in case of 4 pole.

1) Door mounted rotary handles are not available for 1pole/ 2pole 3VA1 MCCBs

^ 3VA2 800A/1000A/1250A, extended rotary operator imported version (with 8UD handles)

Standard packing of 3VA26 1250A MCCB includes spreaders & phase barriers

Std. Pkg. = 1 unit

* LP - List Price

POR: Price On Request



SENTRON 3VA27 moulded case circuit breakers



- Line, motor, starter protection and non-automatic circuit breaker
- Rated currents 800A to 1600A (3pole/ 4pole)
- Fixed & Draw-out variants
- Toggle lever or Stored-energy Operator (factory fitted)
- Interchangeable ETU LI/ LSI/ LSIg protection
- Short-circuit breaking capacity 55kA to 110 kA @ 415 V AC
- Communication via Modbus TCP, Modbus RTU, PROFIBUS & PROFINET
- Metering function according to IEC 61557-12

SENTRON 3VA MCCB, Microprocessor Trip Unit, ETU320 LI, Ics = 100% Icu, 415VAC, 50Hz [§] (Fixed mounted)

Frame Size	Breaking Capacity @ 415VAC, 50Hz	Rated Current In (A)	3 Pole		4 Pole	
			Type	Unit LP* ₹	Type	Unit LP* ₹
3VA27	55kA	1250	3VA2712-5AB03-0AA0	326990.-	3VA2712-5AB13-0AA0	439805.-
		1600	3VA2716-5AB03-0AA0	452550.-	3VA2716-5AB13-0AA0	609005.-
	85kA	1250	3VA2712-6AB03-0AA0	359220.-	3VA2712-6AB13-0AA0	483435.-
		1600	3VA2716-6AB03-0AA0	496865.-	3VA2716-6AB13-0AA0	669430.-

SENTRON 3VA MCCB, Microprocessor Trip Unit, ETU360 LSIg, Ics = 100% Icu, 415VAC, 50Hz [§] (Fixed mounted)

Frame Size	Breaking Capacity @ 415VAC, 50Hz	Rated Current In (A)	3 Pole		4 Pole	
			Type	Unit LP* ₹	Type	Unit LP* ₹
3VA27	55kA	1250	3VA2712-5AD03-0AA0	353850.-	3VA2712-5AD13-0AA0	465980.-
		1600	3VA2716-5AD03-0AA0	478735.-	3VA2716-5AD13-0AA0	635180.-
	85kA	1250	3VA2712-6AD03-0AA0	385405.-	3VA2712-6AD13-0AA0	510295.-
		1600	3VA2716-6AD03-0AA0	523060.-	3VA2716-6AD13-0AA0	698295.-

Accessories for 3VA27

	Description	Type	Unit LP* ₹	Std. pkg. (nos.)
	Auxiliary switch (AUX)	3VW9011-0AG01	5835.-	1
	Alarm switch (TAS)	3VW9011-0AH14	2880.-	1
	Shunt release (ST)			
	110-120 V AC 50/60 HZ 220-240 V AC 50/60 HZ	3VW9011-0AD05 3VW9011-0AD07	13420.-	1
	Under voltage release (UVR)			
	110-120 V AC 50/60 Hz 220-240 V AC 50/60 Hz 415-440 V AC 50/60 Hz	3VW9011-0AE05 3VW9011-0AE07 3VW9011-0AE18	14530.-	1
	Extended Door Mounted Rotary Operator [^] (Standard - Gray)	3VW9727-0FK21	12920.-	1

[§] Toggle lever variants [^]3VA27 extended door mounted rotary operator (imported) with 8UD handles

All MCCBs are suitable for Front Terminals connection only.

Accessories can also be offered in factory fitted options

Please contact your nearest Siemens Sales Office for more Auxiliary combinations & choice of accessories

Std. Pkg. = 1 unit * LP - List Price



977-3513-771 | sales@sapowercontrol.com

One system. Worldwide application.

The 3VA moulded case circuit breaker with UL certification

We have good news for machine and switchgear manufacturers who export worldwide: The 3VA5 and 3VA6 series of our 3VA moulded case circuit breakers with UL certification comply with the UL 489 standard as well as the IEC 60947 standard. All the functionalities of this modular and highly variable moulded case circuit breaker system can be used in plants that are operated, for example, in North America or Europe. The 3VA moulded case circuit breaker: One system. Worldwide application.

For more information, call us on 1800 209 1800 or visit us at www.siemens.com/3VA

For life cycle support for products, systems and solutions, call us at 1800 209 0987 or email us at ics.india@siemens.com

www.siemens.com/3VA

SIEMENS



3VM moulded case circuit breaker

Efficient. Powerful.

www.siemens.co.in

SIEMENS

MCCB: SENTRON 3VM

- Rated current: 16A to 630A
- 1 pole, 2 pole, 3 pole & 4 pole versions
- Breaking capacity: 16kA to 55kA
- Thermal magnetic trip unit (FTFM, ATFM, AM, FM)
- Switch disconnectors
- Common Internal accessories for the entire range
- Knowledge Manager (QR Code)



SENTRON 3VM, Thermal Magnetic Trip Unit, Fixed Thermal Fixed Magnetic (FTFM), 415VAC, 50Hz

Frame Size	Breaking Capacity @ 415VAC, 50Hz	Rated Current In (A)	3 Pole Type	Unit MRP [®] ₹	4 Pole Type	Unit MRP [®] ₹
3VM10	16kA	16	3VM1096-2ED32-0AA0	9930.-	3VM1096-2ED42-0AA0	12870.-
		20	3VM1020-2ED32-0AA0	9930.-	3VM1020-2ED42-0AA0	12870.-
		25	3VM1025-2ED32-0AA0	9930.-	3VM1025-2ED42-0AA0	12870.-
		32	3VM1032-2ED32-0AA0	9930.-	3VM1032-2ED42-0AA0	12870.-
		40	3VM1040-2ED32-0AA0	9930.-	3VM1040-2ED42-0AA0	12870.-
		50	3VM1050-2ED32-0AA0	9930.-	3VM1050-2ED42-0AA0	12870.-
		63	3VM1063-2ED32-0AA0	9930.-	3VM1063-2ED42-0AA0	12870.-
		80	3VM1080-2ED32-0AA0	10850.-	3VM1080-2ED42-0AA0	14090.-
		100	3VM1010-2ED32-0AA0	11775.-	3VM1010-2ED42-0AA0	15340.-
3VM10	25kA	16	3VM1096-3ED32-0AA0	10290.-	3VM1096-3ED42-0AA0	13435.-
		20	3VM1020-3ED32-0AA0	10290.-	3VM1020-3ED42-0AA0	13435.-
		25	3VM1025-3ED32-0AA0	10290.-	3VM1025-3ED42-0AA0	13435.-
		32	3VM1032-3ED32-0AA0	10290.-	3VM1032-3ED42-0AA0	13435.-
		40	3VM1040-3ED32-0AA0	10290.-	3VM1040-3ED42-0AA0	13435.-
		50	3VM1050-3ED32-0AA0	10290.-	3VM1050-3ED42-0AA0	13435.-
		63	3VM1063-3ED32-0AA0	10290.-	3VM1063-3ED42-0AA0	13435.-
		80	3VM1080-3ED32-0AA0	11205.-	3VM1080-3ED42-0AA0	14570.-
		100	3VM1010-3ED32-0AA0	12030.-	3VM1010-3ED42-0AA0	15655.-
3VM11		125	3VM1112-3ED32-0AA0	15420.-	3VM1112-3ED42-0AA0	20360.-
		160	3VM1116-3ED32-0AA0	20115.-	3VM1116-3ED42-0AA0	25470.-

Frame Size	Breaking Capacity @ 415VAC, 50Hz	Rated Current In (A)	3 Pole Type	Unit LP* ₹	4 Pole Type	Unit LP* ₹
3VM11	36kA	16	3VM1196-4ED32-0AA0	10855.-	3VM1196-4GD42-0AA0	15030.-
		20	3VM1120-4ED32-0AA0	10855.-	3VM1120-4GD42-0AA0	15030.-
		25	3VM1125-4ED32-0AA0	10855.-	3VM1125-4GD42-0AA0	15030.-
		32	3VM1132-4ED32-0AA0	10855.-	3VM1132-4GD42-0AA0	15030.-
		40	3VM1140-4ED32-0AA0	10855.-	3VM1140-4GD42-0AA0	15030.-
		50	3VM1150-4ED32-0AA0	10855.-	3VM1150-4GD42-0AA0	15030.-
		63	3VM1163-4ED32-0AA0	10855.-	3VM1163-4GD42-0AA0	15030.-
		80	3VM1180-4ED32-0AA0	11400.-	3VM1180-4GD42-0AA0	16480.-
		100	3VM1110-4ED32-0AA0	13230.-	3VM1110-4GD42-0AA0	19045.-
		125	3VM1112-4ED32-0AA0	23225.-	3VM1112-4GD42-0AA0	30195.-
		160	3VM1116-4ED32-0AA0	25655.-	3VM1116-4GD42-0AA0	33365.-
3VM12		200	3VM1220-4ED32-0AA0	27565.-	3VM1220-4GD42-0AA0	34120.-
		250	3VM1225-4ED32-0AA0	36765.-	3VM1225-4GD42-0AA0	43320.-
3VM13		320	3VM1332-4ED32-0AA0	49875.-	3VM1332-4GD42-0AA0	61670.-
		400	3VM1340-4ED32-0AA0	51190.-	3VM1340-4GD42-0AA0	62990.-
3VM14		500	3VM1450-4ED32-0AA0	56310.-	3VM1450-4GD42-0AA0	68120.-
		630	3VM1463-4ED32-0AA0	56310.-	3VM1463-4GD42-0AA0	68120.-

^ 3VM11 TMTU up to 160A

AM: Adjustable Magnetic

FM: Fixed Magnetic

Std. Pkg. = 1 unit

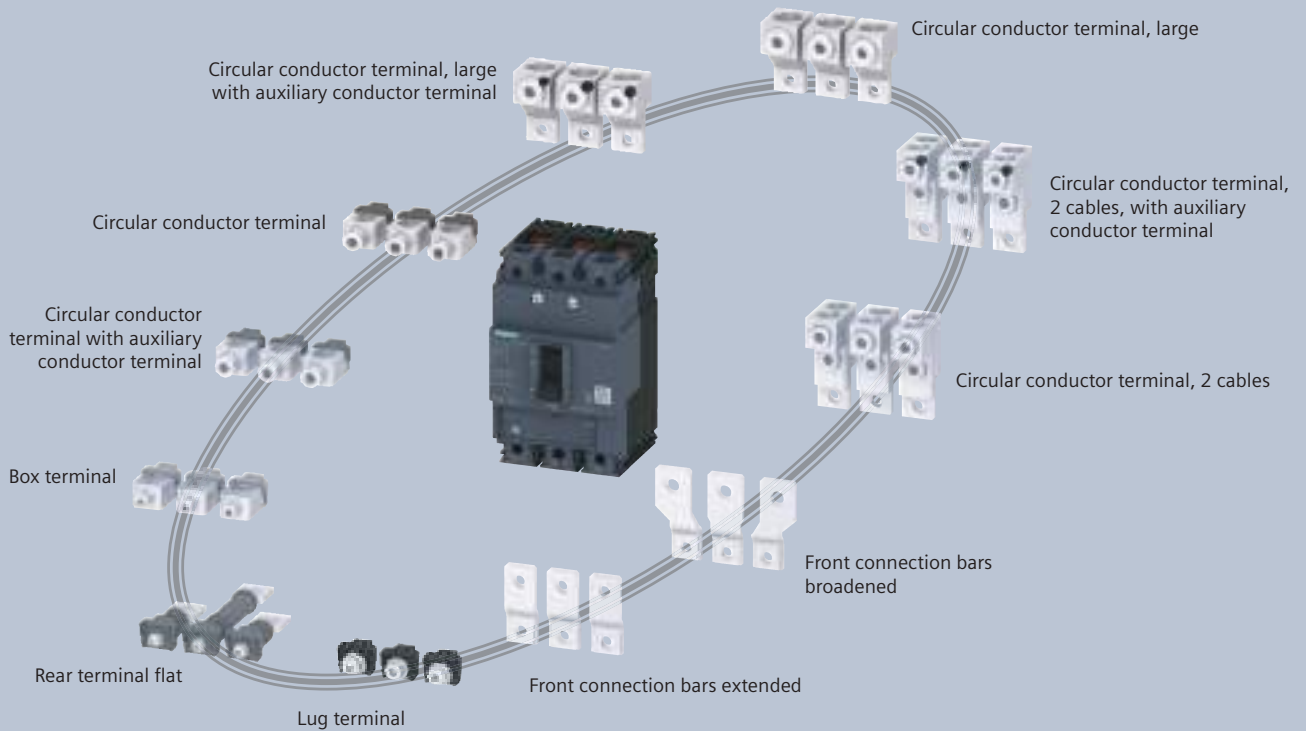
* LP - List Price

® MRP - Max. Retail Price

SETRON 3VM, Thermal Magnetic Trip Unit, Fixed Thermal Fixed Magnetic (FTFM), 415VAC, 50Hz (Contd.)

Frame Size	Breaking Capacity @ 415VAC, 50Hz	Rated Current In (A)	3 Pole Type	Unit LP* ₹	4 Pole Type	Unit LP* ₹
3VM11	55kA	16	3VM1196-5ED32-0AA0	12480.-	3VM1196-5GD42-0AA0	16190.-
		20	3VM1120-5ED32-0AA0	12480.-	3VM1120-5GD42-0AA0	16190.-
		25	3VM1125-5ED32-0AA0	12480.-	3VM1125-5GD42-0AA0	16190.-
		32	3VM1132-5ED32-0AA0	12480.-	3VM1132-5GD42-0AA0	16190.-
		40	3VM1140-5ED32-0AA0	12480.-	3VM1140-5GD42-0AA0	16190.-
		50	3VM1150-5ED32-0AA0	12480.-	3VM1150-5GD42-0AA0	16190.-
		63	3VM1163-5ED32-0AA0	12480.-	3VM1163-5GD42-0AA0	16190.-
		80	3VM1180-5ED32-0AA0	13675.-	3VM1180-5GD42-0AA0	17775.-
		100	3VM1110-5ED32-0AA0	15840.-	3VM1110-5GD42-0AA0	20560.-
		125	3VM1112-5ED32-0AA0	25525.-	3VM1112-5GD42-0AA0	33185.-
		160	3VM1116-5ED32-0AA0	28200.-	3VM1116-5GD42-0AA0	36690.-
3VM12		200	3VM1220-5ED32-0AA0	30505.-	3VM1220-5GD42-0AA0	38650.-
		250	3VM1225-5ED32-0AA0	39705.-	3VM1225-5GD42-0AA0	47860.-
3VM13		320	3VM1332-5ED32-0AA0	54085.-	3VM1332-5GD42-0AA0	64920.-
		400	3VM1340-5ED32-0AA0	55415.-	3VM1340-5GD42-0AA0	66245.-
3VM14		500	3VM1450-5ED32-0AA0	60520.-	3VM1450-5GD42-0AA0	71360.-
		630	3VM1463-5ED32-0AA0	60520.-	3VM1463-5GD42-0AA0	71360.-

An extensive portfolio of connection components....



..to meet ALL installation requirements.

Std. Pkg. = 1 unit

* LP - List Price

SENTRON 3VM, Thermal Magnetic Trip Unit, Adj. Thermal Fixed Magnetic (ATFM), 415VAC, 50Hz

Frame Size	Breaking Capacity @ 415VAC, 50Hz	Rated Current In (A)	3 Pole Type	Unit LP* ₹	4 Pole Type	Unit LP* ₹
3VM11	25kA	16	3VM1196-3EE32-0AA0	12220.-	3VM1196-3GE42-0AA0	18420.-
		20	3VM1120-3EE32-0AA0	12220.-	3VM1120-3GE42-0AA0	18420.-
		25	3VM1125-3EE32-0AA0	12220.-	3VM1125-3GE42-0AA0	18420.-
		32	3VM1132-3EE32-0AA0	12220.-	3VM1132-3GE42-0AA0	18420.-
		40	3VM1140-3EE32-0AA0	12220.-	3VM1140-3GE42-0AA0	18420.-
		50	3VM1150-3EE32-0AA0	12220.-	3VM1150-3GE42-0AA0	18420.-
		63	3VM1163-3EE32-0AA0	12220.-	3VM1163-3GE42-0AA0	18420.-
		80	3VM1180-3EE32-0AA0	12220.-	3VM1180-3GE42-0AA0	18420.-
		100	3VM1110-3EE32-0AA0	12220.-	3VM1110-3GE42-0AA0	18420.-
		125	3VM1112-3EE32-0AA0	15775.-	3VM1112-3GE42-0AA0	21585.-
		160	3VM1116-3EE32-0AA0	21705.-	3VM1116-3GE42-0AA0	27625.-
3VM11	36kA	16	3VM1196-4EE32-0AA0	15810.-	3VM1196-4GE42-0AA0	20690.-
		20	3VM1120-4EE32-0AA0	15810.-	3VM1120-4GE42-0AA0	20690.-
		25	3VM1125-4EE32-0AA0	15810.-	3VM1125-4GE42-0AA0	20690.-
		32	3VM1132-4EE32-0AA0	15810.-	3VM1132-4GE42-0AA0	20690.-
		40	3VM1140-4EE32-0AA0	15810.-	3VM1140-4GE42-0AA0	20690.-
		50	3VM1150-4EE32-0AA0	15810.-	3VM1150-4GE42-0AA0	20690.-
		63	3VM1163-4EE32-0AA0	15810.-	3VM1163-4GE42-0AA0	20690.-
		80	3VM1180-4EE32-0AA0	15810.-	3VM1180-4GE42-0AA0	20690.-
		100	3VM1110-4EE32-0AA0	15810.-	3VM1110-4GE42-0AA0	20690.-
		125	3VM1112-4EE32-0AA0	24330.-	3VM1112-4GE42-0AA0	30985.-
		160	3VM1116-4EE32-0AA0	26365.-	3VM1116-4GE42-0AA0	34225.-
3VM12		200	3VM1220-4EE32-0AA0	38130.-	3VM1220-4GE42-0AA0	44500.-
250		3VM1225-4EE32-0AA0	38130.-	3VM1225-4GE42-0AA0	44500.-	
3VM13		320	3VM1332-4EE32-0AA0	51045.-	3VM1332-4GE42-0AA0	62495.-
400		3VM1340-4EE32-0AA0	51520.-	3VM1340-4GE42-0AA0	62495.-	
3VM14		500	3VM1450-4EE32-0AA0	58310.-	3VM1450-4GE42-0AA0	69755.-
		630	3VM1463-4EE32-0AA0	58310.-	3VM1463-4GE42-0AA0	69755.-
3VM11	55kA	16	3VM1196-5EE32-0AA0	18015.-	3VM1196-5GE42-0AA0	22760.-
		20	3VM1120-5EE32-0AA0	18015.-	3VM1120-5GE42-0AA0	22760.-
		25	3VM1125-5EE32-0AA0	18015.-	3VM1125-5GE42-0AA0	22760.-
		32	3VM1132-5EE32-0AA0	18015.-	3VM1132-5GE42-0AA0	22760.-
		40	3VM1140-5EE32-0AA0	18015.-	3VM1140-5GE42-0AA0	22760.-
		50	3VM1150-5EE32-0AA0	18015.-	3VM1150-5GE42-0AA0	22760.-
		63	3VM1163-5EE32-0AA0	18015.-	3VM1163-5GE42-0AA0	22760.-
		80	3VM1180-5EE32-0AA0	18015.-	3VM1180-5GE42-0AA0	22760.-
		100	3VM1110-5EE32-0AA0	18015.-	3VM1110-5GE42-0AA0	22760.-
		125	3VM1112-5EE32-0AA0	28280.-	3VM1112-5GE42-0AA0	33970.-
		160	3VM1116-5EE32-0AA0	28995.-	3VM1116-5GE42-0AA0	37415.-
3VM12		200	3VM1220-5EE32-0AA0	40980.-	3VM1220-5GE42-0AA0	48895.-
		250	3VM1225-5EE32-0AA0	40980.-	3VM1225-5GE42-0AA0	48895.-
3VM13		320	3VM1332-5EE32-0AA0	55135.-	3VM1332-5GE42-0AA0	65645.-
		400	3VM1340-5EE32-0AA0	55650.-	3VM1340-5GE42-0AA0	65645.-
3VM14		500	3VM1450-5EE32-0AA0	62385.-	3VM1450-5GE42-0AA0	72900.-
		630	3VM1463-5EE32-0AA0	62385.-	3VM1463-5GE42-0AA0	72900.-

977-3513-771 | sales@sapowercontrol.com

Circuit Breakers

Std. Pkg. = 1 unit
* LP - List Price

SETRON 3VM, Motor Starter Protection, 3pole, Adjustable Magnetic (AM) trip unit

Frame Size	Rated Current In (A)	Breaking Capacity (55kA, 415V, 50Hz)	Unit LP* ₹
3VM11	8 ¹⁾	3VM1108-5MG32-0AA0	15690.-
	12.5 ¹⁾	3VM1192-5MG32-0AA0	15690.-
	20	3VM1120-5MH32-0AA0	15690.-
	32	3VM1132-5MH32-0AA0	18745.-
	40	3VM1140-5MH32-0AA0	18745.-
	50	3VM1150-5MH32-0AA0	18745.-
	63	3VM1163-5MH32-0AA0	18745.-
	80	3VM1180-5MH32-0AA0	18745.-
	100	3VM1110-5MH32-0AA0	18745.-
	125	3VM1112-5MH32-0AA0	27900.-
3VM12	160	3VM1216-5MH32-0AA0	27900.-
	200	3VM1220-5MH32-0AA0	42325.-
3VM13	250	3VM1325-5MH32-0AA0	42325.-
	320	3VM1332-5MH32-0AA0	60650.-
3VM14	400	3VM1440-5MH32-0AA0	60650.-
	500	3VM1450-5MH32-0AA0	67220.-




SETRON 3VM, Switch Disconnector (without protection)

Frame Size	Rated Current In (A)	3pole Type	Unit LP* ₹	4pole Type	Unit LP* ₹
3VM11	63	3VM1163-1AA32-0AA0	11710.-	3VM1163-1AA42-0AA0	17300.-
	100	3VM1110-1AA32-0AA0	11710.-	3VM1110-1AA42-0AA0	17300.-
	125	3VM1112-1AA32-0AA0	17080.-	3VM1112-1AA42-0AA0	21500.-
	160	3VM1116-1AA32-0AA0	17080.-	3VM1116-1AA42-0AA0	21500.-
3VM12	250	3VM1225-1AA32-0AA0	28430.-	3VM1225-1AA42-0AA0	37915.-
3VM13	400	3VM1340-1AA32-0AA0	36675.-	3VM1340-1AA42-0AA0	47690.-

¹⁾ Fixed magnetic


3VM Plug in Portfolio

16A-630A, 3P & 4P






3VM MCCB

+



Plug in kit

Plug in technology

-  Easy to handle
-  Quick Replacement
-  Safe Installation

Available as complete kit and/or conversion kit. Please contact your nearest Siemens Sales Office for further information.

SENTRON 3VM, Thermal Magnetic Trip Unit, Fixed Thermal Fixed Magnetic (FTFM)

Frame Size	Breaking Capacity	Rated Current In (A)	1 Pole Type	Unit LP* ₹	2 Pole Type	Unit LP* ₹
3VM11	25kA ¹⁾	16	3VM1196-3ED12-0AA0	4570.-	3VM1196-3ED22-0AA0	8190.-
		20	3VM1120-3ED12-0AA0	4570.-	3VM1120-3ED22-0AA0	8190.-
		25	3VM1125-3ED12-0AA0	4570.-	3VM1125-3ED22-0AA0	8190.-
		32	3VM1132-3ED12-0AA0	4570.-	3VM1132-3ED22-0AA0	8190.-
		40	3VM1140-3ED12-0AA0	4570.-	3VM1140-3ED22-0AA0	8190.-
		50	3VM1150-3ED12-0AA0	4570.-	3VM1150-3ED22-0AA0	8190.-
		63	3VM1163-3ED12-0AA0	4570.-	3VM1163-3ED22-0AA0	8190.-
		80	3VM1180-3ED12-0AA0	5025.-	3VM1180-3ED22-0AA0	8970.-
		100	3VM1110-3ED12-0AA0	5795.-	3VM1110-3ED22-0AA0	10515.-
		125	3VM1112-3ED12-0AA0	9365.-	3VM1112-3ED22-0AA0	17015.-
3VM11	36kA ¹⁾	160	3VM1116-3ED12-0AA0	10910.-	3VM1116-3ED22-0AA0	19645.-
		16	3VM1196-4ED12-0AA0	4945.-	3VM1196-4ED22-0AA0	8970.-
		20	3VM1120-4ED12-0AA0	4945.-	3VM1120-4ED22-0AA0	8970.-
		25	3VM1125-4ED12-0AA0	4945.-	3VM1125-4ED22-0AA0	8970.-
		32	3VM1132-4ED12-0AA0	4945.-	3VM1132-4ED22-0AA0	8970.-
		40	3VM1140-4ED12-0AA0	4945.-	3VM1140-4ED22-0AA0	8970.-
		50	3VM1150-4ED12-0AA0	4945.-	3VM1150-4ED22-0AA0	8970.-
		63	3VM1163-4ED12-0AA0	4945.-	3VM1163-4ED22-0AA0	8970.-
		80	3VM1180-4ED12-0AA0	5490.-	3VM1180-4ED22-0AA0	9905.-
		100	3VM1110-4ED12-0AA0	5910.-	3VM1110-4ED22-0AA0	11445.-
3VM11	36kA ¹⁾	125	3VM1112-4ED12-0AA0	10145.-	3VM1112-4ED22-0AA0	18245.-
		160	3VM1116-4ED12-0AA0	11830.-	3VM1116-4ED22-0AA0	21345.-

¹⁾ 1pole : Icu 25kA/ 36kA @ 240VAC, 2pole : Icu 25kA/ 36kA @ 415VAC

Earth fault protection for SENTRON 3VM moulded case circuit breaker

Description	Type	Unit LP* ₹
Earth fault monitoring relay	7UG0861-1BU20	6095.-
CBCT for EFR: 160 frame Suitable for 3VM10/11	3P	2105.-
	4P	2400.-
CBCT for EFR: 250 frame Suitable for 3VM12	3P	2540.-
	4P	2995.-
CBCT for EFR: 630 frame Suitable for 3VM13/14	3P	3745.-
	4P	4050.-

Earth leakage protection for SENTRON 3VM moulded case circuit breaker

Description	Type	Unit LP* ₹
Earth leakage relay 1Ph-2W, 3Ph-3W, 3Ph-4W	110VAC	5895.-
	230VAC	5955.-
CBCT for ELR	35 mm dia	2145.-
	70 mm dia	2450.-
	120 mm dia	4175.-
	210 mm dia	8035.-
	310 mm dia	11970.-

Note: Order 1 no of shunt trip release for MCCB separately along with earth fault relay / earth leakage relay

Std. Pkg. = 1 unit

* LP - List Price

Internal accessories for SENTRON 3VM10/11/12/13/14 100A-630A

MLFB	Description	Unit LP*₹
Auxiliary Switches and Alarm Switches (1 C/O)		
3VM9988-0AA12	Auxiliary Switch AUX (1 C/O)	1965.-
3VM9988-0AB12	Trip Alarm Switch TAS (1 C/O)	1965.-
Undervoltage releases		
3VM9908-0BB11	UVR 24V DC	4385.-
3VM9908-0BB12	UVR 48V DC	4385.-
3VM9908-0BB23	UVR 110 V AC 50/60HZ	4385.-
3VM9908-0BB25	UVR 208-230 V AC 50/60 HZ	4385.-
3VM9908-0BB26	UVR 380-400 V AC 50/60 HZ	4385.-
Shunt release (Left)		
3VM9908-0BL30	STL 24V AC 50/60Hz / 12-30V DC	3555.-
3VM9908-0BL31	STL 48-60V AC 50/60Hz/ DC	3555.-
3VM9908-0BL32	STL 110-127 V AC 50/60 HZ / DC	3555.-
3VM9908-0BL33	STL 208-277 V AC 50/60 HZ / 220-250 V DC	3555.-
3VM9908-0BL20	STL 380-600 V AC 50/60 HZ	3555.-

External Accessories:

MLFB	Description	Unit LP*₹
Rotary Handles ¹⁾		
3VM9117-0FK51 [®]	Door mounted Rotary Operator with 8UC drive, Standard, 3VM10/ 11	2405.-
3VM9217-0FK51 [®]	Door mounted Rotary Operator with 8UC drive, Standard, 3VM12	3040.-
3VM9417-0FK51 [®]	Door mounted Rotary Operator with 8UC drive, Standard, 3VM13/ 14	3430.-
3VM9117-0EK21	Direct mounted Rotary Operator (Grey), Standard, 3VM10/ 11	2810.-
3VM9217-0EK21	Direct mounted Rotary Operator (Grey), Standard, 3VM12	3690.-
3VM9417-0EK21	Direct mounted Rotary Operator (Grey), Standard, 3VM13/ 14	4070.-
Spreaders (incl. Phase barriers)		
3VM9153-0QC50	Spreader links - Broadened, 3pole, 3VM10/ 11	1265.-
3VM9154-0QC50	Spreader links - Broadened, 4pole, 3VM10/ 11	1615.-
3VM9253-0QC50	Spreader links - Broadened, 3pole, 3VM12	1575.-
3VM9254-0QC50	Spreader links - Broadened, 4pole, 3VM12	2095.-
3VM9483-0QC50	Spreader links - Broadened, 3pole, 3VM13/ 14	2115.-
3VM9484-0QC50	Spreader links - Broadened, 4pole, 3VM13/ 14	2740.-
Extended terminals (incl. Phase barriers)		
3VM9253-0QB50	Extended terminals, 3pole, 3VM12	1060.-
3VM9254-0QB50	Extended terminals, 4pole, 3VM12	1415.-
3VM9483-0QB50	Extended terminals, 3pole, 3VM13/ 14	1430.-
3VM9484-0QB50	Extended terminals, 4pole, 3VM13/ 14	1860.-
Phase barriers		
3VM9152-0WA00	Phase barriers (1set = 2 phase barriers), 3VM10/ 11	825.-
3VM9252-0WA00	Phase barriers (1set = 2 phase barriers), 3VM12	1150.-
3VM9482-0WA00	Phase barriers (1set = 2 phase barriers), 3VM13/ 14	1150.-
Locking device for breaker with Toggle lever		
3VM9188-0LB10	Locking device for: 3VM10/ 11/ 12	2190.-
3VM9388-0LB10	Locking device for: 3VM13/ 14	2875.-
Interlocking (for MCCBs with 8UC handles)		
8UC60701YQ.. #	Castell interlock kit for 3VM10/ 11/ 12/ 13/ 14	6280.-



Notes:

The 11th and 12th place of the type reference will indicate the alphabet type of lock & key. Combinations available are A, B, C, D, A-, -B, -C, AB, AC. 11th place will be A, B, C, D for castell lock type A, B, C, D respectively. 11th and 12 place will be A0, 0B, 0C, AB, AC for castell lock type A-, -B, -C, AB, AC respectively

[®] 1 set contains rotary mechanism, coupler, shaft and 8UC Front drive.

Spreader link 1 set = 3 nos. links and 2 nos. phase barriers in case of 3 pole; and 4 nos. links and 3 nos. phase barriers in case of 4 pole.

¹⁾ Rotary handles are not available for 1pole/ 2pole 3VM1 MCCBs

Std. Pkg. = 1 unit

* LP - List Price



SINOVA

3VJ Moulded Case Circuit Breakers

Simply Efficient

- Rated current: 16A to 630A
- 1 pole, 2 pole, 3 pole & 4 pole versions
- Breaking capacity: 10kA to 55kA
- Thermal magnetic trip unit (FTFM, ATFM)
- Range of internal and external accessories

www.siemens.co.in

SIEMENS

3VJ Moulded Case Circuit Breaker

3VJ10 MCCB, Thermal Magnetic Trip Unit, Fixed Thermal Fixed Magnetic (FTFM), 415VAC, 50Hz

Frame Size	Breaking Capacity @415V AC, 50/60Hz	Rated Current In (A)	2 Pole Type	Unit MRP* ₹	3 Pole Type	Unit MRP* ₹	4 Pole Type	Unit MRP* ₹
3VJ10 (VJ1 125X)	10kA	16 NEW	3VJ1096-0DA22-0AA0	3045.-	3VJ1096-0DA32-0AA0	3775.-	3VJ1096-0EA42-0AA0	5415.-
		20	3VJ1002-0DA22-0AA0	3045.-	3VJ1002-0DA32-0AA0	3775.-	3VJ1002-0EA42-0AA0	5415.-
		25	3VJ1092-0DA22-0AA0	3045.-	3VJ1092-0DA32-0AA0	3775.-	3VJ1092-0EA42-0AA0	5415.-
		32	3VJ1003-0DA22-0AA0	3045.-	3VJ1003-0DA32-0AA0	3775.-	3VJ1003-0EA42-0AA0	5415.-
		40	3VJ1004-0DA22-0AA0	3045.-	3VJ1004-0DA32-0AA0	3775.-	3VJ1004-0EA42-0AA0	5415.-
		50	3VJ1005-0DA22-0AA0	3045.-	3VJ1005-0DA32-0AA0	3775.-	3VJ1005-0EA42-0AA0	5415.-
		63	3VJ1006-0DA22-0AA0	3045.-	3VJ1006-0DA32-0AA0	3775.-	3VJ1006-0EA42-0AA0	5415.-
		80	3VJ1008-0DA22-0AA0	3045.-	3VJ1008-0DA32-0AA0	3775.-	3VJ1008-0EA42-0AA0	5415.-
		100	3VJ1010-0DA22-0AA0	3045.-	3VJ1010-0DA32-0AA0	3775.-	3VJ1010-0EA42-0AA0	5415.-
		125	3VJ1012-0DA22-0AA0	4700.-	3VJ1012-0DA32-0AA0	5665.-	3VJ1012-0EA42-0AA0	8120.-
	18kA	16 NEW	3VJ1096-1DA22-0AA0	4205.-	3VJ1096-1DA32-0AA0	6070.-	3VJ1096-1EA42-0AA0	7790.-
		20	3VJ1002-1DA22-0AA0	4205.-	3VJ1002-1DA32-0AA0	6070.-	3VJ1002-1EA42-0AA0	7790.-
		25	3VJ1092-1DA22-0AA0	4205.-	3VJ1092-1DA32-0AA0	6070.-	3VJ1092-1EA42-0AA0	7790.-
		32	3VJ1003-1DA22-0AA0	4205.-	3VJ1003-1DA32-0AA0	6070.-	3VJ1003-1EA42-0AA0	7790.-
		40	3VJ1004-1DA22-0AA0	4205.-	3VJ1004-1DA32-0AA0	6070.-	3VJ1004-1EA42-0AA0	7790.-
		50	3VJ1005-1DA22-0AA0	4205.-	3VJ1005-1DA32-0AA0	6070.-	3VJ1005-1EA42-0AA0	7790.-
		63	3VJ1006-1DA22-0AA0	4205.-	3VJ1006-1DA32-0AA0	6070.-	3VJ1006-1EA42-0AA0	7790.-
		80	3VJ1008-1DA22-0AA0	4205.-	3VJ1008-1DA32-0AA0	6070.-	3VJ1008-1EA42-0AA0	7790.-
		100	3VJ1010-1DA22-0AA0	4205.-	3VJ1010-1DA32-0AA0	6070.-	3VJ1010-1EA42-0AA0	7790.-
		125	3VJ1012-1DA22-0AA0	4870.-	3VJ1012-1DA32-0AA0	6965.-	3VJ1012-1EA42-0AA0	9060.-
	25kA	16 NEW	3VJ1096-3DA22-0AA0	5050.-	3VJ1096-3DA32-0AA0	6625.-	3VJ1096-3EA42-0AA0	8785.-
		20	3VJ1002-3DA22-0AA0	5050.-	3VJ1002-3DA32-0AA0	6625.-	3VJ1002-3EA42-0AA0	8785.-
		25	3VJ1092-3DA22-0AA0	5050.-	3VJ1092-3DA32-0AA0	6625.-	3VJ1092-3EA42-0AA0	8785.-
		32	3VJ1003-3DA22-0AA0	5050.-	3VJ1003-3DA32-0AA0	6625.-	3VJ1003-3EA42-0AA0	8785.-
		40	3VJ1004-3DA22-0AA0	5050.-	3VJ1004-3DA32-0AA0	6625.-	3VJ1004-3EA42-0AA0	8785.-
		50	3VJ1005-3DA22-0AA0	5050.-	3VJ1005-3DA32-0AA0	6625.-	3VJ1005-3EA42-0AA0	8785.-
		63	3VJ1006-3DA22-0AA0	5050.-	3VJ1006-3DA32-0AA0	6625.-	3VJ1006-3EA42-0AA0	8785.-
		80	3VJ1008-3DA22-0AA0	5050.-	3VJ1008-3DA32-0AA0	6625.-	3VJ1008-3EA42-0AA0	8785.-
		100	3VJ1010-3DA22-0AA0	5050.-	3VJ1010-3DA32-0AA0	6625.-	3VJ1010-3EA42-0AA0	8785.-
		125	3VJ1012-3DA22-0AA0	5050.-	3VJ1012-3DA32-0AA0	7565.-	3VJ1012-3EA42-0AA0	9655.-

Notes:

Phase barriers are included in the standard MCCB packing

^2P in 3P Frame Size

Std. Pkg. = 1 unit

* MRP - Max. Retail Price



3VJ MCCB, Thermal Magnetic Trip Unit, Fixed Thermal Fixed Magnetic (FTFM), 415VAC, 50Hz

Frame Size	Breaking Capacity @415V AC, 50/60Hz	Rated Current In (A)	2 Pole Type	Unit MRP* ₹	3 Pole Type	Unit MRP* ₹	4 Pole Type	Unit MRP* ₹
3VJ12 (VJ1 250)	25kA	160	3VJ1216-3DA22-0AA0	10255.-	3VJ1216-3DA32-0AA0	11890.-	3VJ1216-3EA42-0AA0	15645.-
		200	3VJ1220-3DA22-0AA0	10370.-	3VJ1220-3DA32-0AA0	12075.-	3VJ1220-3EA42-0AA0	17175.-
		250	3VJ1225-3DA22-0AA0	10480.-	3VJ1225-3DA32-0AA0	13590.-	3VJ1225-3EA42-0AA0	17895.-
		320	-	-	3VJ1332-3DA32-0AA0	26920.-	3VJ1332-3EA42-0AA0	34665.-
		400	-	-	3VJ1340-3DA32-0AA0	26920.-	3VJ1340-3EA42-0AA0	34665.-
3VJ13 (VJ1 400)								
3VJ11 (VJ1 125)	36kA	16 NEW	3VJ1196-5DA22-0AA0	7770.-	3VJ1196-5DA32-0AA0	9245.-	3VJ1196-5EA42-0AA0	12215.-
		20 NEW	3VJ1102-5DA22-0AA0	7770.-	3VJ1102-5DA32-0AA0	9245.-	3VJ1102-5EA42-0AA0	12215.-
		25	3VJ1192-5DA22-0AA0	7770.-	3VJ1192-5DA32-0AA0	9245.-	3VJ1192-5EA42-0AA0	12215.-
		32	3VJ1103-5DA22-0AA0	7770.-	3VJ1103-5DA32-0AA0	9245.-	3VJ1103-5EA42-0AA0	12215.-
		40	3VJ1104-5DA22-0AA0	7770.-	3VJ1104-5DA32-0AA0	9245.-	3VJ1104-5EA42-0AA0	12215.-
		50	3VJ1105-5DA22-0AA0	7770.-	3VJ1105-5DA32-0AA0	9245.-	3VJ1105-5EA42-0AA0	12215.-
		63	3VJ1106-5DA22-0AA0	7770.-	3VJ1106-5DA32-0AA0	9245.-	3VJ1106-5EA42-0AA0	12215.-
		80	3VJ1108-5DA22-0AA0	7770.-	3VJ1108-5DA32-0AA0	9520.-	3VJ1108-5EA42-0AA0	12590.-
		100	3VJ1110-5DA22-0AA0	7770.-	3VJ1110-5DA32-0AA0	9520.-	3VJ1110-5EA42-0AA0	12590.-
		125	3VJ1112-5DA22-0AA0	7770.-	3VJ1112-5DA32-0AA0	10470.-	3VJ1112-5EA42-0AA0	13685.-
3VJ12 (VJ1 250)		160	3VJ1216-5DA22-0AA0	10820.-	3VJ1216-5DA32-0AA0	13315.-	3VJ1216-5EA42-0AA0	16195.-
		200	3VJ1220-5DA22-0AA0	11395.-	3VJ1220-5DA32-0AA0	16420.-	3VJ1220-5EA42-0AA0	21190.-
		250	3VJ1225-5DA22-0AA0	12860.-	3VJ1225-5DA32-0AA0	18870.-	3VJ1225-5EA42-0AA0	24285.-
3VJ13 (VJ1 400)		320	-	-	3VJ1332-5DA32-0AA0	27590.-	3VJ1332-5EA42-0AA0	35345.-
		400	-	-	3VJ1340-5DA32-0AA0	27590.-	3VJ1340-5EA42-0AA0	35345.-
3VJ14 (VJ1 630)		500	-	-	3VJ1450-5DA32-0AA0	41390.-	3VJ1450-5EA42-0AA0	53015.-
		630	-	-	3VJ1463-5DA32-0AA0	41390.-	3VJ1463-5EA42-0AA0	53015.-
3VJ11 (VJ1 125)	55kA	16 NEW	3VJ1196-7DA22-0AA0	8180.-	3VJ1196-7DA32-0AA0	11825.-	3VJ1196-7EA42-0AA0	15600.-
		20 NEW	3VJ1102-7DA22-0AA0	8180.-	3VJ1102-7DA32-0AA0	11825.-	3VJ1102-7EA42-0AA0	15600.-
		25	3VJ1192-7DA22-0AA0	8180.-	3VJ1192-7DA32-0AA0	11825.-	3VJ1192-7EA42-0AA0	15600.-
		32	3VJ1103-7DA22-0AA0	8180.-	3VJ1103-7DA32-0AA0	11825.-	3VJ1103-7EA42-0AA0	15600.-
		40	3VJ1104-7DA22-0AA0	8180.-	3VJ1104-7DA32-0AA0	11825.-	3VJ1104-7EA42-0AA0	15600.-
		50	3VJ1105-7DA22-0AA0	8180.-	3VJ1105-7DA32-0AA0	11825.-	3VJ1105-7EA42-0AA0	15600.-
		63	3VJ1106-7DA22-0AA0	8180.-	3VJ1106-7DA32-0AA0	11825.-	3VJ1106-7EA42-0AA0	15600.-
		80	3VJ1108-7DA22-0AA0	8180.-	3VJ1108-7DA32-0AA0	11825.-	3VJ1108-7EA42-0AA0	15600.-
		100	3VJ1110-7DA22-0AA0	8180.-	3VJ1110-7DA32-0AA0	11825.-	3VJ1110-7EA42-0AA0	15600.-
		125	3VJ1112-7DA22-0AA0	8180.-	3VJ1112-7DA32-0AA0	13015.-	3VJ1112-7EA42-0AA0	17160.-
3VJ12 (VJ1 250)		160	3VJ1216-7DA22-0AA0	11730.-	3VJ1216-7DA32-0AA0	16470.-	3VJ1216-7EA42-0AA0	21755.-
		200	3VJ1220-7DA22-0AA0	11960.-	3VJ1220-7DA32-0AA0	18940.-	3VJ1220-7EA42-0AA0	25010.-
		250	3VJ1225-7DA22-0AA0	13100.-	3VJ1225-7DA32-0AA0	21780.-	3VJ1225-7EA42-0AA0	28765.-
3VJ13 (VJ1 400)		320	-	-	3VJ1332-7DA32-0AA0	28265.-	3VJ1332-7EA42-0AA0	36355.-
		400	-	-	3VJ1340-7DA32-0AA0	28265.-	3VJ1340-7EA42-0AA0	36355.-
3VJ14 (VJ1 630)		500	-	-	3VJ1450-7DA32-0AA0	42400.-	3VJ1450-7EA42-0AA0	54525.-
		630	-	-	3VJ1463-7DA32-0AA0	42400.-	3VJ1463-7EA42-0AA0	54525.-

Notes:

Phase barriers are included in the standard MCCB packing

^2P in 3P Frame Size

Std. Pkg. = 1 unit

* MRP - Max. Retail Price



3VJ10 MCCB, Thermal Magnetic Trip Unit, Adjustable Thermal Fixed Magnetic (ATFM), 415VAC, 50Hz

Frame Size	Breaking Capacity @415V AC, 50/60Hz	Rated Current In (A)	3 Pole Type	Unit MRP* ₹	4 Pole Type	Unit MRP* ₹
3VJ10 (VJ1 125X)	10kA	16 NEW	3VJ1096-0DB32-0AA0	4815.-	3VJ1096-0EB42-0AA0	6505.-
		20	3VJ1002-0DB32-0AA0	4815.-	3VJ1002-0EB42-0AA0	6505.-
		25	3VJ1092-0DB32-0AA0	4815.-	3VJ1092-0EB42-0AA0	6505.-
		32	3VJ1003-0DB32-0AA0	4815.-	3VJ1003-0EB42-0AA0	6505.-
		40	3VJ1004-0DB32-0AA0	4815.-	3VJ1004-0EB42-0AA0	6505.-
		50	3VJ1005-0DB32-0AA0	4815.-	3VJ1005-0EB42-0AA0	6505.-
		63	3VJ1006-0DB32-0AA0	4815.-	3VJ1006-0EB42-0AA0	6505.-
		80	3VJ1008-0DB32-0AA0	4815.-	3VJ1008-0EB42-0AA0	6505.-
		100	3VJ1010-0DB32-0AA0	4815.-	3VJ1010-0EB42-0AA0	6505.-
	125	3VJ1012-0DB32-0AA0	6925.-	3VJ1012-0EB42-0AA0	9770.-	
	18kA	16 NEW	3VJ1096-1DB32-0AA0	7275.-	3VJ1096-1EB42-0AA0	9345.-
		20	3VJ1002-1DB32-0AA0	7275.-	3VJ1002-1EB42-0AA0	9345.-
		25	3VJ1092-1DB32-0AA0	7275.-	3VJ1092-1EB42-0AA0	9345.-
		32	3VJ1003-1DB32-0AA0	7275.-	3VJ1003-1EB42-0AA0	9345.-
		40	3VJ1004-1DB32-0AA0	7275.-	3VJ1004-1EB42-0AA0	9345.-
		50	3VJ1005-1DB32-0AA0	7275.-	3VJ1005-1EB42-0AA0	9345.-
		63	3VJ1006-1DB32-0AA0	7275.-	3VJ1006-1EB42-0AA0	9345.-
		80	3VJ1008-1DB32-0AA0	7275.-	3VJ1008-1EB42-0AA0	9345.-
		100	3VJ1010-1DB32-0AA0	7275.-	3VJ1010-1EB42-0AA0	9345.-
	125	3VJ1012-1DB32-0AA0	8345.-	3VJ1012-1EB42-0AA0	10860.-	
	25kA	16 NEW	3VJ1096-3DB32-0AA0	8360.-	3VJ1096-3EB42-0AA0	11085.-
		20	3VJ1002-3DB32-0AA0	8360.-	3VJ1002-3EB42-0AA0	11085.-
		25	3VJ1092-3DB32-0AA0	8360.-	3VJ1092-3EB42-0AA0	11085.-
		32	3VJ1003-3DB32-0AA0	8360.-	3VJ1003-3EB42-0AA0	11085.-
		40	3VJ1004-3DB32-0AA0	8360.-	3VJ1004-3EB42-0AA0	11085.-
		50	3VJ1005-3DB32-0AA0	8360.-	3VJ1005-3EB42-0AA0	11085.-
		63	3VJ1006-3DB32-0AA0	8360.-	3VJ1006-3EB42-0AA0	11085.-
		80	3VJ1008-3DB32-0AA0	8360.-	3VJ1008-3EB42-0AA0	11085.-
		100	3VJ1010-3DB32-0AA0	8360.-	3VJ1010-3EB42-0AA0	11085.-
	125	3VJ1012-3DB32-0AA0	9540.-	3VJ1012-3EB42-0AA0	12190.-	

Notes:
 Phase barriers are included in the standard MCCB packing
 Std. Pkg. = 1 unit * MRP - Max. Retail Price



3VJ MCCB, Thermal Magnetic Trip Unit, Adjustable Thermal Fixed Magnetic (ATFM), 415VAC, 50Hz

Frame Size	Breaking Capacity @415V AC, 50/60Hz	Rated Current In (A)	3 Pole Type	Unit MRP* ₹	4 Pole Type	Unit MRP* ₹	
3VJ12 (VJ1 250)	25kA	160	3VJ1216-3DB32-0AA0	13410.-	3VJ1216-3EB42-0AA0	16320.-	
		200	3VJ1220-3DB32-0AA0	14475.-	3VJ1220-3EB42-0AA0	18220.-	
		250	3VJ1225-3DB32-0AA0	16295.-	3VJ1225-3EB42-0AA0	21455.-	
320		3VJ1332-3DB32-0AA0	30490.-	3VJ1332-3EB42-0AA0	39265.-		
3VJ13 (VJ1 400)		400	3VJ1340-3DB32-0AA0	30490.-	3VJ1340-3EB42-0AA0	39265.-	
		36kA	16 NEW	3VJ1196-5DB32-0AA0	11085.-	3VJ1196-5EB42-0AA0	14645.-
20 NEW	3VJ1102-5DB32-0AA0		11085.-	3VJ1102-5EB42-0AA0	14645.-		
25	3VJ1192-5DB32-0AA0		11085.-	3VJ1192-5EB42-0AA0	14645.-		
32	3VJ1103-5DB32-0AA0		11085.-	3VJ1103-5EB42-0AA0	14645.-		
40	3VJ1104-5DB32-0AA0		11085.-	3VJ1104-5EB42-0AA0	14645.-		
50	3VJ1105-5DB32-0AA0		11085.-	3VJ1105-5EB42-0AA0	14645.-		
63	3VJ1106-5DB32-0AA0		11085.-	3VJ1106-5EB42-0AA0	14645.-		
80	3VJ1108-5DB32-0AA0		11085.-	3VJ1108-5EB42-0AA0	14645.-		
100	3VJ1110-5DB32-0AA0		11085.-	3VJ1110-5EB42-0AA0	14645.-		
3VJ12 (VJ1 250)	125		3VJ1112-5DB32-0AA0	12555.-	3VJ1112-5EB42-0AA0	15920.-	
	3VJ13 (VJ1 400)		160	3VJ1216-5DB32-0AA0	15210.-	3VJ1216-5EB42-0AA0	18490.-
			200	3VJ1220-5DB32-0AA0	19685.-	3VJ1220-5EB42-0AA0	25410.-
250		3VJ1225-5DB32-0AA0	22635.-	3VJ1225-5EB42-0AA0	29125.-		
3VJ14 (VJ1 630)	320	3VJ1332-5DB32-0AA0	31250.-	3VJ1332-5EB42-0AA0	40030.-		
	400	3VJ1340-5DB32-0AA0	31250.-	3VJ1340-5EB42-0AA0	40030.-		
3VJ11 (VJ1 125)	500	3VJ1450-5DB32-0AA0	46880.-	3VJ1450-5EB42-0AA0	60045.-		
	630	3VJ1463-5DB32-0AA0	46880.-	3VJ1463-5EB42-0AA0	60045.-		
	55kA	16 NEW	3VJ1196-7DB32-0AA0	13395.-	3VJ1196-7EB42-0AA0	17665.-	
20 NEW		3VJ1102-7DB32-0AA0	13395.-	3VJ1102-7EB42-0AA0	17665.-		
25		3VJ1192-7DB32-0AA0	13395.-	3VJ1192-7EB42-0AA0	17665.-		
32		3VJ1103-7DB32-0AA0	13395.-	3VJ1103-7EB42-0AA0	17665.-		
40		3VJ1104-7DB32-0AA0	13395.-	3VJ1104-7EB42-0AA0	17665.-		
50		3VJ1105-7DB32-0AA0	13395.-	3VJ1105-7EB42-0AA0	17665.-		
63		3VJ1106-7DB32-0AA0	13395.-	3VJ1106-7EB42-0AA0	17665.-		
80		3VJ1108-7DB32-0AA0	13395.-	3VJ1108-7EB42-0AA0	17665.-		
100		3VJ1110-7DB32-0AA0	13395.-	3VJ1110-7EB42-0AA0	17665.-		
3VJ12 (VJ1 250)		125	3VJ1112-7DB32-0AA0	14735.-	3VJ1112-7EB42-0AA0	19440.-	
		160	3VJ1216-7DB32-0AA0	17635.-	3VJ1216-7EB42-0AA0	23290.-	
		200	3VJ1220-7DB32-0AA0	20280.-	3VJ1220-7EB42-0AA0	26775.-	
3VJ13 (VJ1 400)	250	3VJ1225-7DB32-0AA0	23310.-	3VJ1225-7EB42-0AA0	30795.-		
	320	3VJ1332-7DB32-0AA0	32020.-	3VJ1332-7EB42-0AA0	41175.-		
3VJ14 (VJ1 630)	400	3VJ1340-7DB32-0AA0	32020.-	3VJ1340-7EB42-0AA0	41175.-		
	500	3VJ1450-7DB32-0AA0	48025.-	3VJ1450-7EB42-0AA0	61760.-		
	630	3VJ1463-7DB32-0AA0	48025.-	3VJ1463-7EB42-0AA0	61760.-		

Notes: Phase barriers are included in the standard MCCB packing

Earth Fault Protection for 3VJ MCCBs

Description	Type	Unit LP* ₹	
Earth fault monitoring relay • Auxiliary voltage: 85-270V AC/DC • Change over contact: 2C/O • Width: 35mm module	7UG0861-1BU20	6095.-	
CBCT for EFR: Suitable for 3VJ10 up to 125A	3P	7UG09910	2105.-
	4P	7UG09911	2400.-
CBCT for EFR: Suitable for 3VJ11 up to 125A	3P	7UG09911	2400.-
	4P	7UG09911	2400.-
CBCT for EFR: Suitable for 3VJ12 up to 250A	3P	7UG09912	2540.-
	4P	7UG09913	2995.-
CBCT for EFR: Suitable for 3VJ13/14 upto 630A	3P	7UG09915	4050.-

Earth Leakage Protection for 3VJ MCCBs

Description	Type	Unit LP* ₹	
Earth leakage relay 1Ph-2W, 3Ph-3W, 3Ph-4W	110VAC	7UG0841-1CB20	5895.-
	230VAC	7UG0842-1CD20	5955.-
CBCT for ELR	35 mm dia	7UG0996	2145.-
	70 mm dia	7UG0997	2450.-
	120 mm dia	7UG0999	4175.-
	210 mm dia	7UG0994	8035.-
	310 mm dia	7UG0995	11970.-

Note: Order 1 no of shunt trip for MCCB separately along with earth fault relay / earth leakage relay

Std. Pkg. = 1 unit

* MRP - Max. Retail Price

LP = List Price

3VJ Internal accessories

Frame Size	Accessory compartment/ Coil voltage	3VJ10 (VJ1 125X)	Unit MRP* ₹	3VJ11 (VJ1 125)	Unit MRP* ₹	3VJ12 (VJ1 250)	Unit MRP* ₹	3VJ13/14 (VJ1 400/630)	Unit MRP* ₹
Auxiliary Switches (AUX)	Left	3VJ9018-0AN11	1660.-	3VJ9218-0AN11	1715.-	3VJ9218-0AN11	1715.-	3VJ9417-0AN11	1775.-
	Right	-	-	3VJ9218-0AN21	1715.-	3VJ9218-0AN21	1715.-	3VJ9417-0AN21	1775.-
Alarm Switches (AL)	Left	3VJ9018-0AA11	1660.-	3VJ9118-0AA11	1660.-	3VJ9218-0AA11	1715.-	3VJ9417-0AA11	1775.-
	Right	-	-	3VJ9118-0AA21	1660.-	3VJ9218-0AA21	1715.-	3VJ9417-0AA21	1775.-
Auxiliary + Alarm Switches (AUX+AL)	Left	3VJ9018-0AD11	2695.-	3VJ9118-0AD11	2695.-	3VJ9218-0AD11	2825.-	3VJ9417-0AD11	3065.-
	Right	-	-	3VJ9118-0AD21	2695.-	3VJ9218-0AD21	2825.-	3VJ9417-0AD21	3065.-
Shunt Trip (Right) (ST)	24V DC	-	-	3VJ9218-0ST11	3430.-	3VJ9218-0ST11	3430.-	-	-
	24V AC/DC	-	-	-	-	-	-	3VJ9417-0ST21	3675.-
	48V DC	-	-	3VJ9218-0ST12	3430.-	3VJ9218-0ST12	3430.-	-	-
	48V AC/DC	-	-	-	-	-	-	3VJ9417-0ST22	3675.-
	110V DC	3VJ9018-0ST15	2495.-	3VJ9218-0ST15	3430.-	3VJ9218-0ST15	3430.-	-	-
	110V AC/DC	-	-	-	-	-	-	3VJ9417-0ST25	3675.-
	110V AC	3VJ9018-0ST35	2495.-	3VJ9218-0ST35	3555.-	3VJ9218-0ST35	3555.-	-	-
	220V AC	3VJ9018-0ST36	2705.-	3VJ9218-0ST36	3675.-	3VJ9218-0ST36	3675.-	3VJ9417-0ST36	4045.-
415V AC	3VJ9018-0ST37	2705.-	3VJ9218-0ST37	3675.-	3VJ9218-0ST37	3675.-	3VJ9417-0ST37	4045.-	
Undervoltage Release (Left) (UVR)	24V DC	-	-	3VJ9218-0UV11	4905.-	3VJ9218-0UV11	4905.-	-	-
	48V DC	-	-	3VJ9218-0UV12	4905.-	3VJ9218-0UV12	4905.-	-	-
	220V AC	-	-	3VJ9218-0UV36	5150.-	3VJ9218-0UV36	5150.-	3VJ9417-0UV36	12265.-
	415V AC	-	-	3VJ9218-0UV37	5515.-	3VJ9218-0UV37	5515.-	3VJ9417-0UV37	12265.-

Internal accessories are available for 2P, 3P & 4P 3VJ MCCBs

3VJ External accessories

Frame Size	No. of poles	3VJ10 (VJ1 125X)	Unit MRP* ₹	3VJ11 (VJ1 125)	Unit MRP* ₹	3VJ12 (VJ1 250)	Unit MRP* ₹	3VJ13 (VJ1 400)	Unit MRP* ₹	3VJ14 (VJ1 630)	Unit MRP* ₹
Extended Door Mounted Rotary Operator (including 8UC handle)@	-	3VJ9018-0HD11	2485.-	3VJ9118-0HD11	2675.-	3VJ9218-0HD11	3130.-	3VJ9417-0HD11	3950.-	3VJ9417-0HD11	3950.-
Spreader Links^	2P	3VJ9012-0ED00	220.-	3VJ9112-0ED00	245.-	3VJ9212-0ED00	740.-	-	-	-	-
	3P	3VJ9013-0ED00	370.-	3VJ9113-0ED00	390.-	3VJ9213-0ED00	1195.-	3VJ9313-0ED00	2085.-	3VJ9413-0ED00	2500.-
	4P	3VJ9014-0ED00	485.-	3VJ9114-0ED00	510.-	3VJ9214-0ED00	1555.-	3VJ9314-0ED00	2945.-	3VJ9414-0ED00	3530.-
Phase Barriers#		3VJ9018-0CA00	170.-	3VJ9218-0CA00	270.-	3VJ9218-0CA00	270.-	3VJ9417-0CA00	295.-	3VJ9417-0CA00	295.-
Front Barriers\$	2P/3P	3VJ9016-0CJ30	395.-	3VJ9116-0CJ30	470.-	3VJ9216-0CJ30	675.-	3VJ9413-0CJ30	840.-	3VJ9413-0CJ30	840.-
	4P	3VJ9014-0CJ40	555.-	3VJ9114-0CJ40	595.-	3VJ9214-0CJ40	790.-	3VJ9414-0CJ40	1035.-	3VJ9414-0CJ40	1035.-
Toggle handle extension	-	-	-	-	-	-	-	3VJ9417-0DH10	670.-	3VJ9417-0DH10	670.-
Interlocking (for MCCBs with 8UC handles) - Castell interlock kit	-	8UC60701YQ..	6280.-	8UC60701YQ..	6280.-	8UC60701YQ..	6280.-	8UC60702YQ..	6450.-	8UC60702YQ..	6450.-
SS Enclosures	2P/3P	3VJ9016-0DE11	2770.-	3VJ9116-0DE11	2770.-	3VJ9216-0DE12	6080.-	-	-	-	-
	4P	3VJ9014-0DE11	2770.-	3VJ9114-0DE11	2770.-	3VJ9214-0DE12	6080.-	-	-	-	-
Padlock on MCCB Dolly/Knob NEW	-	-	-	3VJ9118-0LM10	1110.-	3VJ9218-0LM10	1110.-	3VJ9317-0LM10	2695.-	3VJ9317-0LM10	2695.-
Mechanical Interlocking Devices (Front sliding bar type) NEW	3P	-	-	3VJ9116-0VM10	3035.-	3VJ9216-0VM10	5920.-	3VJ9313-0VM10	11545.-	3VJ9313-0VM10	11545.-
	4P	-	-	3VJ9114-0VM10	3165.-	3VJ9214-0VM10	6990.-	3VJ9314-0VM10	15435.-	3VJ9314-0VM10	15435.-

Notes:

@ 1 set contains rotary mechanism, coupler, shaft & 8UC handle.

^ Spreader link 1 set = 2 nos. links in case of 2 pole; 3 nos. links in case of 3 pole; 4 nos. links in case of 4 pole.

Available as a spare; 1 set contains 2 phase barriers

\$ 1 set contains 2 front barriers (top & bottom)

Toggle handle extension is included in the standard packing of 3VJ13 & 3VJ14 MCCBs.

2P/3P SS enclosures provide inbuilt neutral link for TPN system

Padlocking devices can be used for locking MCCB in Off position

Mechanical interlocking devices can not be used along with the rotary operators

Std. Pkg. = 1 unit

* MRP - Max. Retail Price



SENTRON

Transfer control devices

3KC ATC6300 & 6500

- Suitable for Utility to DG, Utility to Utility and DG to DG changeover in combination with motorized breakers
- Automatic Load management and control of tie breaker (with ATC 6500 only)
- Communication capable via expansion modules on Modbus TCP or MODBUS RTU
- Confirms to IEC 60947-6-1
- Plug-in DI/DO expansion modules for additional functionality
- Easy parameterization through Powerconfig
- Ingress protection up to IP65

www.siemens.com/switching-devices

SIEMENS

SETRON Auto transfer controllers

In accordance with IEC 60947-6-1, IEC standard for transfer switching equipments



	3KC ATC 6300	3KC ATC 6500
Display	Yes, LCD	Yes, LCD
Network	Single Phase / 2 Phase or 3 Phase systems (Including 3 Phase – 4 Wire systems)	Single Phase / 2 Phase or 3 Phase systems (Including 3 Phase – 4 Wire systems)
Maximum rated voltage U _e	100-480V AC L-L	100-600V AC L-L
Application type	Utility – Utility Utility - DG DG - DG	Utility – Utility Utility - DG DG - DG
Number of controllable breakers	2	3
Automatic load management (load shedding)	No	Yes
Parameterization	LCD Display USB Front interface ¹⁾ Communication Modules ²⁾	LCD Display USB Front interface ¹⁾ Communication Modules ²⁾
Expansion Modules	Yes, DI/DOs Communication Modules	Yes, DI/DOs Communication Modules
Communication Option	Yes, MODBUS RTU/ MODBUS TCP via expansion modules	Yes, Integrated RS485 Port (MODBUS RTU) MODBUS TCP via expansion module

^{1) 2)} Available as accessory. Parameterization to be done via Powerconfig

Description	Type No	Unit LP* ₹	Std. pkg. (nos.)
Automatic Transfer Controllers			
3KC ATC 6300	3KC9000-8TL40	126290.-	1
3KC ATC 6500	3KC9000-8TL50	POR	1
Accessories Expandable DI /DO Modules (For both ATC 6300 & 6500)			
ATC6 expansion module 4DI	3KC9000-8TL60	POR	1
ATC6 expansion module 4DO, SSR	3KC9000-8TL61	POR	1
ATC6 expansion module 2DI/2DO, SSR	3KC9000-8TL62	POR	1
ATC6 expansion module 2DO, relay	3KC9000-8TL63	POR	1
ATC6 expansion module 2DI/2DO, relay	3KC9000-8TL64	POR	1
Expansion modules with communication interfaces (For both ATC 6300 & 6500)			
ATC6 RS 485 expansion module	3KC9000-8TL74	POR	1
ATC6 Ethernet expansion module	3KC9000-8TL75	POR	1
USB Front interface (For both ATC 6300 & 6500)			
ATC6 USB front interface	3KC9000-8TL73	POR	1
IP 65 Protective Gasket			
For ATC 6300 144 x 144 mm	3KC9000-8TL67	POR	1
For ATC 6500 171 x 131 mm	3KC9000-8TL68	POR	1

POR: Price On Request

* LP - List Price

Auto Transfer Controllers

Complete Auto changeover solution with SIEMENS circuit breakers

Designed and tested with





SETRON

Fuse Switch Disconnectors - **3NP1**

End to end safety for user and systems

- Compliant with IEC 60947-1 and IEC 60947-3
- 1-pole to 4-pole versions up to 630A at 1000V AC/ DC
- Fuse and Voltage monitoring
- 40/ 60mm busbar mounting option
- Selection chart with SITOR fuses

www.siemens.com/switching-devices

SIEMENS

SETRON 3NP1 Fuse Switch Disconnectors up to 630A

Reliable safety of personnel and systems

Overview:

- Available in five frame sizes from 100 to 630 A
- Optional for use of fuse links in LV HRC design
- 1-, 2-, 3- and 4-pole switchable

Application:

- Can be used in main and auxiliary circuits
- For non-routine switching
- VFD/ Soft Starter/ Capacitor panels

Benefits:

- Fuse puller is not required
- Mounting flexibility: Base / DIN / busbar
- AC20 / DC20 1000V

3NP1 with Floor mounting

3NP1 without fuse monitoring

Rated current (A)	3NP1 size	DIN fuse size	Terminals type	Poles ⁴⁾	Type	Unit LP* ₹
100 ¹⁾	000	000	Box	1	3NP1121-1CA20	4420.-
				3	3NP1123-1CA20	8035.-
				4	3NP1124-1CA20	14025.-
160 ²⁾	00	000,00	Flat	1	3NP1131-1CA10	4655.-
				3	3NP1133-1CA10	8400.-
				4	3NP1134-1CA10	14615.-
250 ²⁾	1	00,1	Flat	1	3NP1141-1DA10	13555.-
				3	3NP1143-1DA10	24580.-
				4	3NP1144-1DA10	40300.-
400 ²⁾	2	1,2	Flat	1	3NP1151-1DA10	18645.-
				3	3NP1153-1DA10	33685.-
				4	3NP1154-1DA10	54515.-
630 ²⁾	3	2,3	Flat	1	3NP1161-1DA10	24815.-
				3	3NP1163-1DA10	45135.-
				4	3NP1164-1DA10	72330.-

3NP1 with Electronic fuse monitoring ³⁾

Rated current (A)	3NP1 size	DIN fuse size	Terminals type	Poles ⁴⁾	Type	Unit LP* ₹
100 ¹⁾	000	000	Box	1	3NP1121-1CA24	15485.-
				3	3NP1123-1CA24	23970.-
160 ²⁾	00	000,00	Flat	1	3NP1131-1CA14	14790.-
				3	3NP1133-1CA14	24190.-
250 ²⁾	1	00,1	Flat	1	3NP1141-1DA14	24610.-
				3	3NP1143-1DA14	40300.-
400 ²⁾	2	1,2	Flat	1	3NP1151-1DA14	29910.-
				3	3NP1153-1DA14	49845.-
630 ²⁾	3	2,3	Flat	1	3NP1161-1DA14	36065.-
				3	3NP1163-1DA14	60880.-



1-pole



3-pole



2-pole



4-pole



1-pole with EFM



3-pole with EFM

- 1) Can be used up to 160A along with an accessory feeder terminal 3NP1923-1BD00 (for 3-pole) and 3NP1921-1BD00 (for 1-pole)
- 2) Box type terminals available for higher ratings 3NP1.
- 3) EFM voltage range: 1-pole: 24 ... 240 V AC (phase to N) / 24 ... 250 V DC (L+ to L-); 3-pole: 190 ... 690 V AC (phase to phase) .

Further voltage ranges are available as accessories. EFM needs external 24V DC power supply.

- 4) 2-pole 3NP1 is a combination of 2 nos. 1-pole 3NP1 with assembly kit accessories. Please refer page 43 for assembly kit selection.

Configurator for 3NP1

- Ready-to-install version
- Application specific switches
- Accessories




3NP1 mounting on 8US busbar

3NP1 mounting on 60mm 8US busbar system ³⁾

3NP1 without fuse monitoring

Rated current (A)	3NP1 size	DIN fuse size	Terminals type	Poles ⁴⁾	Type	Unit LP* ₹
100 ¹⁾	000	000	Box	3	3NP1123-1BC20	11890.-
				4	3NP1124-1BC20	19805.-
160 ²⁾	00	00	Flat	3	3NP1133-1BC10	12760.-
				4	3NP1134-1BC10	21345.-
250 ²⁾	1	1	Flat	3	3NP1143-1BC10	40690.-
				4	3NP1144-1BC10	63420.-
400 ²⁾	2	2	Flat	3	3NP1153-1BC10	52585.-
				4	3NP1154-1BC10	82510.-
630 ²⁾	3	3	Flat	3	3NP1163-1BC10	66745.-
				4	3NP1164-1BC10	105875.-

8US busbar system



Accessories for 3NP1

Auxillary contact (1CO type)

3NP1 Size	Type	Unit LP* ₹
000	3NP1920-1FA00	1850.-
00	3NP1930-1FA00	1850.-
1,2,3	3NP1940-1FA00	2015.-



Feeder terminals for 3NP1 121/ 3 for use up to 160A

3NP1 Size	Terminals type	Poles	Type	Unit LP* ₹
000	Box	1	3NP1921-1BD00	2330.-
		3	3NP1923-1BD00	5210.-



Assembly kit for connection of 1-pole and 3-pole 3NP1 to form floor mounted 2-pole⁴⁾ and 4-pole 3NP1

3NP1 Size	Type	Unit LP* ₹
000	3NP19211EC00	POR
00	3NP19311EC00	
1,2,3	3NP19411EC00	



Assembly kit for mounting 3NP1 floor type on 8US 60mm busbar system ⁵⁾

3NP1 Size	Terminals type	Poles	Type	Unit LP* ₹
000	Box	1	3NP1921-1EE10	POR
00			3NP1931-1EE10	



- 1) Can be used up to 160A along with an accessory feeder terminal 3NP1923-1BD00 (for 3-pole) and 3NP1921-1BD00 (for 1-pole)
- 2) Box type terminals available for higher ratings 3NP1.
- 3) 3NP1 also available for Rittal RiLine 60 busbar system with base
- 4) 2-pole 3NP1 is a combination of 2 nos. 1-pole 3NP1 with assembly kit accessories.
- 5) Contains all parts for assembly and connection.

POR: Price On Request

Std. Pkg. = 1 unit

* LP - List Price



SUPERSWITCH

Switch Disconnecter Fuse - **3KL8**

Safe. Reliable. Efficient.

- Compliant with IS/ IEC 60947-3
- 2-pole to 4-pole versions up to 800A at 690V AC
- COMPACT 2-pole and TRUE 4-pole versions
- DIN/ BS/ Cylindrical fuse type versions
- With Enclosure option
- AC-23A for the complete range
- Type 2 co-ordination chart for DOL and Star Delta feeders

www.siemens.co.in/superswitch3k

SIEMENS

Superswitch 3KL8

- Wide range : Up to 800A in SDF and 1600A in SD
- Available in 2P,3P,3PN & 4P variants
- Suitable for isolation as per IS/IEC 60947-3
- Unique positive off indication
- Suitable for AC23A Duty @ 690V AC, 50Hz
- Roller contacts with high operating life
- IP65 handle with door interlock
- Wide range of accessories
- Suitable for power distribution as well as motor protection



Switch disconnecter fuse: 3KL8 4-pole, for power distribution (in Open Execution)


Rated current I _e @690V 50Hz	SDF suitable for DIN type HRC fuses	Unit MRP* ₹	SDF suitable for BS type HRC fuses	Unit MRP* ₹	SDF suitable for Cylindrical type HRC fuses	Unit MRP* ₹	Std. pkg. (nos.)
20A	3KL8111-4TA00	3540.-	3KL8111-4TJ00	3600.-	3KL8111-4TC00	3675.-	1
32A	3KL8121-4TA00	3660.-	3KL8121-4TJ00	3945.-	3KL8121-4TC00	3970.-	1
63A	3KL8151-4TA00	4930.-	3KL8151-4TJ00	5000.-	3KL8151-4TC00	5205.-	1
100A	3KL8171-4TA00	7400.-	-	-	-	-	1
100A	3KL8211-4TA00	10625.-	3KL8211-4TJ00	11590.-	-	-	1
125A	3KL8221-4TA00	13025.-	3KL8221-4TJ00	13800.-	-	-	1
160A	3KL8231-4TA00	14460.-	3KL8231-4TJ00	16770.-	-	-	1
200A	3KL8311-4UA00	20745.-	3KL8311-4UJ00	21780.-	-	-	1
250A	3KL8321-4UA00	24175.-	3KL8321-4UJ00	25810.-	-	-	1
315A	3KL8331-4UA00	29095.-	3KL8331-4UJ00	31850.-	-	-	1
400A	3KL8341-4UA00	32015.-	3KL8341-4UJ00	36795.-	-	-	1
500A	3KL8411-4UA00	51995.-	3KL8411-4UJ00	59305.-	-	-	1
630A	3KL8421-4UA00	53905.-	3KL8421-4UJ00	61455.-	-	-	1
800A [§]	3KL8431-4UA00	63715.-	3KL8431-4UJ00	66585.-	-	-	1

Switch disconnecter fuse:3KL8 3PN for power distribution and motor protection (Open Execution)

Rated current I _e @690V 50Hz	SDF suitable for DIN type HRC fuses	Unit MRP* ₹	SDF suitable for BS type HRC fuses	Unit MRP* ₹	SDF suitable for Cylindrical type HRC fuses	Unit MRP* ₹	Std. pkg. (nos.)
20A	3KL8111-5TA00	3145.-	3KL8111-5TJ00	3155.-	3KL8111-5TC00	3165.-	1
32A	3KL8121-5TA00	3195.-	3KL8121-5TJ00	3210.-	3KL8121-5TC00	3240.-	1
63A	3KL8151-5TA00	4290.-	3KL8151-5TJ00	4375.-	3KL8151-5TC00	4415.-	1
100A	3KL8171-5TA00	6135.-	-	-	-	-	1
100A	3KL8211-5TA00	8545.-	3KL8211-5TJ00	8625.-	-	-	1
125A	3KL8221-5TA00	11000.-	3KL8221-5TJ00	11050.-	-	-	1
160A	3KL8231-5TA00	11775.-	3KL8231-5TJ00	11830.-	-	-	1
200A	3KL8311-5UA00	16160.-	3KL8311-5UJ00	16645.-	-	-	1
250A	3KL8321-5UA00	18355.-	3KL8321-5UJ00	18855.-	-	-	1
315A	3KL8331-5UA00	21855.-	3KL8331-5UJ00	22220.-	-	-	1
400A	3KL8341-5UA00	26340.-	3KL8341-5UJ00	26730.-	-	-	1
500A	3KL8411-5UA00	42365.-	3KL8411-5UJ00	43340.-	-	-	1
630A	3KL8421-5UA00	44620.-	3KL8421-5UJ00	46935.-	-	-	1
800A [§]	3KL8431-5UA00	47580.-	3KL8431-5UJ00	50860.-	-	-	1

Switch disconnecter fuse: 3KL8 3-pole, for motor protection (in Open Execution)

Rated current I _e @ 690V 50Hz	SDF suitable for DIN type HRC Fuses	Unit MRP* ₹	Std. pkg. (nos.)
20A	3KL8111-1TA00	3050.-	1
32A	3KL8121-1TA00	3110.-	1
63A	3KL8151-1TA00	4215.-	1
100A	3KL8211-1TA00	8395.-	1
125A	3KL8221-1TA00	10675.-	1
160A	3KL8231-1TA00	11540.-	1
200A	3KL8311-1UA00	15655.-	1
250A	3KL8321-1UA00	18255.-	1
315A	3KL8331-1UA00	21530.-	1
400A	3KL8341-1UA00	25920.-	1
500A	3KL8411-1UA00	41715.-	1
630A	3KL8421-1UA00	44340.-	1
800A [§]	3KL8431-1UA00	47285.-	1



§ 3KL8431 (800A): 710A with fuse cover

Notes:

2P = 2-pole; 3P = 3-pole; 3PN = 3-pole with neutral link; 4P = 4-pole

3KL8: Unit MRPs are without fuses

3KL8: Unit MRPs are inclusive of Front drive (Handle) and phase barriers

Please scan the QR code for brochure and Operation manual (OM)

Refer the OM for changes in dimension

Std. Pkg. = 1 unit

* MRP - Maximum Retail Price

Superswitch 3KL8

Switch disconnecter fuse: 3KL8 2-pole (Open Execution)

Rated current I _e @690V 50Hz	SDF suitable for DIN type HRC fuses	Unit MRP* ₹	SDF suitable for BS type HRC fuses	Unit MRP* ₹	SDF suitable for Cylindrical type HRC fuses	Unit MRP* ₹	Std. pkg. (nos.)
20A [®]	3KL8111-2TA00	2845.-	-	-	3KL8111-2TC00	2895.-	1
32A [®]	3KL8121-2TA00	2895.-	-	-	3KL8121-2TC00	3025.-	1
63A [®]	3KL8151-2TA00	3770.-	-	-	3KL8151-2TC00	3805.-	1
100A [®]	3KL8171-2TA00	5830.-	-	-	-	-	1
100A	3KL8211-2TA00	8030.-	3KL8211-2TJ00	8210.-	-	-	1
125A	3KL8221-2TA00	9300.-	3KL8221-2TJ00	10135.-	-	-	1
160A	3KL8231-2TA00	9675.-	3KL8231-2TJ00	10915.-	-	-	1
200A	3KL8311-2UA00	14060.-	3KL8311-2UJ00	15370.-	-	-	1
250A	3KL8321-2UA00	15315.-	3KL8321-2UJ00	16970.-	-	-	1
315A	3KL8331-2UA00	18630.-	3KL8331-2UJ00	19770.-	-	-	1
400A	3KL8341-2UA00	22205.-	3KL8341-2UJ00	23340.-	-	-	1
500A	3KL8411-2UA00	35055.-	3KL8411-2UJ00	40815.-	-	-	1
630A	3KL8421-2UA00	35860.-	3KL8421-2UJ00	41415.-	-	-	1
800A [§]	3KL8431-2UA00	46645.-	3KL8431-2UJ00	46795.-	-	-	1



Switch disconnecter fuse in SS[^] Enclosure (factory fitted)¹⁾

Rated current I _e @690V 50Hz	Suitable fuse type	3PN	Unit MRP* ₹	4P	Unit MRP* ₹	Std. pkg. (nos.)
20A	DIN	3KL8111-5TA10	6570.-	3KL8111-4TA10	7575.-	1
	BS	3KL8111-5TJ10	6625.-	3KL8111-4TJ10	7590.-	1
	CYL	3KL8111-5TC10	6665.-	3KL8111-4TC10	7655.-	1
32A	DIN	3KL8121-5TA10	7030.-	3KL8121-4TA10	7810.-	1
	BS	3KL8121-5TJ10	7050.-	3KL8121-4TJ10	7900.-	1
	CYL	3KL8121-5TC10	7085.-	3KL8121-4TC10	7930.-	1
63A	DIN	3KL8151-5TA10	7805.-	3KL8151-4TA10	9210.-	1
	BS	3KL8151-5TJ10	7835.-	3KL8151-4TJ10	9445.-	1
	CYL	3KL8151-5TC10	7895.-	3KL8151-4TC10	9475.-	1
100A	DIN	3KL8211-5TA10	12515.-	3KL8211-4TA10	14840.-	1
	BS	3KL8211-5TJ10	12880.-	3KL8211-4TJ10	14985.-	1
125A	DIN	3KL8221-5TA10	14835.-	3KL8221-4TA10	17870.-	1
	BS	3KL8221-5TJ10	14945.-	3KL8221-4TJ10	18435.-	1
160A	DIN	3KL8231-5TA10	15915.-	3KL8231-4TA10	19645.-	1
	BS	3KL8231-5TJ10	16040.-	3KL8231-4TJ10	19775.-	1
200A	DIN	3KL8311-5UA10	22950.-	3KL8311-4UA10	32070.-	1
	BS	3KL8311-5UJ10	23125.-	3KL8311-4UJ10	32805.-	1
250A	DIN	3KL8321-5UA10	26020.-	3KL8321-4UA10	34150.-	1
	BS	3KL8321-5UJ10	26200.-	3KL8321-4UJ10	34385.-	1
315A	DIN	3KL8331-5UA10	30950.-	3KL8331-4UA10	40645.-	1
	BS	3KL8331-5UJ10	31120.-	3KL8331-4UJ10	40850.-	1
400A	DIN	3KL8341-5UA10	35700.-	3KL8341-4UA10	45575.-	1
	BS	3KL8341-5UJ10	36155.-	3KL8341-4UJ10	45770.-	1
500A	DIN	3KL8411-5UA10	53160.-	3KL8411-4UA10	67030.-	1
	BS	3KL8411-5UJ10	53320.-	3KL8411-4UJ10	67755.-	1
630A	DIN	3KL8421-5UA10	55965.-	3KL8421-4UA10	71180.-	1
	BS	3KL8421-5UJ10	56125.-	3KL8421-4UJ10	71390.-	1
800A [§]	DIN	3KL8431-5UA10	60080.-	3KL8431-4UA10	76420.-	1
	BS	3KL8431-5UJ10	60235.-	3KL8431-4UJ10	76620.-	1



SS[^] Enclosure for 3KL8/ 3KA8

Rated current I _e @690V 50Hz	Enclosure type	Unit MRP* ₹	Std. pkg. (nos.)
20A-160A	3KX8235-4AC	4650.-	1
200A-400A	3KX8345-4AC	6185.-	1
500A-800A	3KX8435-4AC ¹⁾	10140.-	1
200A-800A	3KX8435-4AG ^{#2)}	17415.-	1

@ In 3P housing

^ SS stands for Sheet Steel

1) 3KL8 in SS Enclosure: Includes 3KL8 SDF without fuses, SS Enclosure, front drive (Handle) and phase barriers

\$ 3KL8431 (800A): 710A with fuse cover

^ SS stands for Sheet Steel

Enclosure for 4-pole SDF / SD type 3KL83/4 & 3KA83/4

1) SD (except 4-pole) type 3KA84 (630A-1600A), recommended to be used along with gland box 3KX84354DC (2nos.)

2) SD (4-pole only) type 3KA84 (630A-1600A), recommended to be used along with gland box 3KX84354DG (2nos.)

Std. Pkg. = 1 unit * MRP - Maximum Retail Price

Notes:

2P = 2-pole; 3P = 3-pole; 3PN = 3-pole with neutral link; 4P = 4-pole

3KL8: Unit MRPs are without fuses

3KL8: Unit MRPs are inclusive of Front drive (Handle) and phase barriers

Refer the brochure for fuse selection guide

Refer the OM for changes in dimension

Superswitch 3KA8



Switch Disconnecter: 3KA8 for power distribution (in Open Execution)

Rated current I _n @690V 50Hz	2P	Unit MRP* ₹	3PN	Unit MRP* ₹	4P	Unit MRP* ₹	Std. pkg. (nos.)
63A	3KA8151-2TE00 ⁹	3190.-	3KA8151-5TE00	3845.-	3KA8151-4TE00	5470.-	1
100A	-	-	3KA8171-5TE00	5985.-	3KA8171-4TE00	11005.-	1
100A	3KA8211-2TE00	5585.-	3KA8211-5TE00	7610.-	3KA8211-4TE00	12725.-	1
125A	3KA8221-2TE00	7010.-	3KA8221-5TE00	8735.-	3KA8221-4TE00	13670.-	1
160A	3KA8231-2TE00	9340.-	3KA8231-5TE00	11370.-	3KA8231-4TE00	17220.-	1
200A	3KA8311-2UE00	11875.-	3KA8311-5UE00	14680.-	3KA8311-4UE00	19985.-	1
250A	3KA8321-2UE00	12995.-	3KA8321-5UE00	15505.-	3KA8321-4UE00	24550.-	1
400A	3KA8341-2UE00	18030.-	3KA8341-5UE00	22925.-	3KA8341-4UE00	33460.-	1
630A ⁵	3KA842□-2UE00	28915.-	3KA842□-5UE00	36385.-	3KA842□-4UE00	47900.-	1
800A ⁵	3KA843□-2UE00	30175.-	3KA843□-5UE00	37550.-	3KA843□-4UE00	54965.-	1
1000A ⁵	3KA844□-2UE00	40375.-	3KA844□-5UE00	53940.-	3KA844□-4UE00	67735.-	1
1250A ⁵	3KA845□-2UE00	53090.-	3KA845□-5UE00	69970.-	3KA845□-4UE00	81430.-	1
1600A ⁵	3KA846□-2UE00	61230.-	3KA846□-5UE00	77445.-	3KA846□-4UE00	109670.-	1

□ - 2: Top Incoming
□ - 3: Bottom Incoming

@ In 3P housing

\$ Utilization category AC21A @690V AC (1600A: @500V AC)

Notes:

2P = 2-pole; 3P = 3-pole; 3PN = 3-pole with neutral link; 4P = 4-pole

3KA8: Unit MRPs are inclusive of Front drive (Handle)

Please scan the QR code for Catalog and Operating instruction sheets (OIS)

Refer the OIS for changes in dimension

Accessories for Superswitch 3KL8 / 3KA8

Description	Pole	Fuse type	3KL81 11/21/51/71 3KA81 51/71	Unit MRP* ₹	3KL82 11/21/31 3KA82 11/21/31	Unit MRP* ₹	3KL83 11/21/31/41 3KA83 11/21/41	Unit MRP* ₹	3KL84 11/21/31 3KA84 2/3/4/5/6	Unit MRP* ₹	Std. pkg. (nos.)				
Fuse cover ²⁾	2P	DIN	3KX8150-0AE ⁵⁾	305.-	3KX8230-0JF	740.-	3KX8340-0AF	1085.-	3KX8430-0JF	1535.-	1				
		BS			3KX8230-0HF	740.-			3KX8430-0HF	1535.-	1				
	3P	DIN			3KX8230-0JE	740.-			3KX8340-0AE	1085.-	3KX8430-0JE	1535.-	1		
		BS			3KX8230-0HE	740.-					3KX8430-0HE	1535.-	1		
	4P	DIN			3KX8230-0JG	740.-					3KX8340-0AG	1085.-	3KX8430-0JG	1535.-	1
		BS			3KX8230-0HG	740.-							3KX8430-0HG	1535.-	1
Terminal cover (1set = 2pieces)	2P	-	3KX8151-0AE	150.-	3KX8231-0AF	625.-	3KX8341-0AF	1185.-					3KX8431-0AF	1390.-	1
	3P	-			3KX8231-0AE	625.-							3KX8341-0AE	1185.-	3KX8431-0AE
	4P	-			3KX8231-0AG	625.-			3KX8341-0AG	1185.-			3KX8431-0AG	1390.-	1
Phase barrier	-	DIN/ BS/ Cylindrical	3KX8153-0AE	60.-	3KX8153-0AE (DIN)	60.-	3KX8343-0AE	190.-	3KX8433-0AE	285.-			1		
					3KX8233-0JE (BS)	60.-				1					
Fuse cover phase barrier kit ³⁾			-	-	-	-	3KX8340-9AE	605.-	3KX8440-9AE	605.-	1				
Auxiliary switch (1NO+1NC)			3SB5400-0A [#]	240.-	3KX3522-1YC	955.-	3KX3552-1YC	1150.-	3KX3582-1YC	1390.-	1				
Auxiliary switch (2NO+2NC)			-	-	3KX3522-1YD	1725.-	3KX3552-1YD	2490.-	3KX3582-1YD	2690.-	1				
Auxiliary switch cover			3KX8154-0AC	105.-	3KX8234-0AC	105.-	-	-	-	-	1				
Front drive (Handle)			8UC6114-1BB00	1205.-	8UC6214-1BB00	1360.-	8UC6314-1BB00	2055.-	8UC6414-1BB00	3000.-	1				
Operating shaft (300mm)			8UC60-31	335.-	8UC60-32	405.-	8UC60-34	780.-	8UC60-34	780.-	1				
Castell interlock ¹⁾			8UC6070-0YQ..	6280.-	8UC6070-1YQ..	6280.-	8UC6070-2YQ..	6450.-	8UC6070-2YQ..	6450.-	1				
Depth setting template			8UC6046-2	65.-	8UC6046-2	65.-	8UC6046-2	65.-	8UC6046-2	65.-	1				
Fuse Monitor with auxiliary switch [^] (1NO+1NC)			3RV1611-0BD10	9975.-	3RV1611-0BD10	9975.-	3RV1611-0BD10	9975.-	3RV1611-0BD10	9975.-	1				
			3RV2901-1E	1300.-	3RV2901-1E	1300.-	3RV2901-1E	1300.-	3RV2901-1E	1300.-	1				
Fuse safety barrier			3KX8150-1AC	160.-	3KX8230-1AC	210.-	-	-	-	-	1				
Gland box with gland plate (1no.)			3KX8235-4DC	5390.-	3KX8235-4DC	5390.-	3KX8345-4DC	7440.-	3KX8435-4DC	11335.-	1				
									3KX8435-4DG ⁴⁾	18550.-	1				
									3KX8435-4GC	1645.-	1				
Gland plate			3KX8235-4GC	1140.-	3KX8235-4GC	1140.-	3KX8345-4GC	1485.-	3KX8435-4GG ⁴⁾	1665.-	1				

1) The 11th and 12th place of the type reference will indicate the alphabet type of lock & key. Combinations available are A, B, C, D, A-, -B, -C, AB, AC. 11th place will be A, B, C, D for castell lock type A, B, C, D respectively. 11th and 12 place will be A0, 0B, 0C, AB, AC for castell lock type A-, -B, -C, AB, AC respectively.

2) Additionally order: Phase barrier 2nos. with Fuse cover for 20A-160A SDF and "Fuse cover phase barrier kit" with Fuse cover for 200A - 800A SDF

3) Mandatory accessory to be ordered with fuse cover for 200A - 800A SDF

4) Accessory for 4-pole SDF with enclosure type 3KL83 & 3KL84 and SS enclosure type 3KX8435-4AG

5) Also, suitable for SDF with cylindrical type HRC fuses


Note: The above accessories e.g. Fuse Cover, Terminal Cover, Phase barrier, Fuse cover phase barrier kit & Front Drive (handle) are unique (different) and not to be used along with MLFB 3KL8...-3.A00, 3KL8...-3.J00, 3KL8...-3.C00

Std. Pkg. = 1 unit

* MRP - Maximum Retail Price

^ - List Price

- Std. pkg. = 10



SINOVA

On Load Changeover Switches – 3KJ

Simply Efficient

- Compliant with IS/IEC60947-3
- 4-pole modular switches up to 3150A in open and enclosed versions
- Stable I-O-II positions with safe switching
- Suitable for Positive isolation
- Built-in bridging bars and phase barriers
- Wide portfolio of accessories and spares

www.siemens.co.in

SIEMENS

Manual On Load Changeover Switch 3KJ

- 63A to 3150A in 4-pole configuration
- Open and Enclosed execution
- Comply to IS/IEC 60947-3
- Suitable for Positive isolation
- Available in AC-21 / AC-22 / AC-23 @415V 50/60Hz
- Wide portfolio of accessories and spares
- Built-in bridging bars and phase barriers
- Suitable terminals and metallic handles 1000A onwards
- Stable I-O-II positions with safe switching
- Modular range for rating 125A to 3150A



Manual On Load Changeover Switch 3KJ 4-pole, for power distribution

Series	Size	Rated current Ie @415V 50/60Hz	MCOS in Open execution	Unit MRP* ₹	MCOS in Enclosed execution	Unit MRP* ₹	Std. pkg. (nos.)
3KJ1#	1	63	3KJ1126-4AA20-0AA0	6980.-	3KJ1126-4AA20-1AA0	13800.-	1
		100	3KJ1130-4AA20-0AA0	9285.-	3KJ1130-4AA20-1AA0	16215.-	1
3KJ0	1	125	3KJ0132-4AA20-0AA0	13900.-	3KJ0132-4AA20-1AA0	18895.-	1
		160	3KJ0134-4AA20-0AA0	15275.-	3KJ0134-4AA20-1AA0	21635.-	1
	2	200	3KJ0236-4AA20-0AA0	19455.-	3KJ0236-4AA20-1AA0	25030.-	1
		250	3KJ0238-4AA20-0AA0	23805.-	3KJ0238-4AA20-1AA0	31100.-	1
		315	3KJ0240-4AA20-0AA0	31190.-	3KJ0240-4AA20-1AA0	38015.-	1
		400	3KJ0242-4AA20-0AA0	45275.-	3KJ0242-4AA20-1AA0	56515.-	1
	3	630	3KJ0346-4AA20-0AA0	53845.-	3KJ0346-4AA20-1AA0	65070.-	1
		800	3KJ0348-4AA20-0AA0	78100.-	3KJ0348-4AA20-1AA0	93585.-	1
	4	1000	3KJ0450-4AA30-0AA0	147090.-	3KJ0450-4AA30-1AA0	161750.-	1
		1250	3KJ0452-4AA30-0AA0	181275.-	3KJ0452-4AA30-1AA0	208900.-	1
		1600	3KJ0454-4AA30-0AA0	231090.-	3KJ0454-4AA30-1AA0	281735.-	1
	5	2000	3KJ0556-4AA30-0AA0	355740.-	3KJ0556-4AA30-1AA0	388325.-	1
		2500	3KJ0558-4AA30-0AA0	456095.-	3KJ0558-4AA30-1AA0	496885.-	1
		3150	3KJ0560-4AA30-0AA0	586455.-	3KJ0560-4AA30-1AA0	673510.-	1

Notes:

3KJ On Load Changeover Switch is switch disconnecter type

3KJ: Unit MRPs are inclusive of Front drive (Handle), shaft, phase barriers and bridging bars

Non-Modular construction

POR: Price On Request

Refer the operating instruction sheet for complete dimensional details

Std. Pkg. = 1 unit

* MRP - Max. Retail Price

Manual On Load Changeover Switch 3KJ



Auxiliary switch

Gland box

Accessories and spares

Accessory	Description	3KJ11	Unit MRP* ₹	3KJ01	Unit MRP* ₹	3KJ02	Unit MRP* ₹	Std.pkg. (nos.)
Auxiliary switch ¹⁾	1CO	3KJ9101-1AB00	700.-					1
	2CO	3KJ9101-1AD00	1395.-					1
	1NO+1NC			3KJ9001-1AB00	1810.-	3KJ9001-5AB00	3665.-	1
	2NO+2NC			3KJ9001-1AD00	6310.-	3KJ9001-5AD00	13700.-	1
Gland box ²⁾	With one gland plate			3KJ9013-1MA00	3765.-	3KJ9013-2MB00	8515.-	1
Spare Phase barrier		3KJ9103-1CA00	45.-	3KJ9003-1CA00	65.-	3KJ9003-3CA00	105.-	1
Spare Front drive (Handle)	Plastic	3KJ9106-1FT00	660.-	3KJ9006-2FT00	660.-	3KJ9006-2FT00	660.-	1
Spare Shaft		3KJ9107-1GA00	220.-	3KJ9007-2GA00	220.-	3KJ9007-2GA00	220.-	1
Spare pole ³⁾				125A 3KJ9008-1HC00	POR	200A 3KJ9008-2HE00	POR	1
				160A 3KJ9008-1HD00		250A 3KJ9008-2HF00		1
					315A 3KJ9008-2HG00	1		
					400A 3KJ9008-2HH00	1		
						400A 3KJ9008-2HE00		1
Spare Bridging bar	Load side connection	63A,100A 3KJ9102-1BA00	POR	125A,160A 3KJ9002-1BB00	POR	200A 3KJ9002-2BC00	POR	1
						250A,315A 3KJ9002-2BD00		1
						400A 3KJ9002-2BE00		1

Accessory	Description	3KJ03	Unit MRP* ₹	3KJ04	Unit MRP* ₹	3KJ05	Unit MRP* ₹	Std.pkg. (nos.)	
Auxiliary Switch ¹⁾	1NO+1NC	3KJ9001-5AB00	3665.-	3KJ9001-5AB00	3665.-	3KJ9001-5AB00	3665.-	1	
	2NO+2NC	3KJ9001-5AD00	13700.-	3KJ9001-5AD00	13700.-	3KJ9001-5AD00	13700.-	1	
Gland box ²⁾	With one gland plate	3KJ9013-3MC00	13100.-					1	
Spare Phase barrier	Lower side	3KJ9003-3CA00	105.-	3KJ9003-4CA00	370.-			1	
	Front side					3KJ9003-5CA10	370.-	1	
Spare Front drive (Handle)	Plastic	3KJ9006-3FT00	750.-			3KJ9003-5CA20	400.-	1	
	Metallic							1	
Spare Shaft		3KJ9007-4GA00	475.-	3KJ9007-4GA00	475.-	3KJ9007-5GA00	475.-	1	
		630A 3KJ9008-3HJ00	POR	1000A 3KJ9008-4HL00	POR	2000A 3KJ9008-4HL00	POR	1	
Spare pole ³⁾		800A 3KJ9008-3HK00		1250A 3KJ9008-4HM00		2500A 3KJ9008-4HM00		1	
	Spare Extended link				1600A 3KJ9008-4HN00		3150A 3KJ9008-4HN00		1
				1000A 3KJ9012-4LA00	POR			1	
				1250A 3KJ9012-4LB00		1			
				1600A 3KJ9012-4LC00		1			
Spare Bridging bar	Load side connection	630A 3KJ9002-3BF00	POR	1000A 3KJ9002-4BH00	POR	2000A 3KJ9002-5BL20 3KJ9002-5BL30	POR	1	
		800A 3KJ9002-3BG00		1250A 3KJ9002-4BJ00		2500A 3KJ9002-5BM20 3KJ9002-5BM30		1	
				1600A 3KJ9002-4BK10 3KJ9002-4BK20		3150A 3KJ9002-5BN30 3KJ9002-5BN40 3KJ9002-5BN50		1	
								1	
	Line side connection						2000A 3KJ9002-5BL10		1
							2500A 3KJ9002-5BM10		1
							3150A 3KJ9002-5BN10 3KJ9002-5BN20		1
									1

Notes:
 1) Accessory - Auxiliary switch includes 2units. One each for position I and II
 2) Accessory - Gland box is to be used with enclosed switches
 3) Spare pole: For ratings 2000A, 2500A and 3150A. Use 2units of 1000A, 1250A and 1600A
 POR: Price On Request

Std. Pkg. = 1 unit * MRP - Max. Retail Price


Main control and EMERGENCY STOP switches 3LD2

- Rated current range: 16A-250A
- Conforms to IEC 60947-3 / UL508
- Can be used for motor & power distribution application



Main and EMERGENCY-STOP switches with rotary operating mechanism

Front mounting - Four hole mounting
Lockable in OFF position with upto 3 padlocks,
Degree of Protection IP65



No of Poles	Rated current (A) Ie AC21A	Motor kW AC 23A, 380....440V, 50/60Hz	Type	Unit LP* ₹
3	16	7.5	3LD2003-0TK5□	3485.-
	25	9.5	3LD2103-0TK5□	3855.-
	32	11.5	3LD2203-0TK5□	4300.-
	63	22	3LD2504-0TK5□	7360.-
	100	37	3LD2704-0TK5□	11155.-
	125	45	3LD2804-0TK5□	14220.-
	160	75	3LD2305-0TK1□	POR
	250	132	3LD2405-0TK1□	

□ - 1: Black OR
□ - 3: Red/yellow

Main control and EMERGENCY-STOP switches with selector switch operating mechanism

Front mounting - Four hole mounting
Lockable in OFF position with upto 2 padlocks,
Degree of Protection IP65,
Including terminal cover for incoming side



No of Poles	Rated current (A) Ie AC21A	Motor kW AC 23A, 380....440V, 50/60Hz	Type	Unit LP* ₹
3	16	7.5	3LD2022-0TK1□	3110.-
	25	9.5	3LD2122-0TK1□	3415.-
	32	11.5	3LD2222-0TK1□	4140.-

□ - 1: Black OR
□ - 3: Red/yellow

Changeover switches with selector switch operating mechanism

Front mounting - Four hole mounting
Selector switch cannot be locked
Degree of Protection IP65
Black Actuator



No of Poles	Rated current (A) Ie AC21A	Motor kW AC 23A, 380....440V, 50/60Hz	Type	Unit LP* ₹
3	25	9.5	3LD2123-7UK01	7635.-
	32	11.5	3LD2223-7UK01	8355.-
	63	22	3LD2524-7UK01	13815.-
	100	37	3LD2724-7UK01	25690.-
	160	75	3LD2305-7UK01	POR
	250	132	3LD2405-7UK01	

Changeover switch with knob Operated Mechanism In moulded plastic enclosure



No of Poles	Rated current (A) Ie AC21A	Motor kW AC 23A, 380....440V, 50/60Hz	Type	Unit LP* ₹
3	25	9.5	3LD21657UB01	12225.-
	32	11.5	3LD22657UB01	13895.-
	63	22	3LD25667UB01	30145.-
	100	37	3LD27667UB01	51945.-

Main and EMERGENCY-STOP switches with door coupling rotary operating mechanism

Panel mounting with 300mm switch shaft -
Four hole mounting
Lockable in OFF position with upto 3 padlocks,
Degree of Protection IP65
Including terminal cover for incoming side



No of Poles	Rated current (A) Ie AC21A	Motor kW AC 23A, 380....440V, 50/60Hz	Type	Unit LP* ₹
3	16	7.5	3LD2013-0TK5□	5585.-
	25	9.5	3LD2113-0TK5□	6200.-
	32	11.5	3LD2213-0TK5□	6835.-
	63	22	3LD2514-0TK5□	8200.-
	100	37	3LD2714-0TK5□	13465.-
	125	45	3LD2814-0TK5□	16820.-
	160	75	3LD2318-0TK1□	POR
	250	132	3LD2418-0TK1□	

□ - 1: Black OR
□ - 3: Red/yellow

Main control and EMERGENCY-STOP switches In Moulded plastic enclosures

Lockable in OFF position with upto 3 padlocks,
Degree of Protection IP65,
with centre hole mounting
with N and/or PE ground terminals



No of Poles	Rated current (A) Ie AC21A	Motor kW AC 23A, 380....440V, 50/60Hz	Type	Unit LP* ₹
3	16	7.5	3LD2064-0TB5□	4965.-
	25	9.5	3LD2164-0TB5□	5385.-
	32	11.5	3LD2264-0TB5□	6400.-
	63	22	3LD2565-0TB5□	10600.-
	100	37	3LD2766-0TB5□	24090.-
	125	45	3LD2866-0TB5□	43600.-

□ - 1: Black OR
□ - 3: Red/yellow

Note: 3LD23/24 knob operated mechanism

POR: Price On Request

Std. Pkg. = 1 unit * LP - List Price

Configurator for 3LD

- Ready-to-install version
- Application specific switches
- Accessories



Accessories for 3LD2

Mounting	Description	For Switch	Type	Unit LP* ₹	Std. pkg. (nos.)		
For front mounting switch	Add on switched 4th pole (N Conductor Leading switch ON, delayed switch OFF)	3LD21 (25A) and 3LD22 (32A)	3LD9220-0B	1570.-	1		
		3LD25 (63A)	3LD9250-0BA	2305.-	1		
		3LD27 (100A) and 3LD28 (125A)	3LD9280-0B	2860.-	1		
		3LD23 (160A) and 3LD24 (250A)	3LD9240-0B	POR	1		
	N or PE terminal Continuous	3LD20 (16A)	3LD9200-2B	1050.-	1		
		3LD21 (25A) and 3LD22 (32A)	3LD9220-2B	1200.-	1		
		3LD25 (63A)	3LD9250-2BA	1575.-	1		
		3LD27 (100A) and 3LD28 (125A)	3LD9280-2B	1915.-	1		
	Auxiliary switches For mounting on left and/or right 1NO+1NC	3LD23 (160A) and 3LD24 (250A)	3LD9240-2B	POR	1		
		3LD20, 3LD21, 3LD22, 3LD25, 3LD27, 3LD28, 3LD23 and 3LD24	3LD9200-5B	1745.-	1		
		For floor and distribution board mounting switch or 3LD2 switch in moulded-plastic enclosure	Add on switched 4th pole (N Conductor Leading switch ON, delayed switch OFF)	3LD21 (25A) and 3LD22 (32A)	3LD9220-0C	1570.-	1
				3LD25 (63A)	3LD9250-0CA	2305.-	1
3LD27 (100A) and 3LD28 (125A)	3LD9280-0C			2860.-	1		
3LD23 (160A) and 3LD24 (250A)	3LD9240-0C			POR	1		
N or PE terminal Continuous	3LD20 (16A)		3LD9200-2C	1420.-	1		
	3LD21 (25A) and 3LD22 (32A)		3LD9220-2C	1200.-	1		
	3LD25 (63A)		3LD9250-2CA	1575.-	1		
	3LD27 (100A) and 3LD28 (125A)		3LD9280-2C	1915.-	1		
Auxiliary switches For mounting on left and/or right 1NO+1NC	3LD23 (160A) and 3LD24 (250A)		3LD9240-2C	POR	1		
	3LD20, 3LD21, 3LD22, 3LD25, 3LD27, 3LD28, 3LD23 and 3LD24		3LD9200-5C	1655.-	1		
	Terminal cover for touch protection can be snapped on at top & bottom for front, floor and distribution board mounting		4 pole	3LD20 (16A)	3LD9201-1A	535.-	4
			3 pole	3LD21 (25A) and 3LD22 (32A)	3LD9221-0A	500.-	4
3 pole		3LD25 (63A)	3LD9251-0A	555.-	4		
1 pole		3LD27 (100A) and 3LD28 (125A)	3LD9281-2A	270.-	4		
1 pole		3LD23 (160A) and 3LD24 (250A)	3LD9241-2A	POR	4		
		Auxiliary switch, front-mounted, for long leading times 1NO+1NC, lagging switch-on, leading switch-off (20 ms to 150 ms)	3LD20, 3LD21, 3LD22, 3LD25, 3LD27 and 3LD28	3LD9280-5D	POR	1	
For front (four hole mounting only) and floor mounting switch or 3LD2 switch in moulded-plastic enclosure		3LD23 and 3LD24	3LD9240-5D	POR	1		

3LD2 maintenance and repair switches with EMC shield plate.
Please contact your nearest Siemens Sales Office for further details.



Motor control switches 3LA0

Description		Motor output 415V, 50Hz, 3Ph kW	Type	Unit LP* ₹	Std. pkg. (nos.)
Open execution	On/Off	7.5	3LA0201-1YA	2950.-	10
		30	3LA0601-1YB	6840.-	5
	System selector	5.5	3LA0202-1YA	3365.-	10
		30	3LA0602-1YB	9570.-	5
	Reversing	5.5	3LA0203-1YA	3365.-	10
		30	3LA0603-1YB	9570.-	5
	Star-delta	12	3LA0204-5YA	4740.-	10
		30	3LA0604-1YB	13025.-	5
	2 speed pole changing i) Separate windings ii) Dahlander	5.5	3LA0205-2YA	3365.-	10
		5.5	3LA0205-1YA	4525.-	10
5.5		3LA0205-3YA	6505.-	10	
Reversing pole changing	5.5	3LA0205-3YA	6505.-	10	

Spares & accessories for motor control switches**



Description	Type	Unit LP* ₹	Std. pkg. (nos.)
Ball handle – Black	3LX0 211-1YA	180.-	10
Machine handle – Black	3LX0 611-2YA	480.-	10
Indicating dial for size 2	3LX0 220-1YA	135.-	10
Indicating dial for size 6	3LX0 620-1YA	135.-	10
Catching lever for the drive mechanism of size 2switch (2 nos. reqd. per switch)	3LY0 220-2YA	135.-	10
Tension spring for the drive mechanism of size 2 switch	3LY0 210-1YA	125.-	10

** All parts supplied loose in polythene bags.

Heavy duty switches 3LA0

No. of poles	Rated current		Open execution		
	AC 22A	AC 23A	Type	Unit LP* ₹	Std. pkg. (nos.)
2	25	16	3LA0205-4YA	2020.-	10
	63	52	3LA0605-1YB	4855.-	5
4	25	16	3LA0205-5YA	3365.-	10
	63	52	3LA0605-2YB	8850.-	5

POR: Price On Request

* LP - List Price

When it comes to safety, nothing beats SIVACON

SIVACON S8 Low Voltage Power Distribution Switchboard
Safe, Flexible, Efficient

SIVACON

Technology
Partner

SIEMENS



In conformance to the IEC 61439-1&2, SIVACON S8 guarantees high performance, maximum safety and compact modularity

Features

- The only 'Arc Free' switchboards in the world
- Patented double front PCCs upto 7000A, 150kA
- Patented holeless technology for connections
- Patented ventilation technique Combination of fixed, plugin & drawout feeders in the same vertical

www.siemens.com/sivacon-details

SIEMENS



3LD4 Control Switches

- Compact and flexible design
- Double break contacts ensures high reliability
- Suitable for ambient temperatures up to 50°C
- Quick and easy installation
- High electrical and mechanical life

www.siemens.co.in

SIEMENS

3LD4 Control Switches

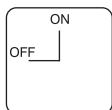
The 3LD4 Control Switches are cam operated switches suitable for use in a wide variety of control and auxiliary circuit applications.

- Conforms to IEC 60947-3, IEC 60947-5
- Range 6A to 100A
- Suitable for AC21A, AC-15 Utilization category
- Suitable for ambient up to 50°C
- Double break contacts for reliable operation
- Terminals designed for easy and fast installation



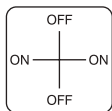
ON OFF Switches

90° operation



Type#	Description	Unit LP* ₹									Std. pkg. (nos.)
		6A (001)	10A (102)	16A (103)	20A (104)	25A (205)	32A (206)	40A (207)	63A (208)	100A (309)	
3LD4 ___ 1AA00-ORCO	1 Pole	195.-	370.-	440.-	460.-	480.-	595.-	755.-	880.-	4610.-	1
3LD4 ___ 2AA00-ORCO	2 Pole	245.-	420.-	500.-	555.-	580.-	690.-	905.-	1130.-	5760.-	
3LD4 ___ 3AA00-ORCO	3 Pole	270.-	500.-	585.-	635.-	755.-	845.-	1055.-	1515.-	7090.-	
3LD4 ___ 4AA00-ORCO	4 Pole	330.-	540.-	625.-	760.-	930.-	1000.-	1210.-	1825.-	8300.-	

90° Operation with complete rotation

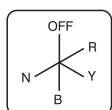
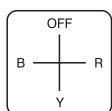


Type#	Description	Unit LP* ₹									Std. pkg. (nos.)
		6A (001)	10A (102)	16A (103)	20A (104)	25A (205)	32A (206)	40A (207)	63A (208)	100A (309)	
3LD4 ___ 1BC00-ORCO	1 Pole	190.-	370.-	440.-	460.-	465.-	585.-	750.-	875.-	4610.-	1
3LD4 ___ 2BC00-ORCO	2 Pole	245.-	420.-	500.-	555.-	580.-	690.-	905.-	1130.-	5760.-	
3LD4 ___ 3BC00-ORCO	3 Pole	270.-	500.-	585.-	635.-	755.-	845.-	1055.-	1515.-	7090.-	
3LD4 ___ 4BC00-ORCO	4 Pole	330.-	540.-	625.-	760.-	930.-	1000.-	1210.-	1825.-	8300.-	

* Fill in the 5th, 6th & 7th of the type nos with the digits in () to get complete MLFB
e.g. for 6A 3 Pole ON OFF Switch the complete type no will be 3LD40013AA00-ORCO

Instrumentation Selector Switch

Ammeter Selector Switch (ASS)



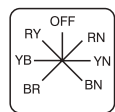
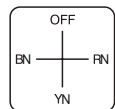
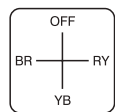
Description	Rating	Type#	Unit LP* ₹	Std. pkg. (nos.)
Line currents with OFF	6A	3LD40014DC200RCO	405.-	1
	10A	3LD41024DC200RCO	485.-	
	16A	3LD41034DC200RCO	620.-	
	20A	3LD41044DC200RCO	695.-	
Line currents with Neutral with OFF	6A	3LD40014DD200RCO	400.-	
	10A	3LD41024DD200RCO	480.-	
	16A	3LD41034DD200RCO	610.-	
	20A	3LD41044DD200RCO	770.-	



* LP - List Price

3LD4 Control Switches

Voltmeter Selector Switch (VSS)

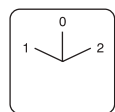


Description	Rating	Type#	Unit LP* ₹	Std. pkg. (nos.)
Line voltages with OFF	6A	3LD40014DC300RC0	295.-	1
	10A	3LD41024DC300RC0	440.-	
	16A	3LD41034DC300RC0	560.-	
	20A	3LD41044DC300RC0	635.-	
Phase voltages with OFF	6A	3LD40014DC310RC0	525.-	
	10A	3LD41024DC310RC0	595.-	
	16A	3LD41034DC310RC0	760.-	
	20A	3LD41044DC310RC0	840.-	
Line & Phase voltages with OFF	6A	3LD40014DF300RC0	525.-	
	10A	3LD41024DF300RC0	880.-	
	16A	3LD41034DF300RC0	1050.-	
	20A	3LD41044DF300RC0	1140.-	



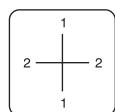
Changeover Switch

With OFF (60°)



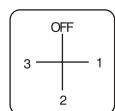
Type#	Description	Unit LP* ₹									Std. pkg. (nos.)
		6A (001)	10A (102)	16A (103)	20A (104)	25A (205)	32A (206)	40A (207)	63A (208)	100A (309)	
3LD4 ___ 1BB10-ORCO	1P 2W	245.-	455.-	555.-	570.-	585.-	645.-	875.-	1190.-	5955.-	1
3LD4 ___ 2BB10-ORCO	2P 2W	330.-	555.-	625.-	740.-	790.-	925.-	1200.-	1800.-	8710.-	
3LD4 ___ 3BB10-ORCO	3P 2W	405.-	690.-	840.-	1035.-	1195.-	1290.-	1515.-	2425.-	11275.-	
3LD4 ___ 4BB10-ORCO	4P 2W	500.-	760.-	965.-	1265.-	1590.-	1670.-	1855.-	3065.-	14375.-	

Without OFF (90°)



Type#	Description	Unit LP* ₹									Std. pkg. (nos.)
		6A (001)	10A (102)	16A (103)	20A (104)	25A (205)	32A (206)	40A (207)	63A (208)	100A (309)	
3LD4 ___ 1PC10-ORCO	1P 2W	245.-	455.-	555.-	560.-	585.-	645.-	875.-	1190.-	5955.-	1
3LD4 ___ 2PC10-ORCO	2P 2W	330.-	555.-	625.-	740.-	790.-	925.-	1200.-	1800.-	8710.-	
3LD4 ___ 3PC10-ORCO	3P 2W	405.-	690.-	840.-	1035.-	1195.-	1290.-	1515.-	2425.-	11275.-	
3LD4 ___ 4PC10-ORCO	4P 2W	500.-	760.-	965.-	1265.-	1590.-	1670.-	1855.-	3065.-	14375.-	

Phase Changeover Switch (PCS)



Type#	Description	Unit LP* ₹									Std. pkg. (nos.)
		6A (001)	10A (102)	16A (103)	20A (104)	25A (205)	32A (206)	40A (207)	63A (208)	100A (309)	
3LD4 ___ 1CC10-ORCO	1P 3W	295.-	400.-	465.-	555.-	560.-	700.-	1025.-	1145.-	4895.-	1

* Fill in the 5th, 6th & 7th of the type nos with the digits in () to get complete MLFB
e.g. for 10A 3 Pole Changeover with OFF (60°) the complete type no will be 3LD41023BB10-ORCO



3LD4 Control Switches

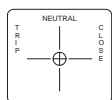
Breaker Control Switch

Breaker Control Switch also referred to as **TNC or Trip-Neutral-Close Switch** is used in the control circuit of Low & Medium Voltage panels for switching circuit breakers. BCS switch has three positions – Trip, Neutral & Close used for switching the circuit breaker via auxiliary releases.



Product Features

- Pistol grip handle for easy operation
- Spring return operation
- High electrical & mechanical life
- Available in 25A & 32A ratings
- Tested as per IEC 60947-5-1

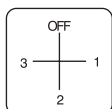


Description	Rating	Type#	Unit LP* ₹	Std. pkg. (nos.)
1 Trip + 1 Close	25A	3LD4205-2BB50-ORCO	1640.-	1
	32A	3LD4206-2BB50-ORCO	1935.-	
2 Trip + 2 Close	25A	3LD4205-4BB50-ORCO	1975.-	
	32A	3LD4206-4BB50-ORCO	2305.-	

Multistep Switch

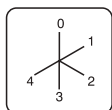


Multistep 3 Way with OFF



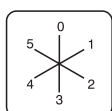
Type#	Description	Unit LP* ₹									Std. pkg. (nos.)
		6A (001)	10A (102)	16A (103)	20A (104)	25A (205)	32A (206)	40A (207)	63A (208)	100A (309)	
3LD4 ___1CC40-ORCO	1P 3W	295.-	500.-	580.-	595.-	625.-	705.-	1000.-	1130.-	6105.-	1
3LD4 ___2CC40-ORCO	2P 3W	405.-	585.-	705.-	840.-	960.-	1030.-	1480.-	1665.-	8965.-	
3LD4 ___3CC40-ORCO	3P 3W	585.-	780.-	1190.-	1275.-	1420.-	1545.-	1970.-	2580.-	11725.-	
3LD4 ___4CC40-ORCO	4P 3W	750.-	1005.-	1445.-	1580.-	1770.-	1950.-	2645.-	3080.-	14805.-	

Multistep 4 Way with OFF



Type#	Description	Unit LP* ₹									Std. pkg. (nos.)
		6A (001)	10A (102)	16A (103)	20A (104)	25A (205)	32A (206)	40A (207)	63A (208)	100A (309)	
3LD4 ___1DD40-ORCO	1P 4W	335.-	445.-	840.-	910.-	1005.-	1120.-	1270.-	1720.-	5400.-	1
3LD4 ___2DD40-ORCO	2P 4W	585.-	845.-	990.-	1020.-	1060.-	1230.-	1590.-	2010.-	7870.-	
3LD4 ___3DD40-ORCO	3P 4W	815.-	1135.-	1575.-	1650.-	1770.-	2030.-	2710.-	3080.-	21670.-	

Multistep 5 Way with OFF

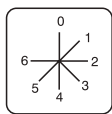


Type#	Description	Unit LP* ₹									Std. pkg. (nos.)
		6A (001)	10A (102)	16A (103)	20A (104)	25A (205)	32A (206)	40A (207)	63A (208)	100A (309)	
3LD4 ___1EE40-ORCO	1P 5W	380.-	710.-	965.-	1090.-	1260.-	1275.-	1575.-	1840.-	5420.-	1
3LD4 ___2EE40-ORCO	2P 5W	690.-	1105.-	1280.-	1480.-	1715.-	2010.-	2070.-	2585.-	7865.-	

* LP - List Price

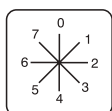
Multistep Switch

Multistep 6 Way with OFF



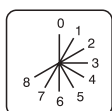
Type#	Description	Unit LP* ₹									Std. pkg. (nos.)
		6A (001)	10A (102)	16A (103)	20A (104)	25A (205)	32A (206)	40A (207)	63A (208)		
3LD4 ___ 1FF40-ORCO	1P 6W	495.-	800.-	930.-	1025.-	1120.-	1305.-	1340.-	2170.-	1	
3LD4 ___ 2FF40-ORCO	2P 6W	815.-	1200.-	1350.-	1525.-	1720.-	2085.-	2665.-	3480.-		

Multistep 7 Way with OFF



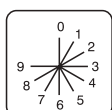
Type#	Description	Unit LP* ₹									Std. pkg. (nos.)
		6A (001)	10A (102)	16A (103)	20A (104)	25A (205)	32A (206)	40A (207)	63A (208)		
3LD4 ___ 1GG40-ORCO	1P 7W	500.-	825.-	1020.-	1115.-	1275.-	1335.-	1385.-	2155.-	1	

Multistep 8 Way with OFF




Type#	Description	Unit LP* ₹				Std. pkg. (nos.)
		6A (001)	10A (102)	16A (103)	20A (104)	
3LD4 ___ 1HH40-ORCO	1P 8W	565.-	700.-	1000.-	1160.-	1

Multistep 9 Way with OFF




Type#	Description	Unit LP* ₹				Std. pkg. (nos.)
		6A (001)	10A (102)	16A (103)	20A (104)	
3LD4 ___ 1JJ40-ORCO	1P 9W	585.-	850.-	1035.-	1230.-	1

Multistep 10 Way with OFF



Type#	Description	Unit LP* ₹				Std. pkg. (nos.)
		6A (001)	10A (102)	16A (103)	20A (104)	
3LD4 ___ 1KK40-ORCO	1P 10W	690.-	900.-	1385.-	1865.-	1

Multistep 11 Way with OFF



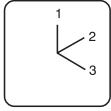
Type#	Description	Unit LP* ₹				Std. pkg. (nos.)
		6A (001)	10A (102)	16A (103)	20A (104)	
3LD4 ___ 1LL40-ORCO	1P 11W	815.-	975.-	1525.-	2010.-	1

* Fill in the 5th, 6th & 7th of the type nos with the digits in () to get complete MLFB
 e.g. for 6A 3 Pole Multistep 4 Way with OFF the complete type no will be 3LD40013DD40-ORCO

Multistep Switch

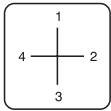


Multistep 3 Way without OFF



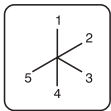
Type#	Description	Unit LP* ₹									Std. pkg. (nos.)
		6A (001)	10A (102)	16A (103)	20A (104)	25A (205)	32A (206)	40A (207)	63A (208)	100A (309)	
3LD4 ___ 1QB40-ORCO	1P 3W	280.-	480.-	585.-	595.-	740.-	765.-	1185.-	1335.-	5010.-	1
3LD4 ___ 2QB40-ORCO	2P 3W	405.-	725.-	825.-	905.-	970.-	1000.-	1480.-	1750.-	8965.-	
3LD4 ___ 3QB40-ORCO	3P 3W	585.-	905.-	1230.-	1315.-	1420.-	1545.-	2170.-	2580.-	9630.-	
3LD4 ___ 4QB40-ORCO	4P 3W	750.-	1005.-	1425.-	1620.-	1795.-	1910.-	4210.-	4650.-	10325.-	

Multistep 4 Way without OFF



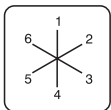
Type#	Description	Unit LP* ₹									Std. pkg. (nos.)
		6A (001)	10A (102)	16A (103)	20A (104)	25A (205)	32A (206)	40A (207)	63A (208)	100A (309)	
3LD4 ___ 1RC40-ORCO	1P 4W	320.-	525.-	710.-	770.-	885.-	930.-	1280.-	1790.-	6105.-	1
3LD4 ___ 2RC40-ORCO	2P 4W	455.-	755.-	840.-	965.-	1050.-	1145.-	1545.-	2010.-	9425.-	
3LD4 ___ 3RC40-ORCO	3P 4W	620.-	740.-	1335.-	1475.-	1670.-	1855.-	2020.-	2695.-	12425.-	

Multistep 5 Way without OFF



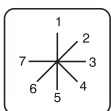
Type#	Description	Unit LP* ₹									Std. pkg. (nos.)
		6A (001)	10A (102)	16A (103)	20A (104)	25A (205)	32A (206)	40A (207)	63A (208)	100A (309)	
3LD4 ___ 1SD40-ORCO	1P 5W	380.-	550.-	765.-	875.-	1000.-	1230.-	1575.-	2015.-	5390.-	1
3LD4 ___ 2SD40-ORCO	2P 5W	690.-	930.-	1050.-	1350.-	1580.-	1705.-	2185.-	2770.-	7750.-	

Multistep 6 Way without OFF



Type#	Description	Unit LP* ₹									Std. pkg. (nos.)
		6A (001)	10A (102)	16A (103)	20A (104)	25A (205)	32A (206)	40A (207)	63A (208)	100A (309)	
3LD4 ___ 1TE40-ORCO	1P 6W	400.-	495.-	960.-	1025.-	1120.-	1275.-	1485.-	1885.-	8965.-	1
3LD4 ___ 2TE40-ORCO	2P 6W	780.-	945.-	1290.-	1620.-	1980.-	2035.-	2070.-	2640.-	17890.-	

Multistep 7 Way without OFF

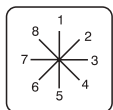


Type#	Description	Unit LP* ₹									Std. pkg. (nos.)
		6A (001)	10A (102)	16A (103)	20A (104)	25A (205)	32A (206)	40A (207)	63A (208)	100A (309)	
3LD4 ___ 1UF40-ORCO	1P 7W	495.-	625.-	725.-	1005.-	1325.-	1330.-	1590.-	2365.-	1	

* LP - List Price


Multistep Switch

Multistep 8 Way without OFF




Type#	Description	Unit LP* ₹				Std. pkg. (nos.)
		6A (001)	10A (102)	16A (103)	20A (104)	
3LD4 ___ 1VG40-ORCO	1P 8W	500.-	985.-	1085.-	1160.-	1

Multistep 9 Way without OFF




Type#	Description	Unit LP* ₹				Std. pkg. (nos.)
		6A (001)	10A (102)	16A (103)	20A (104)	
3LD4 ___ 1WH40-ORCO	1P 9W	585.-	1020.-	1725.-	2140.-	1

Multistep 10 Way without OFF




Type#	Description	Unit LP* ₹				Std. pkg. (nos.)
		6A (001)	10A (102)	16A (103)	20A (104)	
3LD4 ___ 1XJ40-ORCO	1P 10W	625.-	1040.-	1910.-	2580.-	1

Multistep 11 Way without OFF



Type#	Description	Unit LP* ₹				Std. pkg. (nos.)
		6A (001)	10A (102)	16A (103)	20A (104)	
3LD4 ___ 1YK40-ORCO	1P 11W	650.-	1060.-	2055.-	2715.-	1

Multistep 12 Way without OFF



Type#	Description	Unit LP* ₹				Std. pkg. (nos.)
		6A (001)	10A (102)	16A (103)	20A (104)	
3LD4 ___ 1ZL40-ORCO	1P 12W	710.-	1085.-	2140.-	2750.-	1

* Fill in the 5th, 6th & 7th of the type nos with the digits in () to get complete MLFB
e.g. for 6A 1 Pole Multistep 4 Way with OFF the complete type no will be 3LD40013DD40-ORCO

* LP - List Price





Power monitoring made simple

Power monitoring devices and software from the
SENTRON portfolio

- Ease of operation and visualization
- Scalability
- Cyber Security
- Various communication protocols

www.siemens.com/powermonitoring

SIEMENS

Energy Management System

(A) Hardware Solutions

Complete Range of Power Monitoring Devices for LV and HV Networks



PAC 3120: Cost Effective Solution for digital measurement

- Display of instantaneous, maximum and minimum values
- Measurement of Active & Reactive Power (Import / Export / Net)
- CT polarity reversal correction from the device

PAC 3220: Specialist solution for precise energy data capture

- Dual Metering function
- Dual ethernet interface for MODBUS TCP communication
- Optional communication over PROFIBUS DP and PROFINET

PAC 4200: Professional solution for communication and monitoring

- Integrated gateway functionality for MODBUS RTU devices
- Reliable event recording with battery backup
- Sliding window for maximum demand

Description	Type	Unit LP* ₹
PAC 3120 with integrated RS 485 port for MODBUS RTU Class 0.5 accuracy, screw terminals AC/DC wide voltage power supply 100 ... 250 V ±10% 50/60Hz	7KM3120-0BA01-1DA0#	55900.-
PAC 3220 with integrated dual ethernet port for MODBUS TCP Class 0.5 accuracy, screw terminals With AC/DC wide voltage power supply 100 ... 250 V ±10% 50/60Hz	7KM3220-0BA01-1DA0#	76365.-
PAC 4200 with integrated ethernet port for MODBUS TCP Class 0.2s accuracy, screw terminals With AC/DC wide voltage power supply 95...240V AC ±10%, 50/60Hz, 110...340V DC ±10%	7KM4212-0BA00-3AA0#	POR

Expansion Modules (for PAC3220 and PAC4200)

Description	Type	Unit LP * ₹
PROFIBUS DP expansion module	7KM9300-0AB01-0AA0	27265.-
RS485 expansion module for MODBUS RTU	7KM9300-0AM00-0AA0	21055.-
Switched Ethernet PROFINET V3 expansion module	7KM9300-0AE02-0AA0	POR
Digital Expansion Module 4DI/2DO ⁵	7KM9200-0AB00-0AA0	POR
Analog Expansion Module	7KM9200-0AD00-0AA0	POR

For extra low DC voltage (22 ... 65 V DC ± 10 %) option, please contact your nearest Siemens Sales Office.
⁵ Maximum 2 nos.can be connected if communication expansion module is not connected.
 For exact configuration, please contact your nearest Siemens Sales Office.

(B) Software Solution

Description	Unit LP* ₹
SETRON powermanager: Complete Energy Management Software	POR

POR: Price On Request
 Std. Pkg. = 1 unit
 * LP - List Price

PAC EXPANSION Modules



7KM PAC 3220



7KM PAC 4200



MODBUS RTU



PROFINET



PROFIBUS DP



I(N), I(Diff), Analog



PAC 4DI/2DO





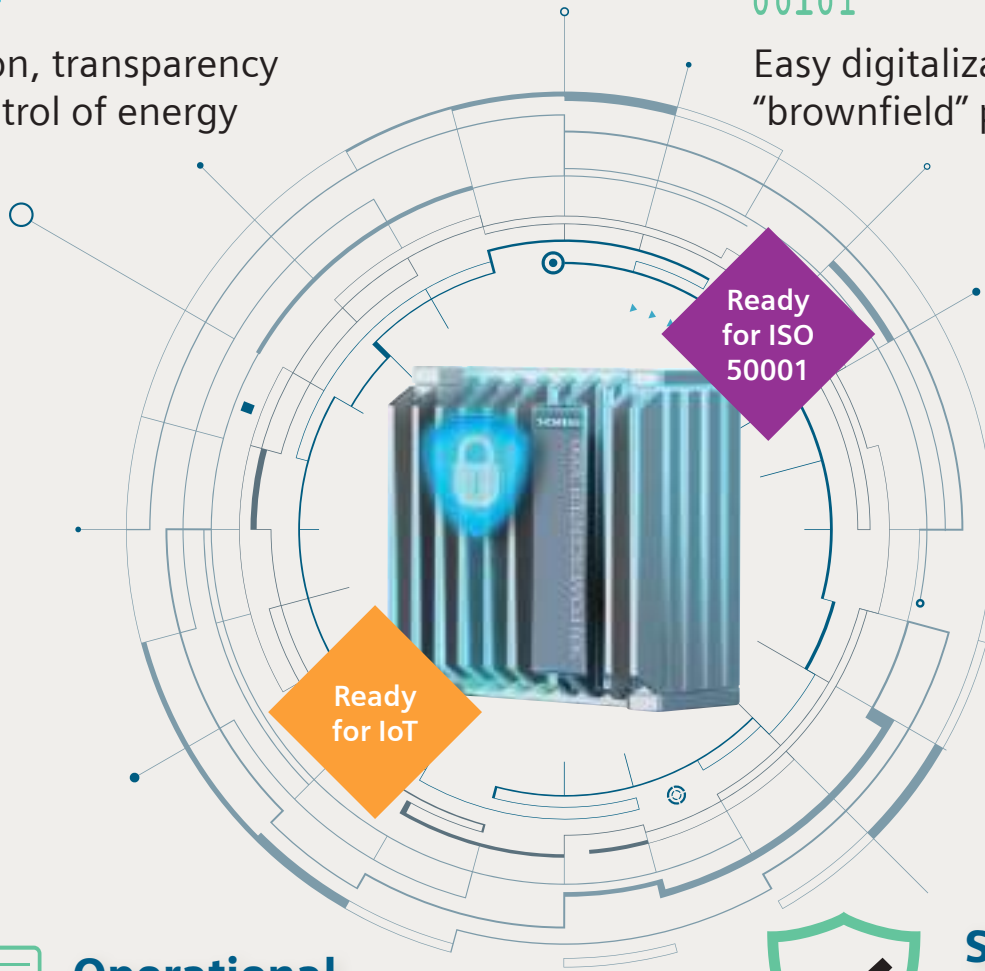
Energy management

Detection, transparency and control of energy flows

101 0
1 11101
0011011
10101
00101

Adaptability to Industry 4.0

Easy digitalization of "brownfield" projects



Operational flexibility

Choice of visualization via Web Interface, on premise or connect to Cloud



Safety through reliability

Identifying potential outages at an early stage enable preventing them

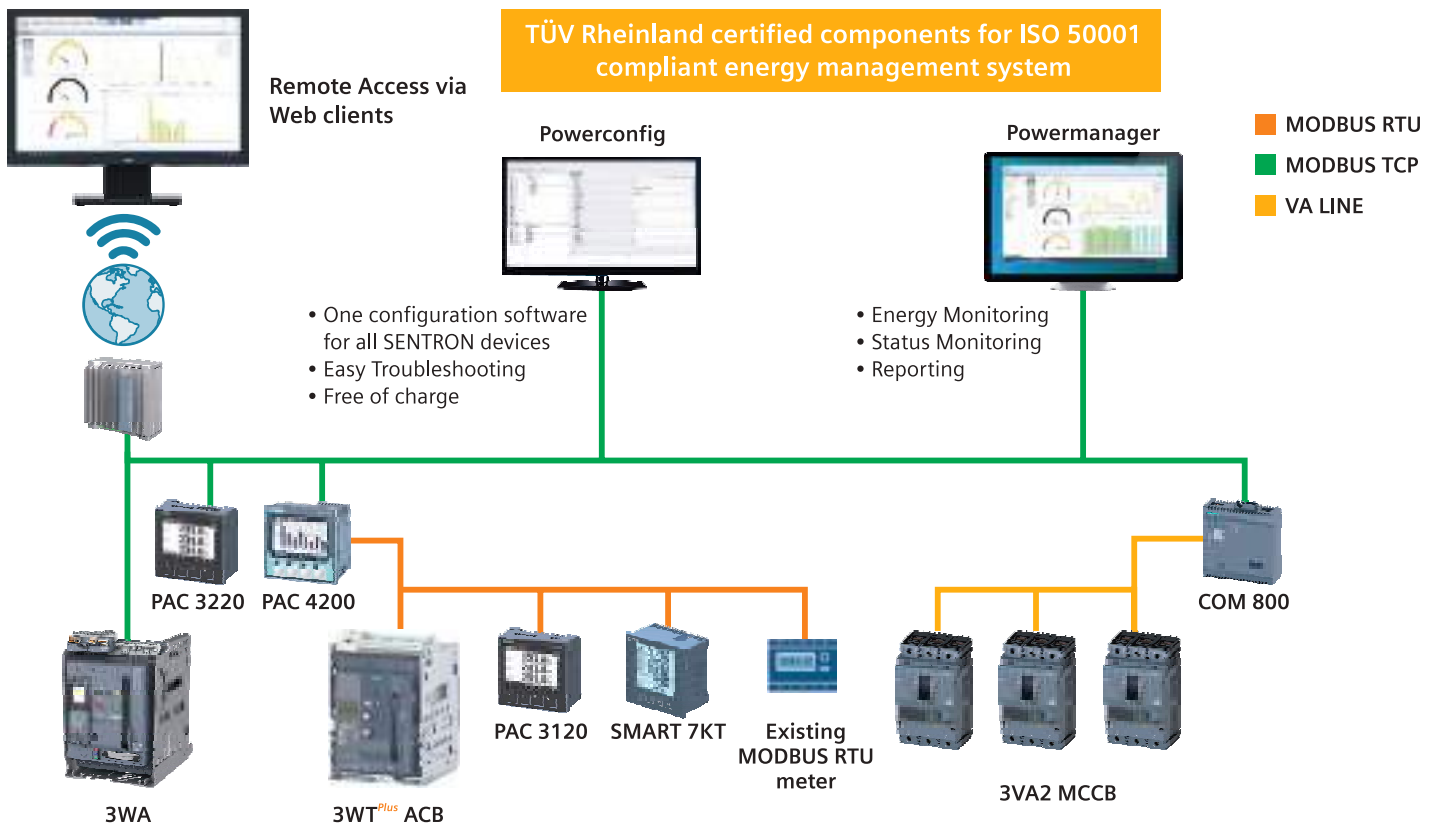
SENTRON Powercenter 3000

Gateway to the digitalization of low-voltage power distribution

Siemens/SENTRON-Digitalization

SIEMENS

Single Platform For Intelligent Power Distribution Management



Energy Management System



Power Quality Measurement

SENTRON 7KM PAC 5200

- Measured value capture in accordance with power quality standard IEC 61000-4-30
- Recording of power quality anomalies like sag, swell and interruption
- Integrated web server to set parameters and display measured values on HTML pages

For more details, please contact your nearest Siemens Sales Office.

www.siemens.com/powermonitoring

DIN Rail Mounted Meters for energy monitoring in Infra and Building Applications

Description	Type	Unit LP* ₹
PAC 2200 DIN rail meter with integrated RS 485 port for MODBUS RTU 65A direct connection Class 1 accuracy	7KM2200-2EA40-1DA1	POR
PAC 2200 DIN rail meter with integrated ethernet port for MODBUS TCP 65A direct connection Class 1 accuracy	7KM2200-2EA40-1EA1	POR
PAC3200T DIN rail meter with integrated ethernet port for MODBUS TCP High accuracy of class 0.5 Without display	7KM3200-0CA01-1AA0	POR

POR: Price On Request

Std. Pkg. = 1 unit

* LP - List Price

PAC 2200 and PAC 3200T:

Reliable and Easy energy monitoring for DIN rail Applications

- Compact design on standard mounting rail
- Integrated digital input (DI) and Digital output (DO)
- Integrated web server
- Neutral conductor current display
- THD Measurement



SENTRON 7KT PAC 1600 DIN Rail mounted compact Energy Meters

- PAC 1600 range of single phase and three phase meters
- Space saving mounting by very slim construction
- Energy counters for active, reactive and apparent energy
- THD: Up to 15th harmonics

www.siemens.com/powermonitoring



7KT PAC1200

Multichannel current measuring system for flexible multichannel monitoring in final distribution

Current Sensors

- Versions: 40 A, 63 A

Sensor Bar

- Versions available for 3, 6, 9, 12

Data Manager

- Connection of up to 96 sensors (40A/63A)
- DIN rail installation (4MW)

Communication/ Software:

- Modbus TCP/ IP
- Simple system onfiguration via web server
- Easy access to energy data with mobile app (iOS/Android)

*For more details, please contact your nearest Siemens Sales Office

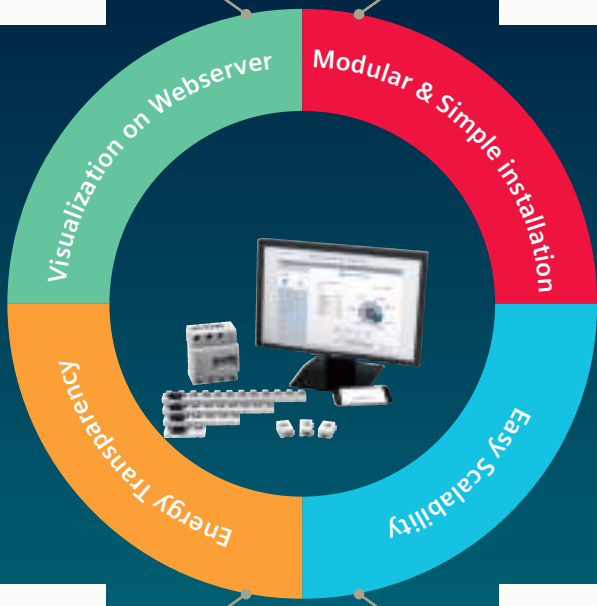
www.siemens.com/powermonitoring

SIEMENS

- Modbus TCP/IP communication
- Simple configuration of system via powerconfig and web server
- Visualization of consumption via Webserver and Mobile App (Android /iOS)

- Flexible sensor bars and current sensors to record up to 96 circuits in one system
- Current sensors simply plug onto the sensor bars, eliminating extensive wiring

fast



plug
play

- Targeted detection of power guzzlers
- Simultaneous display of power consumption and costs
- Ensures optimal power monitoring

- Easy to Upgrade
- Scale up the system without any interruption or cumbersome wiring



Easy



Transparent



Cost-efficient

siemens.com/powermonitoring



for more
info scan
QR code



SMART 7KT Power Monitoring Devices

Expanding the reach of technology



SMART 7KT

Power Monitoring Devices

SMART 7KT Discrete Panel Meter

Accurate and easy visualization for all the basic measurements

- Tested accuracy as per IEC 61557-12 and IEC 62053
- RoHS compliant
- Modern aesthetics with soft touch keys
- Large LED (multicolored) display for easy visualization



Description	Type	Unit LP ₹
VAF meter	7KT0120	3840.-
VA meter	7KT0110	3520.-
3 phase energy meter	7KT0210	7500.-

SMART 7KT Multi Function Meter

Broad range of uses in industry and infrastructure

- Tested accuracy as per IEC 61557-12 and IEC 62053
- RoHS compliant
- Graphical representation of current loading in the LCD display meters
- Modern aesthetics with soft touch keys
- Integrated Modbus RTU communication over RS 485
- Measurement of 30+ electrical parameters



Description	Type	Unit LP ₹
LCD Class 0.5s	7KT0311	20255.-
LCD Class 1	7KT0310	16925.-
Multi-line LED Class 1	7KT0308	12600.-
Single-line LED Class 1	7KT0307	8400.-

POR: Price On Request

Std. Pkg. = 1 unit

* LP - List Price



for more info scan QR code

SMART 7KT Discrete DIN Meters

NEW

Power monitoring devices for DIN mounted systems

- Tested accuracy as per IEC 61557-12 and IEC 62053
- Bright LCD display for ease of reading
- Easy mounting with click fit on DIN rails
- Integrated communication in 2MW makes the meter digitalization ready
- Modern aesthetics increases the visual appeal of the panel
- RoHS compliant



Description	Type	Unit LP ₹
Single Phase Class 1 Energy Meter	7KT0010	5250.-

SMART 7KT DC Energy Meter

NEW

Power monitoring devices for DC applications

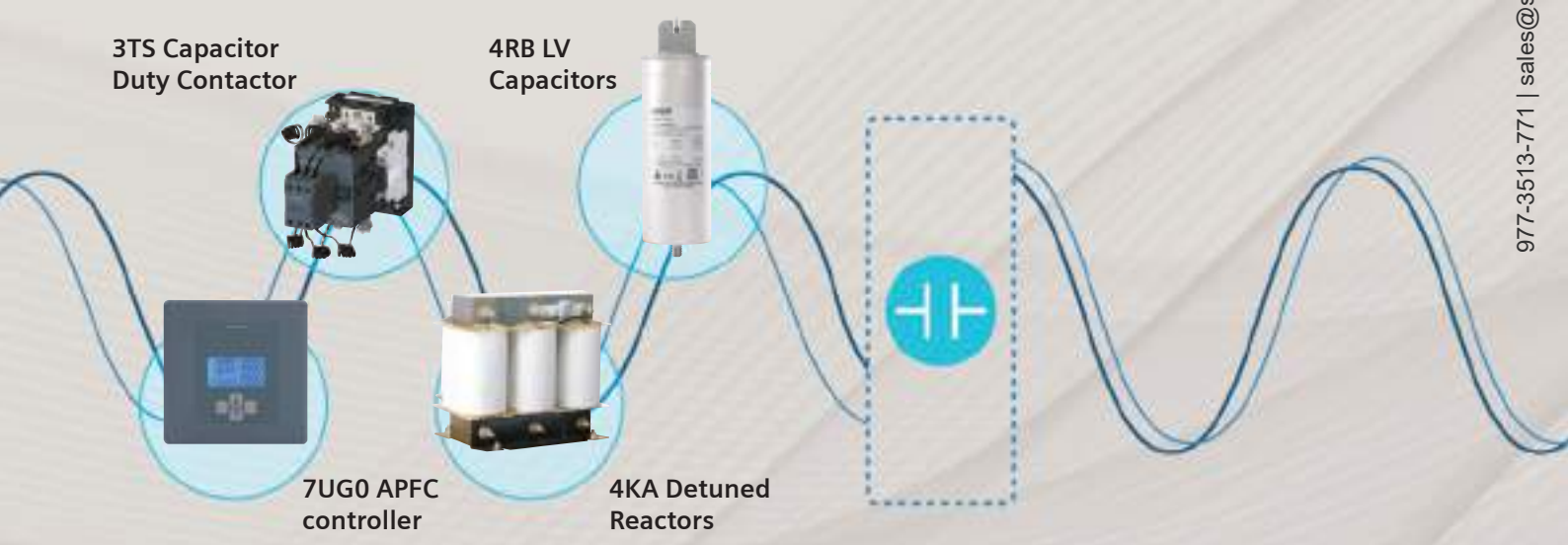
- Bi-direction (charging and discharging) current can be measured by the same device
- Time stamped data logging of events
- Load profile analysis
- Single meter measures energy consumption of four independent loads connected to one Voltage source.
- Configurable relay outputs for limit function, pulse output, alarm, etc.
- RoHS compliant



Description	Type	Unit LP ₹
Multichannel; Class 1; Main volt:10-60V DC; Aux volt: 60 - 300V AC/DC	7KT0810	POR
Multichannel; Class 1; Main volt:10-60V DC; Aux volt: 12 - 70V DC	7KT0811	
Multichannel; Class 1; Main volt:61 - 200V DC; Aux volt: 60 - 300V AC/DC	7KT0820	
Multichannel; Class 1; Main volt:61 - 200V DC; Aux volt:12 - 70V DC	7KT0821	
Multichannel; Class 1; Main volt:201 - 1000V DC; Aux volt: 60 - 300V AC/DC	7KT0830	
Multichannel; Class 1; Main volt:201 - 1000V DC; Aux volt: 12 - 70V DC	7KT0831	

Accessories (external shunt for DC meter)

Description	Type	Unit LP ₹
External Shunt for DC meter/ 50A/75mV	7KT0911	POR
External Shunt for DC meter/ 100A/60mV	7KT0922	
External Shunt for DC meter/ 100A/75mV	7KT0923	
External Shunt for DC meter/ 150A/75mV	7KT0924	
External Shunt for DC meter/ 200A/60mV	7KT0925	



Power Factor Correction

www.siemens.co.in

SIEMENS

SIECAP™ LV Power Capacitors

ND+ (Normal Duty) - Al Can, MPP resin filled

- High pulse current withstand capability (upto 200.I_N)
- Long life expectancy upto 100000 hrs
- Self healing type
- Inbuilt over pressure disconnecter
- Shock hazard protected SIGUT terminals



Rated voltage V	kvar @ 50 Hz	Type	Unit LP* ₹	Std. pkg. (nos.)
440	5	4RB2050-3EE52-8K	2945.-	1
	6	4RB2060-3EE52-8K	2945.-	1
	7	4RB2070-3EE52-8K	3225.-	1
	7.5	4RB2075-3EE52-8K	3460.-	1
	8.3	4RB2083-3EE52-8K	3830.-	1
	9	4RB2090-3EE52-8K	4145.-	1
	10	4RB2100-3EE52-8K	4615.-	1
	12.5	4RB2125-3EE52-8K	4980.-	1
	15	4RB2150-3EE52-8K	5970.-	1
	16.7	4RB2167-3EE52-8K	6635.-	1
	20	4RB2200-3EE52-8K	7940.-	1
	20.8	4RB2208-3EE52-8K	8270.-	1
	25	4RB2250-3EE52-8K	9945.-	1
	28	4RB2280-3EE52-8K	11130.-	1
30	4RB2300-3EE52-8K	11935.-	1	

Rated voltage V	kvar @ 50 Hz	Type	Unit LP* ₹	Std. pkg. (nos.)
480	5	4RB2050-3EJ52-8K	2710.-	1
	5.5	4RB2055-3EJ52-8K	3000.-	1
	8.3	4RB2083-3EJ52-8K	4000.-	1
	10.4	4RB2104-3EJ52-8K	5010.-	1
	11.1	4RB2111-3EJ52-8K	5110.-	1
	12.5	4RB2125-3EJ52-8K	5240.-	1
	13.8	4RB2138-3EJ52-8K	5780.-	1
	15	4RB2150-3EJ52-8K	6280.-	1
	16.7	4RB2167-3EJ52-8K	6985.-	1
	20.8	4RB2208-3EJ52-8K	8710.-	1
	25	4RB2250-3EJ52-8K	10460.-	1
	27.7	4RB2277-3EJ52-8K	11595.-	1
	30	4RB2300-3EJ52-8K	12560.-	1

Purchase MOQ for our dealers is in multiples of standard packing, please contact your nearest Siemens Sales Office for further details.

For information on less than 5 kvar and other kvar ratings at different voltages and frequency and use with detuned reactors, please contact your nearest Siemens Sales Office.



Std. Pkg. = 1 unit

* LP - List Price

SIECAP™ LV Power Capacitors

HD (Heavy Duty) - Al Can, MPP resin filled

- High pulse current withstand capability (up to 250.I_N)
- Long life expectancy up to 130000 hrs
- Self healing type
- Inbuilt over pressure disconnecter
- Shock hazard protected SIGUT terminals



977-3513-771 | sales@sapowercontrol.com

Rated voltage V	kvar @ 50 Hz	Type	Unit LP* ₹	Std. pkg. (nos.)
415	5	4RB2050-3EB53-8K	3610.-	1
	7.5	4RB2075-3EB53-8K	4795.-	1
	10.4	4RB2104-3EB53-8K	6655.-	1
	12.5	4RB2125-3EB53-8K	7220.-	1
	15	4RB2150-3EB53-8K	8670.-	1
	20	4RB2200-3EB53-8K	11555.-	1
	25	4RB2250-3EB53-8K	14445.-	1
440	5	4RB2050-3EE53-8K	3720.-	1
	7.5	4RB2075-3EE53-8K	4795.-	1
	10	4RB2100-3EE53-8K	6395.-	1
	12.5	4RB2125-3EE53-8K	7220.-	1
	15	4RB2150-3EE53-8K	8670.-	1
	20	4RB2200-3EE53-8K	11555.-	1
	25	4RB2250-3EE53-8K	14445.-	1
	28.1	4RB2281-3EE53-8K	16225.-	1
	30	4RB2300-3EE53-8K	17325.-	1

Rated voltage V	kvar @ 50 Hz	Type	Unit LP* ₹	Std. pkg. (nos.)
480	5	4RB2050-3EJ53-8K	3720.-	1
	6.3	4RB2063-3EJ53-8K	4160.-	1
	8.3	4RB2083-3EJ53-8K	5480.-	1
	10.4	4RB2104-3EJ53-8K	6230.-	1
	11	4RB2110-3EJ53-8K	6590.-	1
	12.5	4RB2125-3EJ53-8K	7480.-	1
	13.8	4RB2138-3EJ53-8K	8260.-	1
	15	4RB2150-3EJ53-8K	8975.-	1
	16.7	4RB2167-3EJ53-8K	9990.-	1
	18.7	4RB2187-3EJ53-8K	11185.-	1
	20	4RB2200-3EJ53-8K	11975.-	1
	22	4RB2220-3EJ53-8K	13155.-	1
	25	4RB2250-3EJ53-8K	14950.-	1
	28.1	4RB2281-3EJ53-8K	16810.-	1
	30	4RB2300-3EJ53-8K	17940.-	1
525	5	4RB2050-3FC53-8K	3835.-	1
	6.3	4RB2063-3FC53-8K	4300.-	1
	8.3	4RB2083-3FC53-8K	5655.-	1
	10.4	4RB2104-3FC53-8K	6435.-	1
	12.5	4RB2125-3FC53-8K	7745.-	1
	13.2	4RB2132-3FC53-8K	8175.-	1
	15	4RB2150-3FC53-8K	9280.-	1
	16.7	4RB2167-3FC53-8K	10350.-	1
	20	4RB2200-3FC53-8K	12375.-	1
	25	4RB2250-3FC53-8K	15470.-	1
	26.5	4RB2265-3FC53-8K	16400.-	1
	30	4RB2300-3FC53-8K	18570.-	1
	33.1	4RB2331-3FC53-8K	20480.-	1

Purchase MOQ for our dealers is in multiples of standard packing, please contact your nearest Siemens Sales Office for further details.

For information on less than 5 kvar and other kvar ratings at different voltages and frequency and use with detuned reactors, please contact your nearest Siemens Sales Office.



Std. Pkg. = 1 unit

* LP - List Price

SIECAP™ LV Power Capacitors

SHD (Super Heavy Duty) - Al Can, MPP resin filled

- High pulse current withstand capability (upto 500.I_N)
- Long life expectancy upto 200000 hrs
- Self healing type
- Inbuilt over pressure disconnecter
- Shock hazard protected SIGUT terminals



Rated voltage V	kvar @ 50 Hz	Type	Unit LP* ₹	Std. pkg. (nos.)
415	5	4RB1050-3EB50-8K	4115.-	1
	6.3	4RB1063-3EB50-8K	4600.-	1
	7.5	4RB1075-3EB50-8K	5475.-	1
	10.4	4RB1104-3EB50-8K	7595.-	1
	12.5	4RB1125-3EB50-8K	8245.-	1
	15	4RB1150-3EB50-8K	9895.-	1
	20	4RB1200-3EB50-8K	13195.-	1
	25	4RB1250-3EB50-8K	16495.-	1
	28.1	4RB1281-3EB50-8K	18525.-	1
	30	4RB1300-3EB50-8K	19790.-	1
440	5	4RB1050-3EE50-8K	4245.-	1
	7.5	4RB1075-3EE50-8K	5475.-	1
	10	4RB1100-3EE50-8K	7305.-	1
	10.4	4RB1104-3EE50-8K	7595.-	1
	12.5	4RB1125-3EE50-8K	8245.-	1
	15	4RB1150-3EE50-8K	9895.-	1
	16.7	4RB1167-3EE50-8K	11015.-	1
	20	4RB1200-3EE50-8K	13195.-	1
	25	4RB1250-3EE50-8K	16495.-	1
	28.1	4RB1281-3EE50-8K	18525.-	1
480	5	4RB1050-3EJ50-8K	4245.-	1
	6.3	4RB1063-3EJ50-8K	4745.-	1
	8.3	4RB1083-3EJ50-8K	6260.-	1
	10.4	4RB1104-3EJ50-8K	7105.-	1
	11	4RB1111-3EJ50-8K	7525.-	1
	12.5	4RB1125-3EJ50-8K	8540.-	1
	13.8	4RB1138-3EJ50-8K	9440.-	1
	15	4RB1150-3EJ50-8K	10250.-	1
	16.7	4RB1167-3EJ50-8K	11405.-	1
	18.7	4RB1187-3EJ50-8K	12775.-	1
20	4RB1200-3EJ50-8K	13670.-	1	
22	4RB1220-3EJ50-8K	15025.-	1	
25	4RB1250-3EJ50-8K	17070.-	1	
28.1	4RB1281-3EJ50-8K	19195.-	1	
30	4RB1300-3EJ50-8K	20490.-	1	
31	4RB1310-3EJ50-8K	21180.-	1	
33	4RB1330-3EJ50-8K	22550.-	1	

Rated voltage V	kvar @ 50 Hz	Type	Unit LP* ₹	Std. pkg. (nos.)
525	5	4RB1050-3FC50-8K	4375.-	1
	6.3	4RB1063-3FC50-8K	4910.-	1
	8.3	4RB1083-3FC50-8K	6455.-	1
	10.4	4RB1104-3FC50-8K	7350.-	1
	12.5	4RB1125-3FC50-8K	8840.-	1
	13.2	4RB1132-3FC50-8K	9335.-	1
	15	4RB1150-3FC50-8K	10600.-	1
	16.7	4RB1167-3FC50-8K	11815.-	1
	20	4RB1200-3FC50-8K	14130.-	1
	25	4RB1250-3FC50-8K	17665.-	1
690	26.5	4RB1265-3FC50-8K	18735.-	1
	30	4RB1300-3FC50-8K	21210.-	1
	33.1	4RB1331-3FC50-8K	23390.-	1
	5.3	4RB1053-3GK50-8K	3865.-	1
	6.9	4RB1068-3GK50-8K	5050.-	1
	10.4	4RB1104-3GK50-8K	7595.-	1
	12.5	4RB1125-3GK50-8K	9135.-	1
	14.6	4RB1146-3GK50-8K	10665.-	1
	20	4RB1200-3GK50-8K	14610.-	1
	25	4RB1250-3GK50-8K	18260.-	1

Purchase MOQ for our dealers is in multiples of standard packing, please contact your nearest Siemens Sales Office for further details

For information on less than 5 kvar and other kvar ratings at different voltages and frequency and use with detuned reactors, please contact your nearest Siemens Sales Office.

Std. Pkg. = 1 unit

* LP - List Price

Harmonics filter

Detuned reactor

Features

- Insulation class H
- High linearity
- Temperature control via micro switch
- Low losses and low noise



Copper Detuned Reactors

Bank size	Detuning factor	Type	Unit LP* ₹
5kvar	5.67%	4KA1220-1AC01-0AA0	19060.-
10kvar	5.67%	4KA1220-3AC01-0AA0	22615.-
12.5kvar	5.67%	4KA1220-4AC01-0AA0	26470.-
15kvar	5.67%	4KA1220-5AC01-0AA0	28595.-
20kvar	5.67%	4KA1220-6AC01-0AA0	30585.-
25kvar	5.67%	4KA1220-7AC01-0AA0	32725.-
5kvar	7%	4KA1220-1AA01-0AA0	19045.-
10kvar	7%	4KA1220-3AA01-0AA0	26125.-
12.5kvar	7%	4KA1220-4AA01-0AA0	28205.-
15kvar	7%	4KA1220-5AA01-0AA0	32570.-
20kvar	7%	4KA1220-6AA01-0AA0	34695.-
25kvar	7%	4KA1220-7AA01-0AA0	36510.-
50kvar	7%	4KA1220-2BA01-0AA0	65050.-
75kvar	7%	4KA1220-3BA03-0AA0	91225.-
100kvar	7%	4KA1220-4BA03-0AA0	114820.-
5kvar	14%	4KA1220-1AB01-0AA0	25075.-
12.5kvar	14%	4KA1220-4AB01-0AA0	42080.-
15kvar	14%	4KA1220-5AB01-0AA0	49270.-
20kvar	14%	4KA1220-6AB01-0AA0	59955.-
25kvar	14%	4KA1220-7AB01-0AA0	67415.-
50kvar	14%	4KA1220-2BB01-0AA0	109475.-
75kvar	14%	4KA1220-3BB03-0AA0	140055.-
100kvar	14%	4KA1220-4BB03-0AA0	203630.-

Aluminium Detuned Reactors

Bank size	Detuning factor	Type	Unit LP* ₹
5kvar	5.67%	4KA1420-1AC01-0AA0	14160.-
10kvar	5.67%	4KA1420-3AC01-0AA0	18055.-
12.5kvar	5.67%	4KA1420-4AC01-0AA0	19785.-
15kvar	5.67%	4KA1420-5AC01-0AA0	23400.-
20kvar	5.67%	4KA1420-6AC01-0AA0	26680.-
25kvar	5.67%	4KA1420-7AC01-0AA0	27015.-
50kvar	5.67%	4KA1420-2BC01-0AA0	49155.-
5kvar	7%	4KA1420-1AA01-0AA0	15075.-
10kvar	7%	4KA1420-3AA01-0AA0	19395.-
12.5kvar	7%	4KA1420-4AA01-0AA0	21445.-
15kvar	7%	4KA1420-5AA01-0AA0	24175.-
20kvar	7%	4KA1420-6AA01-0AA0	25745.-
25kvar	7%	4KA1420-7AA01-0AA0	27535.-
50kvar	7%	4KA1420-2BA01-0AA0	47345.-
75kvar	7%	4KA1420-3BA03-0AA0	64325.-
100kvar	7%	4KA1420-4BA03-0AA0	84120.-
5kvar	14%	4KA1420-1AB01-0AA0	20520.-
10kvar	14%	4KA1420-3AB01-0AA0	30780.-
12.5kvar	14%	4KA1420-4AB01-0AA0	33495.-
15kvar	14%	4KA1420-5AB01-0AA0	39655.-
20kvar	14%	4KA1420-6AB01-0AA0	44025.-
25kvar	14%	4KA1420-7AB01-0AA0	53720.-
50kvar	14%	4KA1420-2BB01-0AA0	95035.-



3TS Capacitor duty Contactors

Now in TI - GREY **NEW**

The 3TS capacitor duty contactor (with **patented** de-latching technology) provides a reliable and economical solution for capacitor switching applications.

Features and Benefits

- De-latching operating principle
- SIGUT Termination technique
- Finger touch proof terminals
- Compact Dimensions
- DIN / Screw mounting
- Reliable switching of capacitor banks
- Ease of wiring (can obviate use of lugs)
- Operator Safety
- Space saving
- Flexible mounting



Capacitor kVAr 415V, 3ph, 50Hz	Built-in aux. contacts	Type®	Unit LP ₹	Built-in aux. contacts	Type®	Unit LP ₹	Std. pkg. (nos.)
5 kvar NEW	1 NO	3TS2110-0A..5-8K†	2540.-				
7 kvar	1 NO	3TS1110-0A..5-8K†	2795.-				
10 kvar NEW	-	3TS2200-0A..5-8K†	3035.-	1NO+1NC	3TS2211-0A..5-8K	3480.-	
12.5 kvar	-	3TS1200-0A..5-8K†	3110.-	1NO+1NC	3TS1211-0A..5-8K	3555.-	1
16 kvar	-	3TS1300-0A..5-8K†	4275.-	1NO+1NC	3TS1311-0A..5-8K	4715.-	1
20 kvar	-	3TS1400-0A..5-8K†	4815.-	1NO+1NC	3TS1411-0A..5-8K	5245.-	1
25 kvar	-	3TS1500-0A..5-8K†	5560.-	1NO+1NC	3TS1511-0A..5-8K	6010.-	1
30 kvar NEW	-	3TS2500-0A..5-8K†	8665.-	1NO+1NC	3TS2511-0A..5-8K	9110.-	1
40 kvar NEW	2 NO + 2 NC	3TS2722-0A..5-8K	14700.-				
50 kvar	2 NO + 2 NC	3TS1722-0A..5-8K	17210.-				

† Facility to add one contact block of 1NO / 1NC

@ AC 50Hz coil code - Please enter coil codes from table below

Code	For 3TS contactors		
	F0	P0	R0
Coil voltage (V)	110	230	415

Auxiliary contact blocks

For contactor	Description	Type	Unit LP ₹	Std. pkg. (nos.)
3TS1110-3TS1500	1NO	■ 3TX4010-2A	245.-	10
	1NC	■ 3TX4001-2A	245.-	10

3MT7 Capacitor Duty Contactors **NEW**

Capacitor kVar 440V AC, 3Ph, 50Hz	Built-in aux. contacts	Type	Unit LP ₹	Std. pkg. (nos.)
60kVar	1NO+2NC	3MT70060JA126A..	18290.-	1
80kVar	1NO+2NC	3MT70080JA126A..	22455.-	1
100kVar	1NO+2NC	3MT70100JA126A..	23335.-	1

Please add coil code from adjacent table

Note: For SIRIUS 3RT26 Capacitor Duty Contactors - Please contact Siemens

Refer Page No 41 for Capacitor Duty Contactor Spares

Coil 50/60Hz for 60 kvar contactor					
Coil Code	C2	G2	N2	P2	R2
Voltage	24V AC	110V AC	■ 220V AC	■ 240V AC	415V AC

Coil 50Hz for 80 & 100 kvar contactors				
Coil Code	F0	M0	U0	V0
Voltage	110V AC	■ 220V AC	■ 240V AC	415V AC



Automatic Power Factor Correction Relay (APFC relay)

Features

- Easy accessibility of parameters
- Universal control supply—optimizing the no of variants
- Automatic/ Linear/ rotational switching modes of banks
- Selectable 1A/ 5A current input
- LCD version with RS485 Communication MODBUS RTU Protocol
- Confirms to IEC60947-5-1, carry CE and RoHS Compliant



for more info scan QR code



7UG0572-1GT20

Description	Type	Unit LP ₹	Std. pkg. (nos.)
Automatic Power factor correction relay (APFC relay)	8 Stage with LCD display	7UG0571-1FT20	23345.-
	12 Stage with LCD display	7UG0572-1GT20	25005.-
	12 stage with LED display	7UG0572-1GT21	14300.-



Siemens Reyrolle Protection Relays

Relays for every application

Applications

- Feeder Protection
- Motor Protection
- Transformer Protection

Features

- Non Drawout / Drawout variants
- Programmable Tri-color LED's
- Communication: MODBUS RTU / IEC 103 and optional IEC 61850
- 1000 events / 10 disturbance records
- Programmable logic editor
- Easy Parameterization & Monitoring with ReyDisp Software

www.siemens.com/Reyrolle

SIEMENS

Portfolio Overview

Feeder Protection

Non-Directional



7SR1002 / 3

Fixed

Directional



7SR1004

Non-Directional



7SR11

Drawout

Directional



7SR12

Motor Protection

Non-Directional | Fixed



7SR105

Directional | Drawout



7SR17

Transformer Protection

Directional | Drawout

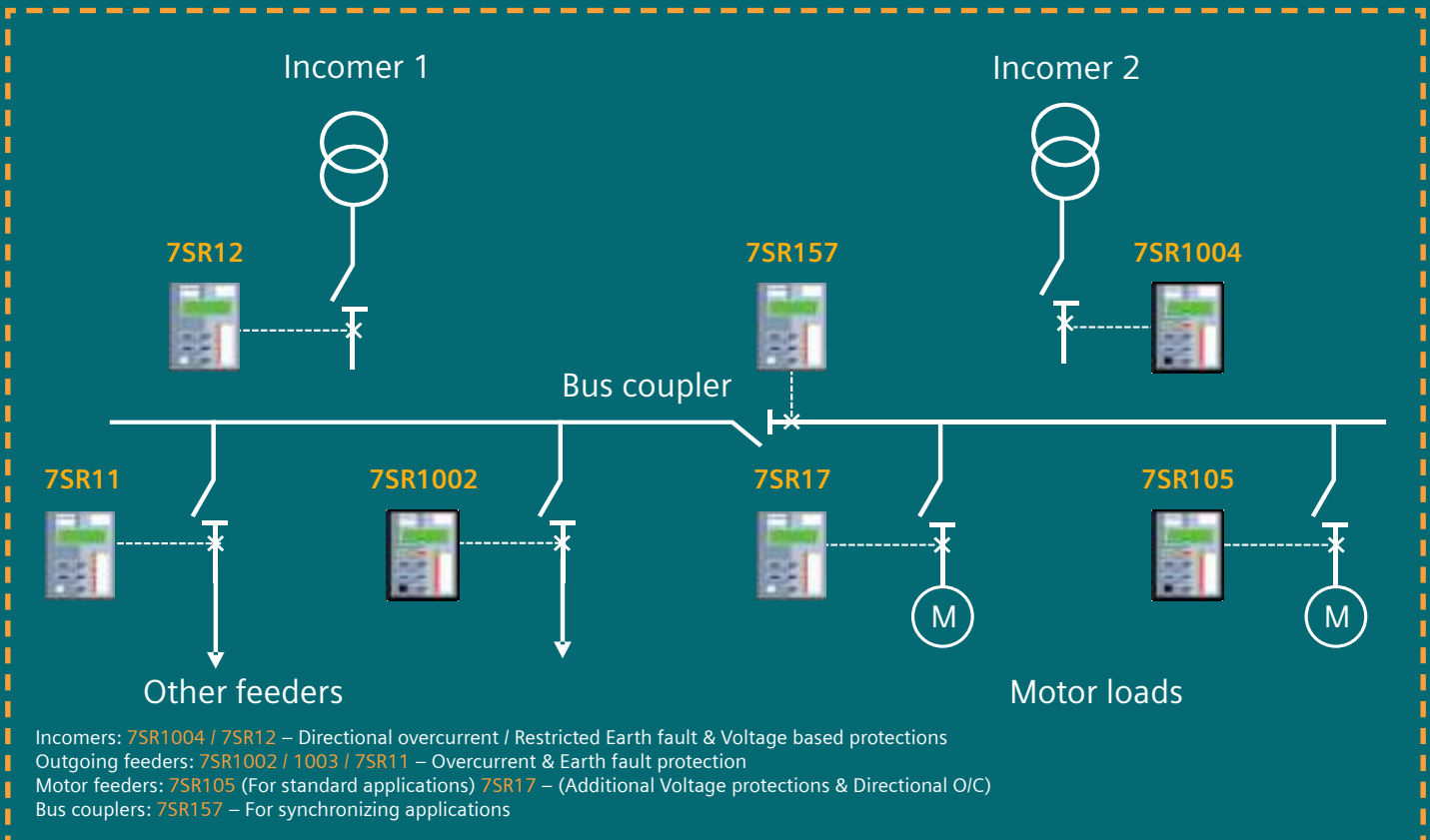


7SR242

Check synchronizing



7SR157



7SR Numerical Relays

	Description	Type *	Unit LP ₹
Feeder Protection	Non Drawout Non Directional overcurrent relay 6 BI 6 BOs Measuring current input: 1/5A Auxiliary voltage: 60 to 240V AC/DC BI Threshold: 44V AC/DC Communication: Front USB, RS485 supporting IEC 60870-5-103 /Modbus RTU/DNP 3.0 Protection Functions: 46BC, 46NPS, 49, 50, 51, 50G/N, 51G/N, 50/51 SEF, 74T/CCS, 81THD, 86	7SR1003-1LA20-2CA0	94635.-
	Non Drawout Directional overcurrent relay 9 BI 6 BOs Measuring current input: 1/5A with SEF input Auxiliary voltage: 60 to 240V AC/DC BI Threshold: 88V AC/DC Communication: Front USB, RS485 supporting IEC 60870-5-103 /Modbus RTU/DNP 3.0 Protection Functions: 27/59, 32, 32S, 37, 46BC, 46NPS, 47NPS, 49, 50BF, 51V, 55, 59N, 60CTS, 60VTS, 64H, 67/50, 50SEF, 51G/N, 51SEF, 74T/CCS, 81U/O	7SR1004-4KA20-2CA0	163960.-
	Drawout Non Directional overcurrent relay 6 BI 8 BOs Measuring current input: 1/5A Auxiliary voltage: 100 to 230V AC/24 -250VDC BI Threshold: 19VDC Communication: Front USB, RS485 supporting IEC 60870-5-103 /Modbus RTU/DNP 3.0 Protection Functions: 46BC, 46NPS, 49, 50, 50AFD, 50BF, 51, 50G/N, 51G/N, 64H, 74T/CCS, 86	7SR1103-1MA12-1CA0	159770.-
	Drawout Directional overcurrent relay 6 BI 8 BOs Measuring current input: 1/5A with SEF input Auxiliary voltage: 100 to 230V AC/24 -250VDC BI Threshold: 19VDC Communication: Front USB, RS485 supporting IEC 60870-5-103 /Modbus RTU/DNP 3.0 Protection Functions: 27, 59, 32, 32S, 37, 46BC, 46NPS, 47, 49, 50, 50AFD, 50BF, 51, 50N, 51N, 51V, 55, 59N, 60CTS, 64H, 67, 74T/CCS, 81U/O, 86	7SR1206-2MA12-1CA0	178215.-
Motor Protection	Non Drawout Motor Protection Relay 6 BI 6 BOs Measuring current input: 1/5A Auxiliary voltage: 60 to 240V AC/DC BI Threshold: 44V AC/DC Communication: Front USB, RS485 supporting IEC 60870-5-103 /Modbus RTU/DNP 3.0 Protection Functions: 14, 37, 46, 46PhRev, 48/66, 49, 50/51, 50G/N, 51G/N, 50BCL, 50BF, 74T/CCS, 81B	7SR1053-2LA21-2EA0	137360.-
	Drawout Motor Protection Relay 3 BI 5 BOs Measuring current input: 1/5A with SEF input Auxiliary voltage: 100 to 230V AC/24 -250VDC BI Threshold: 19VDC Communication: Front USB, RS485 supporting IEC 60870-5-103 /Modbus RTU/DNP 3.0 Protection Functions: 14, 37, 46, 46PhRev, 48/66, 49, 50, 51, 50G/N, 51G/N, 50BF, 50BCL, 60CTS, 74T/CCS, 81B	7SR1702-3MA12-1CA0	211995.-
	Drawout Motor Protection Relay 6 BI 8 BOs 4CT 3VT Measuring current input: 1/5A with SEF input Auxiliary voltage: 100 to 230V AC/24 -250VDC BI Threshold: 19VDC Communication: Front USB, RS485 supporting IEC 60870-5-103 /Modbus RTU/DNP 3.0 Protection Functions: 14, 37, 46, 46PhRev, 48/66, 49, 50, 51, 50G/N, 51G/N, 50BF, 50BCL, 60CTS, 74T/CCS, 81B, 27/59, 32/55, 47, 60CTS, 60VTS, 67/50, 67/51, 67G/N, 81	7SR1706-4MA12-1CA0	226135.-
Transformer Protection	Drawout Transformer Protection Relay 9 BI 6 BOs 8CT 1VT Measuring current input: 1/5A Auxiliary voltage: 100 to 230V AC/24 -250VDC BI Threshold: 19VDC Communication: Front USB, RS485 supporting IEC 60870-5-103 /Modbus RTU/DNP 3.0 Protection Functions: 81HBL2, 81HBL5, 87BD, 87HS, 49, 50, 51, 50G/N, 51G/N, 50BF, 64H, 74TCS/CCS, 37/37G, 46BC, 46NPS	7SR2422-2MA12-0BA0	471935.-

* For more options on control voltage, BI/BOs, Communication protocols or protection functions please contact your nearest Siemens Sales Office

7PJ Auxiliary & Trip Relays

	Description	Type	Unit LP ₹
Aux Relays	Auxiliary relay Single Element with self reset contacts with flag, 110V DC, 3NO+2CO, Low burden	7PJ1111-6DA20-0AA0	12150.-
	Auxiliary relay Single Element with self reset contacts with flag, 220V DC, 3NO+2CO, Low burden	7PJ1111-7DA20-0AA0	12150.-
	Auxiliary relay Single Element with self reset contacts without flag, 110V DC, 3NO+2CO, Low burden	7PJ1114-6DA20-0AA0	12150.-
	Auxiliary relay Single Element with self reset contacts without flag, 220V DC, 3NO+2CO, Low burden	7PJ1114-7DA20-0AA0	12150.-
	Auxiliary relay Three Element, hand reset with flag, 110V DC, 2NO, Low burden	7PJ1132-6CA00-0AA0	24405.-
	Auxiliary relay Three Element, hand reset with flag, 220V DC, 2NO, Low burden	7PJ1132-7CA00-0AA0	24405.-
Trip Relays	Trip relay with hand reset contacts with flag, DC 110V, 4NO+1NC, high burden	7PJ1212-6EB01-0AA0	12150.-
	Trip relay with hand reset contacts with flag, DC 220V, 4NO+1NC, high burden	7PJ1212-7EB01-0AA0	12150.-
	TCS relay, 2CO, SR, Aux 24-240VAC/DC, BI 24-240VDC	7PJ1321-5AA21-0AA0	22285.-



The safe choice – **now made smarter**

**SENTRON circuit protection devices with
communication and measuring function**





[siemens.com/circuit-protection](https://www.siemens.com/circuit-protection)

SIEMENS



Betagard Miniature Circuit Breakers Type 5SL6 and 5SL4

- Standards: IS/IEC 60898-1:2002
- Voltage: Un 240/415V, 50...60Hz can be used in systems upto 60V DC for 1P and 110V DC for 2P*
- With ISI marking: CML No. 2255548

	I _n A	MW#	7500A		10000A	Std. Pkg. (Nos.)
			Characteristic B	Characteristic C		
	0.5	1	--	5SL61057RC	5SL41057RC	1/12
	1		--	5SL61017RC	--	1/12
	2		--	5SL61027RC	5SL41027RC	1/12
	3		--	5SL61037RC	5SL41037RC	1/12
	4		--	5SL61047RC	5SL41047RC	1/12
	6		5SL61066RC	5SL61067RC	5SL41067RC	1/12
	8		--	5SL61087RC	5SL41087RC	1/12
	10		5SL61106RC	5SL61107RC	5SL41107RC	1/12
	13		--	5SL61137RC	5SL41137RC	1/12
	16		5SL61166RC	5SL61167RC	5SL41167RC	1/12
	20		5SL61206RC	5SL61207RC	5SL41207RC	1/12
	25		5SL61256RC	5SL61257RC	5SL41257RC	1/12
	32		5SL61326RC	5SL61327RC	5SL41327RC	1/12
	40		5SL61406RC	5SL61407RC	5SL41407RC	1/12
50	5SL61506RC	5SL61507RC	5SL41507RC	1/12		
63	5SL61636RC	5SL61637RC	5SL41637RC	1/12		
	0.5	2	--	5SL62057RC	5SL42057RC	1/6
	1		--	5SL62017RC	--	1/6
	2		--	5SL62027RC	5SL42027RC	1/6
	3		--	5SL62037RC	5SL42037RC	1/6
	4		--	5SL62047RC	5SL42047RC	1/6
	6		5SL62066RC	5SL62067RC	5SL42067RC	1/6
	8		--	5SL62087RC	5SL42087RC	1/6
	10		5SL62106RC	5SL62107RC	5SL42107RC	1/6
	13		--	5SL62137RC	5SL42137RC	1/6
	16		5SL62166RC	5SL62167RC	5SL42167RC	1/6
	20		5SL62206RC	5SL62207RC	5SL42207RC	1/6
	25		5SL62256RC	5SL62257RC	5SL42257RC	1/6
	32		5SL62326RC	5SL62327RC	5SL42327RC	1/6
	40		5SL62406RC	5SL62407RC	5SL42407RC	1/6
50	5SL62506RC	5SL62507RC	5SL42507RC	1/6		
63	5SL62636RC	5SL62637RC	5SL42637RC	1/6		
	0.5	3	--	5SL63057RC	5SL43057RC	1/4
	1		--	5SL63017RC	--	1/4
	2		--	5SL63027RC	5SL43027RC	1/4
	3		--	--	5SL43037RC	1/4
	4		--	5SL63047RC	5SL43047RC	1/4
	6		5SL63066RC	5SL63067RC	5SL43067RC	1/4
	8		--	--	5SL43087RC	1/4
	10		5SL63106RC	5SL63107RC	5SL43107RC	1/4
	13		--	--	5SL43137RC	1/4
	16		5SL63166RC	5SL63167RC	5SL43167RC	1/4
	20		5SL63206RC	5SL63207RC	5SL43207RC	1/4
	25		5SL63256RC	5SL63257RC	5SL43257RC	1/4
	32		5SL63326RC	5SL63327RC	5SL43327RC	1/4
	40		5SL63406RC	5SL63407RC	5SL43407RC	1/4
50	5SL63506RC	5SL63507RC	5SL43507RC	1/4		
63	5SL63636RC	5SL63637RC	5SL43637RC	1/4		
	0.5	4	--	5SL64057RC	5SL44057RC	1/3
	1		--	5SL64017RC	--	1/3
	2		--	5SL64027RC	5SL44027RC	1/3
	3		--	--	5SL44037RC	1/3
	4		--	5SL64047RC	5SL44047RC	1/3
	6		5SL64066RC	5SL64067RC	5SL44067RC	1/3
	8		--	--	5SL44087RC	1/3
	10		5SL64106RC	5SL64107RC	5SL44107RC	1/3
	13		--	--	5SL44137RC	1/3
	16		5SL64166RC	5SL64167RC	5SL44167RC	1/3
	20		5SL64206RC	5SL64207RC	5SL44207RC	1/3
	25		5SL64256RC	5SL64257RC	5SL44257RC	1/3
	32		5SL64326RC	5SL64327RC	5SL44327RC	1/3
	40		5SL64406RC	5SL64407RC	5SL44407RC	1/3
50	5SL64506RC	5SL64507RC	5SL44507RC	1/3		
63	5SL64636RC	5SL64637RC	5SL44637RC	1/3		

1 MW (Module Width) = 18 mm * subject to application specific circuit connections. Please contact your nearest Siemens Sales Office.

Refer latest Electrical Installations from A to Z Price List for prices

Betagard Circuit Breakers

5SL7 Miniature circuit breaker

- Standards: IS/IEC 60898-1
- Voltage: Un 240/415V, 50...60Hz
- Breaking capacity: upto 15kA
- With ISI marking: CM/L No. 2255548



5SL5 Circuit Breakers

- Standards: IS/IEC 60947-2
- Voltage: 220V DC/1P & 440VDC/2P
- Breaking capacity: 10kA as per IS/IEC 60947-2

	Rated current I _n (A)	MW#	10000A				Std. Pkg. (Nos)	
				Characteristic C	Characteristic D	Characteristic C, DC		
	0.5	1	1P, 240/415V AC	5SL71057RC	5SL71058RC	1P, 220V DC	5SL51057RC	1/12
	1			5SL71017RC	5SL71018RC		5SL51017RC	1/12
	2			5SL71027RC	5SL71028RC		5SL51027RC	1/12
	3			--	--		5SL51037RC	1/12
	4			5SL71047RC	5SL71048RC		5SL51047RC	1/12
	6			5SL71067RC	5SL71068RC		5SL51067RC	1/12
	8			--	--		5SL51087RC	1/12
	10			5SL71107RC	5SL71108RC		5SL51107RC	1/12
	16			5SL71167RC	5SL71168RC		5SL51167RC	1/12
	20			5SL71207RC	5SL71208RC		5SL51207RC	1/12
	25			5SL71257RC	5SL71258RC		5SL51257RC	1/12
	32			5SL71327RC	5SL71328RC		5SL51327RC	1/12
	40			5SL71407RC	5SL71408RC		5SL51407RC	1/12
	50			5SL71507RC	5SL71508RC		5SL51507RC	1/12
63	5SL71637RC	5SL71638RC	5SL51637RC	1/12				
	0.5	2	2P, 415V AC	5SL72057RC	5SL72058RC	2P, 440V DC	5SL52057RC	1/6
	1			5SL72017RC	5SL72018RC		5SL52017RC	1/6
	2			5SL72027RC	5SL72028RC		5SL52027RC	1/6
	3			--	--		5SL52037RC	1/6
	4			5SL72047RC	5SL72048RC		5SL52047RC	1/6
	6			5SL72067RC	5SL72068RC		5SL52067RC	1/6
	8			--	--		5SL52087RC	1/6
	10			5SL72107RC	5SL72108RC		5SL52107RC	1/6
	16			5SL72167RC	5SL72168RC		5SL52167RC	1/6
	20			5SL72207RC	5SL72208RC		5SL52207RC	1/6
	25			5SL72257RC	5SL72258RC		5SL52257RC	1/6
	32			5SL72327RC	5SL72328RC		5SL52327RC	1/6
	40			5SL72407RC	5SL72408RC		5SL52407RC	1/6
	50			5SL72507RC	5SL72508RC		5SL52507RC	1/6
63	5SL72637RC	5SL72638RC	5SL52637RC	1/6				
	0.5	3	3P, 415V AC	5SL73057RC	5SL73058RC	--	--	1/4
	1			5SL73017RC	5SL73018RC	--	--	1/4
	2			5SL73027RC	5SL73028RC	--	--	1/4
	4			5SL73047RC	5SL73048RC	--	--	1/4
	6			5SL73067RC	5SL73068RC	--	--	1/4
	10			5SL73107RC	5SL73108RC	--	--	1/4
	16			5SL73167RC	5SL73168RC	--	--	1/4
	20			5SL73207RC	5SL73208RC	--	--	1/4
	25			5SL73257RC	5SL73258RC	--	--	1/4
	32			5SL73327RC	5SL73328RC	--	--	1/4
	40			5SL73407RC	5SL73408RC	--	--	1/4
	50			5SL73507RC	5SL73508RC	--	--	1/4
	63			5SL73637RC	5SL73638RC	--	--	1/4
				0.5	4	4P, 415V AC	5SL74057RC	5SL74058RC
1		5SL74017RC	5SL74018RC	--			--	1/3
2		5SL74027RC	5SL74028RC	--			--	1/3
4		5SL74047RC	5SL74048RC	--			--	1/3
6		5SL74067RC	5SL74068RC	--			--	1/3
10		5SL74107RC	5SL74108RC	--			--	1/3
16		5SL74167RC	5SL74168RC	--			--	1/3
20		5SL74207RC	5SL74208RC	--			--	1/3
25		5SL74257RC	5SL74258RC	--			--	1/3
32		5SL74327RC	5SL74328RC	--			--	1/3
40		5SL74407RC	5SL74408RC	--			--	1/3
50		5SL74507RC	5SL74508RC	--			--	1/3
63		5SL74637RC	5SL74638RC	--			--	1/3

1 MW (Module Width) = 18 mm

Refer latest Electrical Installations from A to Z Price List for prices



Geared to act **FAST!**

Siemens range of fuses

Fuses are the fastest & simplest current limiting devices, suitable for protection of lines, systems, devices in both distribution & control circuits.

Available in varied design - with a wide current range, multiple voltage ratings and high short circuit strength. Our fuses are perfectly equipped to minimize the effect of over currents, thus allowing you to protect property as well as lives.

Siemens Fuses offer:

- High switching capacity
- Compact Design
- Low Watt Losses

With Siemens fuses - protection is Easy, Safe and Reliable

www.siemens.com/fuses

SIEMENS

HRC fuses (DIN) 3NA

- High Breaking capacity of 120kA
- Dual indication for fault detection
- CE marked
- Highly compact: upto 100A in size 000



Upto 800A, 500V AC, S.C. breaking capacity 120kA

Size	Rated current (A)	Type	Unit MRP [®] ₹	Std. pkg.** (nos.)
000	2	3NA78020RC	485.-	1/6
	4	3NA78040RC	485.-	1/6
	6	3NA78010RC	485.-	1/6
	10	3NA78030RC	485.-	1/6
	16	3NA78050RC	490.-	1/6
	20	3NA78070RC	490.-	1/6
	25	3NA78100RC	490.-	1/6
	32	3NA78120RC	490.-	1/6
	40	3NA78170RC	515.-	1/6
	50	3NA78200RC	515.-	1/6
	63	3NA78220RC	570.-	1/6
	80	3NA78240RC	625.-	1/6
	100	3NA78300RC	625.-	1/6
	00	125	3NA78320RC	750.-
160		3NA78360RC	795.-	1/6
50		3NA71200RC	1085.-	1/3
63		3NA71220RC	1085.-	1/3
1	80	3NA71240RC	1085.-	1/3
	100	3NA71300RC	1085.-	1/3
	125	3NA71320RC	1135.-	1/3
	160	3NA71360RC	1170.-	1/3
	200	3NA71400RC	1170.-	1/3
	224	3NA71420RC	1215.-	1/3
	250	3NA71440RC	1315.-	1/3
2	200	3NA72400RC	1615.-	1/3
	250	3NA72440RC	1680.-	1/3
	315	3NA72520RC	1740.-	1/3
3	400*	3NA72600RC	1740.-	1/3
	315	3NA33520RC	2475.-	1/3
	400	3NA33600RC	2475.-	1/3
	500	3NA33650RC	2765.-	1/3
	630	3NA33720RC	2830.-	1/3
	800*	3NA33754RC	3445.-	1/3

* 400A (Size II) and 800A are rated at 415V AC

690V AC, S.C. breaking capacity 120kA

Size	Rated current (A)	Type	Unit MRP [®] ₹	Std. pkg.** (nos.)
00	40	3NA78176RC	700.-	1/6
	50	3NA78206RC	700.-	1/6
	63	3NA78226RC	750.-	1/6
	80	3NA78246RC	795.-	1/6
1	100	3NA78306RC	795.-	1/6
	125	3NA71326RC	1395.-	1/3
	160	3NA71366RC	1450.-	1/3
2	200	3NA71406RC	1450.-	1/3
	250	3NA72446RC	1915.-	1/3
3	315	3NA72526RC	2060.-	1/3
	400	3NA33606RC	3070.-	1/3
	500	3NA33626RC	3070.-	1/3
	500	3NA33656RC	3280.-	1/3

Isolating links (DIN)

Size	Rated current (A)	Type	Unit MRP [®] ₹	Std. pkg.** (nos.)
00	160	3NG1000	550.-	1
1	250	3NG1250	830.-	1
2	400	3NG1300	1355.-	1
3	630	3NG1400	1400.-	1



Fuse bases (DIN)

Size	Rated current (A)	Suitable for fuse link type	Type	Unit MRP [®] ₹	Std. pkg.** (nos.)
00/000	160	3NA7 8	3NH3030-ORC (Screw-in)	670.-	1/10
00/000	160	3NA7 8	3NH3032-ORC (Plug in)	715.-	1/10
1	250	3NA7 1	3NH3230-ORC	1345.-	1/5
2	400	3NA7 2	3NH3330-ORC	1900.-	1/5
3	630	3NA3 3	3NH3430-ORC	2740.-	1/5
3	800	3NA3 3	3NH3430-4RC	3245.-	1/5



Fuse puller

Description	Type	Unit MRP [®] ₹	Std. pkg.** (nos.)
Suitable for 3KL8 and all sizes of fuse links/isolating links	3NX1011	3285.-	1
Suitable only for fuse links and isolating links	3NX1010	1370.-	1



LV HRC contact covers

Size	Type	Unit LP* ₹	Std. pkg.** (nos.)
00/000	3NX3115	750.-	1/10
00/000	3NX3116	465.-	1/10



Note: Prices on request for Touch protection of contact pieces of all sizes

Fuse & Fuse base for 1000A/1250A (IEC design)

Size	Rating	Type	Unit LP* ₹	Std. pkg.** (nos.)
4	1000A	3NA3480	POR	1/1
4	1250A	3NA3482		1/1
4	1250A	3NH3530 Fuse base		1/1



690V AC, S.C. breaking capacity 120kA

Size	Rated current (A)	Type	Unit LP* ₹
000	2A	3NA78026	POR
	4A	3NA78046	
	6A	3NA78016	
	10A	3NA78036	
	16A	3NA78056	
	20A	3NA78076	
	25A	3NA78106	
	32A	3NA78126	
	35A	3NA78146	

** Purchase MOQ for our authorised dealers is in multiples of standard packing, please contact your nearest Siemens Sales Office for further details
 POR: Price On Request

■ Stock items * LP - List Price ® MRP - Max. Retail Price



SENTRON 3NA COM LV HRC fuse link – safety through transparency

NEW

Optimize the operation of your plants with consistent data that's constantly available when and where you need it – whether in the cloud using higher-level analysis tools, via a PC using the SENTRON power manager power monitoring software, or directly at the plant via a mobile device using the SENTRON power config mobile app.

In the event of a fault, detecting and locating power failures are time-consuming and costly. Smart local grids are only as smart as their individual components. The measurement and communication-capable 3NA COM LV HRC fuse link makes transformer substations smart and enables them to be integrated in digital systems.

Communication Capable Fuse Link offers:

- Transparency for the local grid transformer station
- Easy retrofit
- Powerful interface for digitalization
- Sustainable and robust design

With Siemens fuses - protection is Easy, Safe and Reliable

www.siemens.com/fuses

SIEMENS

SENTRON COM LV HRC fuses (DIN) 3NA

NEW

- 3NA COM LV HRC fuse links, Size 2 With communication and metering function
- Standards: In accordance with IEC 60269-1/-2; EN 60269-1/-2; DIN VDE 0636-1/-2
- Class gG, Size 2
- Breaking capacity 100kA (AC)
- CE Marked

3NA COM LV HRC fuse links with integrated Electronic Module

Rated Voltage (V)	Rated Current (A)	Type	Utilization category	DIN Size	Unit LP® ₹	Std. pkg.** (nos.)
400	100 A	3NA32304KK01	gG	2	POR	1
	125 A	3NA32324KK01				
	160 A	3NA32364KK01				
	200 A	3NA32404KK01				
	224 A	3NA32424KK01				
	250 A	3NA32444KK01				
	315 A	3NA32524KK01				



3NA COM LV HRC fuse links without# integrated Electronic Module

Rated Voltage (V)	Rated Current (A)	Type	Utilization category	DIN Size	Unit LP® ₹	Std. pkg.** (nos.)
400	100 A	3NA32304KK02	gG	2	POR	1
	125 A	3NA32324KK02				
	160 A	3NA32364KK02				
	200 A	3NA32404KK02				
	224 A	3NA32424KK02				
	250 A	3NA32444KK02				
	315 A	3NA32524KK02				



Electrical module

Type	Description	Unit LP® ₹	Std. pkg.** (nos.)
3NX8201	Electronic Module for Smart Fuse	POR	1

** Purchase MOQ for our authorised dealers is in multiples of standard packing, please contact your nearest Siemens Sales Office for further details

* LP - List Price POR: Price On Request

For communication to be used with 3NX8201



HRC fuses (BS) 3NW

- 2A-800A
- Rated at 415V AC/240V DC
- Breaking capacity 80kA (AC)



Blade tag

Rated current (A)	Type	Unit MRP* ₹	Std. pkg.** (nos.)
2	■ 3NWN52	135.-	20
4	■ 3NWN54	135.-	20
6	■ 3NWN56	135.-	20
10	■ 3NWN510	135.-	20
16	■ 3NWN516	135.-	20
20	■ 3NWN520	160.-	20
25	■ 3NWN525	160.-	20
32	■ 3NWN532	160.-	20

Offset tag

Rated current (A)	Type	Unit MRP* ₹	Std. pkg.** (nos.)
2	3NWTIA2	195.-	20
4	3NWTIA4	195.-	20
6	3NWTIA6	195.-	20
10	■ 3NWTIA10	215.-	20
16	■ 3NWTIA16	215.-	20
20	■ 3NWTIA20	215.-	20
25	■ 3NWTIA25	215.-	20
32	■ 3NWTIA32	215.-	20
40	3NWTIS40	295.-	20
50	■ 3NWTIS50	295.-	20
63	■ 3NWTIS63	295.-	20
80	3NWTCP80	765.-	10
100	■ 3NWTCP100	765.-	10
125	3NWTFP125	1550.-	5
160	3NWTFP160	1550.-	5
200	3NWTFP200	1550.-	5

Central tag

Rated current (A)	Type	Unit MRP* ₹	Std. pkg.** (nos.)
80	3NWT80	820.-	10
100	3NWT100	820.-	10
125	3NWT125	1695.-	5
160	3NWT160	1695.-	5
200	3NWT200	1695.-	5
250	3NWT250	2340.-	1
315	3NWT315	2340.-	1
355	3NWT355	2725.-	1
400	3NWT400	2725.-	1
500	3NWT500	4290.-	1
630	3NWT630	5220.-	1
710	3NWT710	5965.-	1
800	3NWT800	5965.-	1

Offset tag

Rated current (A)	Type	Unit MRP* ₹	Std. pkg.** (nos.)
6	3NWTSA6	160.-	20
10	3NWTSA10	160.-	20
16	3NWTSA16	160.-	20
20	3NWTSA20	160.-	20
25	3NWTSA25	160.-	20
32	3NWTSA32	160.-	20
36	3NWTSS36	320.-	20
40	3NWTSS40	320.-	20
50	3NWTSS50	320.-	20
63	3NWTSS63	320.-	20
80	3NWTSDS80	605.-	20
100	3NWTSDS100	605.-	20
125	3NWTSP125	760.-	5
160	3NWTSP160	825.-	5
200	3NWTSP200	760.-	5

Central tag

Rated current (A)	Type	Unit MRP* ₹	Std. pkg.** (nos.)
80	3NWTSDC80	730.-	10
100	3NWTSDC100	730.-	10
125	3NWTSF125	765.-	5
160	3NWTSF160	765.-	5
200	3NWTSF200	765.-	5
250	3NWTSK250	1835.-	1
315	3NWTSK315	1835.-	1
355	3NWTSM355	3060.-	1
400	3NWTSM400	3060.-	1
450	3NWTST450	2540.-	1
500	3NWTST500	2540.-	1
560	3NWTSL560	4850.-	1
630	3NWTSL630	4110.-	1
800	3NWTSL800	5935.-	1

Fuse holders (for fuses type 3NW TIA, TSA, TIS, TSS, TSDS)

Rated current (A)	Type	Unit MRP* ₹	Std. pkg.** (nos.)
32	3NWC32F9	2945.-	10
63	3NWC63F9	3455.-	10
100	3NWC100F9	3810.-	10

Fuse holders (for fuses Type 3NW NS) & Isolating link

Rated current (A)	Type	Unit MRP* ₹	Std. pkg.** (nos.)
20	■ 3NW20NSF	310.-	10
32	■ 3NW32NSF	390.-	10
32A (Iso. Link)	■ 3NW32NSL	170.-	10

** Purchase MOQ for our authorised dealers is in multiples of standard packing, please contact your nearest Siemens Sales Office for further details

■ Stock items

* MRP - Maximum Retail Price

Please order in multiples of standard packing.

Fuses for semiconductor protection - SITOR 3NE / 3NC

- Current Range upto 2400A
- Operating voltage: 500V - 2500V AC
- Suitable for mounting in fuse base / SDF / busbars

3NE4 type

Rated voltage (V)	Rated current (A)	Type	Utilization category	DIN size	Unit LP* ₹	Std. pkg.** (nos.)
1000	32	3NE4101	gR	0	3360.-	3
	40	3NE4102	gR	0	3370.-	3
	50	3NE4117	gR	0	3540.-	3
	80	3NE4120	aR	0	3825.-	3
	100	3NE4121	aR	0	4195.-	3
	125	3NE4122	aR	0	4505.-	3
	160	3NE4124	aR	0	4960.-	3

Rated voltage (V)	Rated current (A)	Type	Utilization category	DIN size	Unit LP* ₹	Std. pkg.** (nos.)
800	250	3NE43276	aR	-	8930.-	1
	315	3NE43306	aR	-	9220.-	1
	450	3NE43336	aR	-	9635.-	1
	500	3NE43346	aR	-	9715.-	1
	710	3NE43376	aR	-	10865.-	1

3NE8 type¹⁾ 690 V AC

Rated current (A)	Type	Utilization category	Size	Unit LP* ₹	Std. pkg.** (nos.)
25	3NE80151	gR	00	7125.-	3
35	3NE80031	gR	00	7125.-	3
50	3NE80171	gR	00	7125.-	3
63	3NE80181	gR	00	7125.-	3
80	3NE80201	aR	00	7905.-	3
100	3NE80211	aR	00	8275.-	3
125	3NE80221	aR	00	8400.-	3
160	3NE80241	aR	00	9220.-	3
200	3NE12252	gR	1	23320.-	3
250	3NE12272	gR	1	24110.-	3
315	3NE12302	gR	1	24940.-	3
350	3NE13312	gR	2	33010.-	3
400	3NE13322	gR	2	42395.-	3
450	3NE13332	gR	2	35470.-	3
500	3NE13342	gR	2	36865.-	3
560	3NE14352	gR	3	45805.-	3
630	3NE14362	gR	3	47525.-	3
670	3NE14472	gR	3	48565.-	3
710	3NE14372	gR	3	50645.-	3
800	3NE14382	gR	3	54425.-	3
850	3NE14482	gR	3	59240.-	3

Note: For current ratings > 1600A ,Operating voltage > 2000V AC please contact your nearest Siemens Sales Office.

¹⁾ Suitable for mounting on fuse base / 3KL8 / 3NP1

** Purchase MOQ for our authorised dealers is in multiples of standard packing, please contact your nearest Siemens Sales Office for further details

■ Stock items

* LP - List Price

Please order in multiples of standard packing.

3NE9 type 600 V AC

Rated current (A)	Type	Utilization category	Size	Unit LP* ₹	Std. pkg.** (nos.)
850	3NE94406	gR	-	39785.-	3
1250	3NE9450	aR	-	37495.-	3

3NE1 type¹⁾ 690 V AC

Rated current (A)	Type	Utilization category	DIN Size	Unit LP* ₹	Std. pkg.** (nos.)
16	3NE18130	gS	000	8400.-	3
20	3NE18140	gS	000	8400.-	3
25	3NE18150	gS	000	8400.-	3
35	3NE18030	gS	000	8400.-	3
40	3NE18020	gS	000	8400.-	3
50	3NE18170	gS	000	8400.-	3
63	3NE18180	gS	000	8400.-	3
80	3NE18200	gS	000	8400.-	3
100	3NE10210	gS	00	10845.-	3
125	3NE10220	gS	00	10845.-	3
160	3NE12240	gS	1	25630.-	3
200	3NE12250	gS	1	25630.-	3
250	3NE12270	gS	1	26915.-	3
315	3NE12300	gS	1	28865.-	3
350	3NE13310	gS	2	35840.-	3
400	3NE13320	gS	2	36150.-	3
450	3NE13330	gS	2	36375.-	3
500	3NE13340	gS	2	36920.-	3
560	3NE14350	gS	3	37125.-	3
630	3NE14360	gS	3	38730.-	3
710	3NE14370	gS	3	41330.-	3
800	3NE14380	gS	3	47190.-	3

3NE8 type 690 V AC / 700V DC

Rated current (A)	Type	Utilization category	Size	Unit LP* ₹	Std. pkg.** (nos.)
20	3NE87141	gR	000	POR	10
25	3NE87151	gR	000		10
32	3NE87011	gR	000		10
40	3NE87021	gR	000		10
50	3NE87171	gR	000		10
63	3NE87181	aR	000		10
80	3NE87201	aR	000		10
100	3NE87211	aR	000		10
125	3NE87221	aR	000		10
160	3NE87241	aR	000		10
200	3NE87251	aR	000		10
250	3NE87271	aR	000		10
315	3NE87311	aR	000		10

Fuses for semiconductor protection - SITOR 3NE / 3NC



3NE3 type
1000 V AC

Rated current (A)	Type	Utilization category	DIN Size	Unit LP* ₹	Std. pkg.** (nos.)
100	3NE3221	aR	1	19090.-	3
125	3NE3222	aR	1	19640.-	3
160	3NE3224	aR	1	19640.-	3
200	3NE3225	aR	1	21615.-	3
250	3NE3227	aR	1	22185.-	3
315	3NE32300B	aR	1	23100.-	3
350	3NE3231	aR	1	27425.-	3
400	3NE32320B	aR	1	29375.-	3
450	3NE3233	aR	1	30425.-	3
400	3NE33320B	aR	2	29660.-	3
450	3NE3333	aR	2	31235.-	3
500	3NE33340B	aR	2	31820.-	3
560	3NE3335	aR	2	33020.-	3
630	3NE3336	aR	2	34595.-	3
710*	3NE33378	aR	2	47375.-	3
800*	3NE33388	aR	2	48685.-	3
900*	3NE33408	aR	2	57995.-	3

Rated current (A)	Type	Utilization category	DIN Size	Unit LP* ₹	Std. pkg.** (nos.)
630	3NC33361U	aR	3	POR	1/3
710	3NC33371U	aR	3		1/3
800	3NC33381U	aR	3		1/3
900	3NC33401U	aR	3		1/3
1000	3NC33411U	aR	3		1/3
1100	3NC33421U	aR	3		1/3
1250	3NC33431U	aR	3		1/3

* 710A: 900V AC; 800A: 800V AC; 900A: 690V AC



3NC type
690V AC

Rated current (A)	Type	Utilization category	DIN Size	Unit LP* ₹	Std. pkg.** (nos.)
150	3NC84233C	gR	3	43895.-	3
200	3NC84253C	gR	3	30625.-	3
250	3NC84273C	gR	3	35020.-	3
350	3NC84313C	gR	3	36105.-	3
500	3NC84343C	gR	3	39020.-	3
1000*	3NC84443C	aR	3	70905.-	3

* 1000A, 600V AC



3NE5 type
1500 V AC

Rated current (A)	Type	Utilization category	DIN Size	Unit LP* ₹	Std. pkg.** (nos.)
160	3NE54240C	aR	3	56050.-	2
224	3NE54260C	aR	3	61320.-	2
250	3NE56270C	aR	3	56885.-	3
315	3NE54300C	aR	3	58575.-	2
350	3NE54310C	aR	3	64295.-	2
450	3NE56330C	aR	3	63840.-	3
600	3NE56430C	aR	3	75965.-	3



3NE7 type
2000 V AC

Rated current (A)	Type	Utilization category	DIN Size	Unit LP* ₹	Std. pkg.** (nos.)
200	3NE74250U	aR	3	POR	2
250	3NE74270U	aR	3		2
350	3NE74310U	aR	3		2
400	3NE74320U	aR	3		2
450	3NE76331U	aR	3		2
525	3NE76481U	aR	3		2
630	3NE76361U	aR	3		2
710	3NE76371U	aR	3		2

Fuse bases for SITOR fuses

- With bolt-on links or slotted blade contacts
- 1-pole



Version mm	For fuse series	I _n (A)	U _n (V AC / V DC)	Con-nection bolt	Type	Unit LP* ₹	Std. pkg. (nos.)
75	3NC18	50	690	M5	3NH5723	POR	1/3
80	3NE87, 3NC26	315	690	M8	3NH5023		1/3
	3NE80...3MK	400	690	M10	3NH5323		1/3
	3NC32...1U, 3NE82...3MK	1600	690	M10	3NH5423		
110	3NC24, 3NC33...1U, 3NC34...1U, 3NC84, 3NE1...-3, 3NE32, 3NE33, 3NE34	1250	1250	M10	3NH5463		1/3
	3NE53, 3NE56	630	1800	M10	3NH5473		1/3

Utilization category as per VDE 0636/IEC 60269	
Semiconductor	aR, gR, gS
Cable & Conductor	gG
Motor	aM
1st letter	2nd letter
a = Partial range of protection (accompanied fuses)	G(-L) = Cable & conductor protection (general purpose fuses)
g = Complete range protection (general purpose fuses)	M = Motor protection
	R, S = Semiconductor protection

** Purchase MOQ for our authorised dealers is in multiples of standard packing, contact Siemens Sales Office for further details

* LP - List Price POR: Price On Request

Please order in multiples of standard packing.

Cylindrical Fuses (3NW)

- Rated current 0.5A-100A
- Breaking capacity 100kA
- Operational Class gG and aM



Cylindrical Fuse, Size 10 x 38

Rated Current (A)	Size	Voltage (V)	Type	Unit LP* ₹	Std. pkg.** (nos.)		
0.5A	10 x 38	500	3NW60001	630.-	1/10		
1A			3NW60111	630.-	1/10		
2A			3NW60021	630.-	1/10		
4A			3NW60041	630.-	1/10		
6A			3NW60011	630.-	1/10		
8A			3NW60081	630.-	1/10		
10A			3NW60031	630.-	1/10		
12A			3NW60061	630.-	1/10		
16A			3NW60051	630.-	1/20		
20A			3NW60071	630.-	1/20		
25A			3NW60101	630.-	1/20		
32A			3NW60121	630.-	1/20		
			400	500			

Cylindrical Fuse, Size 14 x 51

Rated Current (A)	Size	Voltage (V)	Type	Unit LP* ₹	Std. pkg.** (nos.)
4A	14 x 51	690	3NW61041	705.-	1/10
6A			3NW61011	705.-	1/10
8A			3NW61081	705.-	1/10
10A			3NW61031	705.-	1/10
12A			3NW61061	705.-	1/10
16A			3NW61051	705.-	1/10
20A			3NW61071	705.-	1/10
25A			3NW61101	705.-	1/10
32A			3NW61121	830.-	1/10
40A			500	690	3NW61171
50A	3NW61201	830.-			1/10



Cylindrical Fuse, Size 22 x 58

Rated Current (A)	Size	Voltage (V)	Type	Unit LP* ₹	Std. pkg.** (nos.)		
16A	22 x 58	690	3NW62051	1220.-	1/10		
20A			3NW62071	1220.-	1/10		
25A			3NW62101	1220.-	1/10		
32A			3NW62121	1220.-	1/10		
40A			3NW62171	1345.-	1/10		
50A			3NW62201	1345.-	1/10		
63A			500	690	3NW62221	1345.-	1/10
80A					3NW62241	1345.-	1/10
100A					3NW62301	1485.-	1/10



Cylindrical Fuse holders

No of Poles	Size	Rating (A)	MW	Type	Unit LP* ₹	Std. pkg.** (nos.)
1P	10 x 38	32A	1	3NW7013	1125.-	1/1
	14 x 51	50A	1.5	3NW7111	3580.-	1/1
	22 x 58	100A	2	3NW7211	5855.-	1/1
1+N	10 x 38	32A	1	3NW7053	2305.-	1/1
	14 x 51	50A	3	3NW7151	7410.-	1/1
	22 x 58	100A	4	3NW7251	12000.-	1/1
2P	10 x 38	32A	2	3NW7023	2260.-	1/1
	14 x 51	50A	3	3NW7121	7135.-	1/1
	22 x 58	100A	4	3NW7221	10105.-	1/1
3P	10 x 38	32A	3	3NW7033	3395.-	1/1
	14 x 51	50A	4.5	3NW7131	10695.-	1/1
	22 x 58	100A	6	3NW7231	15065.-	1/1

Note: Prices for 1+N and 3+N Fuse holder on request

* LP - List Price

Fuse Systems Available

1. Fuses for Photovoltaic application (DC 1000V / 1500V)
2. NEOZED Fuses & Busbar system up to 100A
3. Diazed fuse systems up to 63A
4. Class CC UL fuse links up to 30A

For more details please contact your nearest Siemens Sales Office.



Fuses for Special Applications

1. Rectifiers in Electrolysis system
2. SITOR 8QG 10/11 thyristor sets
3. Mounting in railway supply rectifier

For more details please contact your nearest Siemens Sales Office.





5SD Surge Protection Devices

Safe & Reliable

Surge Protection Devices are available in the following types:

Type 1 - For incoming power supply panels, in buildings with lightning protection system. Must be accompanied by downstream SPD

Type 2 - For distribution panels located downstream of Type 1 protectors or in incoming supply panels in areas of low exposure to lightning strikes, where the building is not fitted with lightning protection system

Type 3 - Always installed downstream of Type 2 protection designed to protect sensitive equipment or equipment located more than 20m downstream of Type 2 SPD

www.siemens.co.in

SIEMENS



IoT-Cloud apps and remote monitoring
→ "Cloud / apps"



Connectivity and on-premise monitoring
→ "Software / gateway"



Field devices and sensors
→ "Things"



SENTRON
Powermind



7KN Powercenter 3000



977-3513-771 | sales@sapowercontrol.com

SENTRON Digitalization Solution

Intelligent power distribution management

Secure. Scalable. Customizable.

Turn your LV Panels into IoT enabled digital switchboards with benefits like:



On-site or cloud-based data visualization and analysis



Fulfill regulatory requirements (e.g., ISO 50001)



Energy transparency and efficiency without compromising security



Reduce unplanned downtime with condition monitoring

Siemens/SENTRON-Digitalization

Insights Hub



Watts



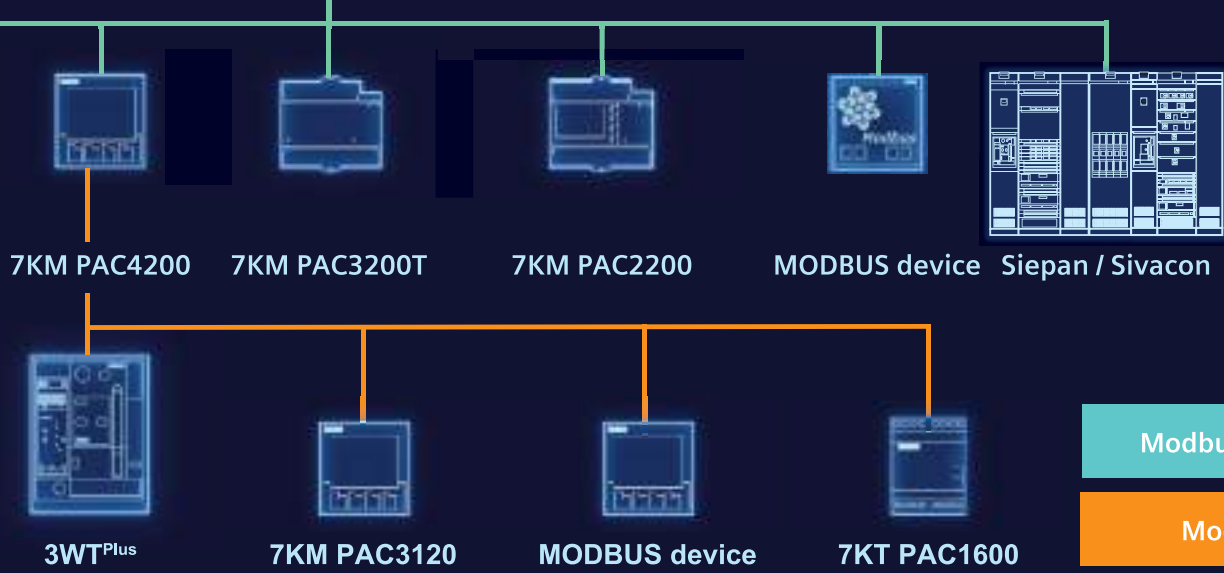
SETRON powermanager



SETRON powerconfig



Adaptive web interface



Modbus TCP / HTTP

Modbus RTU

Scan to explore



SIEMENS

Power distribution for the digital world

SIEPAN 8PU Low Voltage Switchboards



Licensed
Partner

For
SIEPAN 8PU

SIEMENS

Welcome to the world of digitalization with LV Panels

Industry 4.0 is a name for the current trend of automation and data exchange in manufacturing technologies. It includes cyber-physical systems, the Internet of things, cloud computing and cognitive computing. Industry 4.0 creates what has been called a "smart factory".

SIEMENS LV Panels helps our customers stride into the new & exciting world of digitalization.

For more information call us on 1800 209 1800

For Life Cycle Support of Products, Systems and Solutions call us on 1800 209 0987

www.siemens.com/siepan-details

SIEMENS

Fuseless selection Iq = 50 kA, IS/IEC:60947-4-1 (3VM with 3RT & 3RU)

Suitable for IE2 motors

- The selection is valid only for complete Siemens combinations i.e MCCB + Contactor + Birelay mentioned below.
- In case this combination is changed to accommodate another brand / rating of MCCB / contactor / birelay, it shall be the responsibility of the person making such a change to assure the coordination.
- Selection is for normal starting conditions with starting time ≤ 6 seconds. (For heavy starting applications e.g. ID/FD fans, reciprocating compressor, ball mills etc., please consult Siemens.)
- Magnetic setting of Circuit breaker to be done as per starting current of Motor
- For charts with 3VM MCCB for ratings below 75kW, please consult Siemens.
- **Recommended selection.**

Direct-on-line feeder

kW 415V, 3ph, 50/60 Hz	Rated current IL (A)	Breaking Capacity Iq	Circuit Breaker		Contactor		Bi-relay	
			MCCB	Rated current In (A)	Type	Amp	Type	Range (A)
75	134	50kA	3VM1216-5MH32-0AA0	160	3RT1055	150	3RU2156-5DB10-8K	110 - 160
90	160	50kA	3VM1220-5MH32-0AA0	200	3RT1056	185	3RU2156-5EB10-8K	140 - 200
110	190	50kA	3VM1325-5MH32-0AA0	250	3RT1064	225	3RU2166-5FB10-8K	180 - 250
132	228	50kA	3VM1325-5MH32-0AA0	250	3RT1065	265	3RU2166-5GB10-8K	220 - 320
160	269	50kA	3VM1332-5MH32-0AA0	320	3RT1066	300	3RU2166-5GB10-8K	220 - 320
200	335	50kA	3VM1440-5MH32-0AA0	400	3RT1075	400	3RU2176-5HB10-8K	280 - 400
250	418	50kA	3VM1450-5MH32-0AA0	500	3RT1076	500	3RU2176-5JB10-8K	350 - 500

Star-Delta feeder

kW 415V, 3ph, 50/60 Hz	Rated current IL (A)	Phase Current Iph (A)	Breaking Capacity Iq	Circuit Breaker		Contactor (Line/Delta)		Contactor (Star)		Bi-relay	
				MCCB	Rated current In (A)	Type	Amp	Type	Amp	Type	Range (A)
75	134	78	50kA	3VM1216-5MH32-0AA0	160	3RT1054	115	3RT2037	65	3RU2156-5BB10-8K	70 - 100
90	160	93	50kA	3VM1220-5MH32-0AA0	200	3RT1055	150	3RT2038	80	3RU2156-5BB10-8K	70 - 100
110	190	110	50kA	3VM1325-5MH32-0AA0	250	3RT1056	185	3RT2046	95	3RU2156-5CB10-8K	90 - 125
132	228	132	50kA	3VM1325-5MH32-0AA0	250	3RT1056	185	3RT1054	115	3RU2156-5DB10-8K	110 - 160
160	269	156	50kA	3VM1332-5MH32-0AA0	320	3RT1064	225	3RT1054	115	3RU2156-5EB10-8K	140 - 200
200	335	194	50kA	3VM1440-5MH32-0AA0	400	3RT1065	265	3RT1055	150	3RU2166-5FB10-8K	180 - 250
250	418	243	50kA	3VM1450-5MH32-0AA0	500	3RT1066	300	3RT1056	185	3RU2166-5GB10-8K	220 - 320

Note: For ratings below 75kW, with SCPD 3RV MPCB, please refer to Low Voltage Control Products Price List or please contact your nearest Siemens Sales Office.

Fuseless selection Iq = 50 kA, IS/IEC:60947-4-1 (3VA with 3RT & 3RU)

Suitable for IE3 motors

- The selection is valid only for complete Siemens combinations i.e MCCB + Contactor + Bi-relay mentioned below.
- In case this combination is changed to accommodate another brand / rating of MCCB / contactor / bi-relay, it shall be the responsibility of the person making such a change to assure the coordination.
- Selection is for normal starting conditions with starting time ≤ 6 seconds. (For heavy starting applications e.g. ID/FD fans, reciprocating compressor, ball mills etc., please consult Siemens.)
- Ratio of starting current to rated current: In accordance to IS12615:2018
- Magnetic setting of Circuit breaker to be done as per starting current of Motor
- For charts with 3VA MCCB for ratings below 37kW, please consult Siemens.
- **Recommended selection.**

Direct-on-line feeder

kW 415V, 3ph, 50/60 Hz	Rated current IL (A)	Breaking Capacity Iq	Circuit Breaker		Contactor		Bi-relay	
			MCCB	Rated current In (A)	Type	Rating (A)	Type	Range (A)
37	64	50kA	3VA1180-5MH32-0AA0	80	3RT2038	80	3RU2136-4KB0	62...73
45	77	50kA	3VA1110-5MH32-0AA0	100	3RT2046	95	3RU2146-4LB0	70...90
55	94	50kA	3VA1112-5MH32-0AA0	125	3RT1054	115	3RU2156-5CB10-8K	90...125
75	132	50kA	3VA1216-5MH32-0AA0	160	3RT1055	150	3RU2156-5DB10-8K	110-160
90	155	50kA	3VA1220-5MH32-0AA0	200	3RT1056	185	3RU2156-5EB10-8K	140-200
110	186	50kA	3VA1325-5MH32-0AA0	250	3RT1064	225	3RU2166-5EB10-8K	140-200
132	220	50kA	3VA1325-5MH32-0AA0	250	3RT1065	265	3RU2166-5FB10-8K	180-250
160	267	50kA	3VA1332-5MH32-0AA0	320	3RT1075	400	3RU2166-5GB10-8K	220-320
200	332	50kA	3VA1440-5MH32-0AA0	400	3RT1075	400	3RU2176-5HB10-8K	280-400
250	416	50kA	3VA1450-5MH32-0AA0	500	3RT1076	500	3RU2176-5JB10-8K	350-500

Star-Delta feeder

kW 415V, 3ph, 50/60 Hz	Rated current IL (A)	Phase Current Iph (A)	Breaking Capacity Iq	Circuit Breaker		Contactor (Line/ Delta)		Contactor (Star)		Bi-relay	
				MCCB	Rated current In (A)	Type	Rating (A)	Type	Rating (A)	Type	Range (A)
37	64	37	50kA	3VA1180-5MH32-0AA0	80	3RT2037	65	3RT2027	32	3RU2136-4GB0	36...45
45	77	45	50kA	3VA1110-5MH32-0AA0	100	3RT2038	80	3RT2035	40	3RU2136-4HB0	40...50
55	94	54	50kA	3VA1112-5MH32-0AA0	125	3RT2038	80	3RT2036	50	3RU2136-4QB0	47...57
75	132	76	50kA	3VA1216-5MH32-0AA0	160	3RT1054	115	3RT2037	65	3RU2156-5BB10-8K	70-100
90	155	90	50kA	3VA1220-5MH32-0AA0	200	3RT1055	150	3RT2038	80	3RU2156-5BB10-8K	70-100
110	186	108	50kA	3VA1325-5MH32-0AA0	250	3RT1056	185	3RT2046	95	3RU2156-5CB10-8K	90-125
132	220	128	50kA	3VA1325-5MH32-0AA0	250	3RT1056	185	3RT1054	115	3RU2156-5DB10-8K	110-160
160	267	155	50kA	3VA1332-5MH32-0AA0	320	3RT1064	225	3RT1054	115	3RU2156-5EB10-8K	140-200
200	332	193	50kA	3VA1440-5MH32-0AA0	400	3RT1065	265	3RT1055	150	3RU2166-5FB10-8K	180-250
250	416	241	50kA	3VA1450-5MH32-0AA0	500	3RT1066	300	3RT1056	185	3RU2166-5GB10-8K	220-320

Note: For ratings below 37kW, with SCPD 3RV MPCB, please refer to Low Voltage Control Products Price List or please contact your nearest Siemens Sales Office.

Fuse protected selection type 2, Iq = 50kA, IS/IEC:60947-4-1 (3KL with 3RT & 3RU)

Suitable for IE2 motors

- The selection is valid only for complete Siemens combinations i.e. SDF + DIN Fuse + Contactor + Bi-Relay (+ timer).
- In case this combination is changed to accommodate another brand/rating of SDF/DIN Fuse/Contactor/BMR, it shall be the responsibility of the person making such a change to assure type 2 performance.
- Selection is for normal starting conditions (class 10 feeder). (For heavy starting applications e.g. ID/FD fans, reciprocating compressor, ball mills etc., please consult Siemens.)
- The electronic star-delta timer type 3RP should be used in star-delta feeders.
- SDF: Switch Disconnecter Fuse. All fuses are DIN HRC type.
- Tested Type 2 combinations
- Low LCC = Low Life Cycle Cost

Direct-on-line feeder, for Low LCC

SL Motor		SDF		Fuse		Contactor		Bi-Relay	
kW 415V, 3ph, 50/60 Hz	I _L Amps	Type	Amp	Type	Amps	Type	Rating Amps	Type	Set-Range Amp
0.37	1.1	3KL811	20	3NA78040RC	4	3RT2015	7	3RU2116-0KB0	0.9 ... 1.25
0.55	1.4	3KL811	20	3NA78040RC	4	3RT2015	7	3RU2116-1AB0	1.1 ... 1.6
0.75	1.7	3KL811	20	3NA78010RC	6	3RT2015	7	3RU2116-1BB0	1.4 ... 2
1.1	2.4	3KL811	20	3NA78010RC	6	3RT2015	7	3RU2116-1DB0	2.2 ... 3.2
1.5	3.2	3KL811	20	3NA78030RC	10	3RT2015	7	3RU2116-1EB0	2.8 ... 4
2.2	4.8	3KL811	20	3NA78050RC	16	3RT2015	7	3RU2116-1GB0	4.5 ... 6.3
3.7	7.4	3KL811	20	3NA78070RC	20	3RT2024	12	3RU2126-1JB0	7...10
5.5	11.2	3KL812	32	3NA78100RC	25	3RT2024	12	3RU2126-1KB0	9 ... 12.5
7.5	15	3KL812	32	3NA78120RC	32	3RT2025	17	3RU2126-4AB0	11 ...16
11	21	3KL815	63	3NA78200RC	50	3RT2027	32	3RU2126-4DB0	20 ... 25
15	28	3KL815	63	3NA78220RC	63	3RT2035	40	3RU2136-4EB0	22 ... 32
18.5	34	3KL821	100	3NA78240RC	80	3RT2035	40	3RU2136-4FB0	28 ... 40
22	40	3KL821	100	3NA78240RC	80	3RT2036	50	3RU2136-4GB0	36 ... 45
30	57	3KL821	100	3NA78300RC	100	3RT2037	65	3RU2136-4QB0	47 ... 57
37	64	3KL822	125	3NA78320RC	125	3RT2038	80	3RU2136-4KB0	62 ... 73
45	77	3KL822	125	3NA78320RC	125	3RT2046	95	3RU2136-4RB0	70 ... 80
55	101	3KL823	160	3NA78360RC	160	3RT1054	115	3RU2156-5CB10-8K	90 ... 125
75	134	3KL831	200	3NA71400RC	200	3RT1055	150	3RU2156-5DB10-8K	110 ... 160
90	160	3KL832	250	3NA71440RC	250	3RT1056	185	3RU2156-5EB10-8K	140 ... 200
110	190	3KL832	250	3NA71440RC	250	3RT1064	225	3RU2166-5FB10-8K	180 ... 250
132	228	3KL833	315	3NA72520RC	315	3RT1065	265	3RU2166-5FB10-8K	180 ... 250
160	269	3KL834	400	3NA72600RC	400	3RT1066	300	3RU2166-5GB10-8K	220 ... 320
200	350	3KL841	500	3NA33650RC	500	3RT1075	400	3RU2176-5HB10-8K	280 ... 400
250	430	3KL841	500	3NA33650RC	500	3RT1076	500	3RU2176-5JB10-8K	350 ... 500

Star-Delta feeder, for Low LCC

SL Motor			SDF		HRC Fuses		Contactor Line/Delta		Contactor Star		Bi-Relay		Timer
kW 415V, 3ph, 50/60 Hz	I _L Amps	I _{Ph} Amps	Type	Rating Amps	Type	Rating Amps	Type	Rating Amps	Type	Rating Amps	Type	Set-Range Amp	Type
4	7.8	4.5	3KL811	20	3NA78030RC	10	3RT2023	9	3RT2023	9	3RU2126-1FB0	3.5 ... 5	3RP15
5.5	11.2	6.5	3KL811	20	3NA78050RC	16	3RT2023	9	3RT2023	9	3RU2126-1HB0	5.5 ... 8	3RP15
7.5	15	9.2	3KL811	20	3NA78070RC	20	3RT2024	12	3RT2023	9	3RU2126-1JB0	7 ... 10	3RP15
11	21	12	3KL812	32	3NA78100RC	25	3RT2025	17	3RT2023	9	3RU2126-1KB0	9 ... 12.5	3RP15
15	28	16.2	3KL812	32	3NA78120RC	32	3RT2026	25	3RT2025	17	3RU2126-4BB0	14 ... 20	3RP15
18.5	34	19.7	3KL815	63	3NA78200RC	50	3RT2027	32	3RT2026	25	3RU2126-4CB0	17 ... 22	3RP15
22	40	23.2	3KL815	63	3NA78200RC	63	3RT2035	40	3RT2026	25	3RU2136-4DB0	18 ... 25	3RP15
30	57	30.6	3KL821	100	3NA78220RC	80	3RT2035	40	3RT2026	25	3RU2136-4EB0	22 ... 32	3RP15
37	64	37.5	3KL821	100	3NA78240RC	80	3RT2035	40	3RT2027	32	3RU2136-4FB0	28 ... 40	3RP15
45	77	45	3KL821	100	3NA78300RC	100	3RT2037	65	3RT2028	40	3RU2136-4HB0	40 ... 50	3RP15
55	101	55.4	3KL821	100	3NA78300RC	100	3RT2037	65	3RT2035	40	3RU2136-4JB0	54 ... 65	3RP15
75	134	75.6	3KL823	160	3NA78360RC	160	3RT2038	80	3RT2037	65	3RU2136-4RB0	70 ... 80	3RP15
90	156	90	3KL823	160	3NA78360RC	160	3RT2046	95	3RT2038	80	3RU2146-4LB0	70 ... 90	3RP15
110	190	113	3KL831	200	3NA71400RC	200	3RT1054	115	3RT1054	115	3RU2156-5CB10-8K	90 ... 125	3RP15
132	228	133	3KL832	250	3NA71440RC	250	3RT1055	150	3RT1054	115	3RU2156-5DB10-8K	110 ... 160	3RP15
160	269	162	3KL833	315	3NA72520RC	315	3RT1056	185	3RT1054	115	3RU2156-5EB10-8K	140 ... 200	3RP15
200	350	202	3KL834	400	3NA72600RC	400	3RT1064	225	3RT1056	185	3RU2166-5FB10-8K	180 ... 250	3RP15
250	430	248	3KL841	500	3NA33650RC	500	3RT1075	400	3RT1065	265	3RU2166-5GB10-8K	220 ... 320	3RP15

Fuse protected selection type 2, Iq = 50kA, IS/IEC:60947-4-1 (3KL with 3TF & 3UA)

Suitable for IE2 motors

- The selection is valid only for complete Siemens combinations i.e. SDF + DIN Fuse + Contactor + Birelay (+ timer).
- In case this combination is changed to accommodate another brand/rating of SDF/DIN Fuse/Contactor/BMR, it shall be the responsibility of the person making such a change to assure type 2 performance.
- Selection is for normal starting conditions with starting time ≤ 6 seconds. (For heavy starting applications e.g. ID/FD fans, reciprocating compressor, ball mills etc., please consult Siemens.)
- At 60°C service temperature the bi-relay has to be derated. The bi-relay can be used upto the maximum current setting indicated. For example - A bi-relay with setting 32-50A, at 60°C can be used only upto 47A. This however does not mean that at 60°C, the 50A setting corresponds to 47A. It means that, the bi-relay should not be set beyond 47A.
- The electronic star-delta timer type 3RP should be used in star-delta feeders.
- SDF: Switch Disconnector Fuse. All fuses are DIN HRC type.
- Tested Type 2 combinations
- Low LCC = Low Life Cycle Cost

Direct-on-line feeder, for Low LCC

SL Motor	Motor	SDF		HRC Fuse		Contactor		Bi-Relay		Bi-Relay	
kW 415V, 3ph, 50Hz	I _L Amp	Type	Rating	Type	Amp	Type	Amp	Type (50°C)	Set-Range Amp	Type (60°C)	Available Set-Range Amp
0.37	1	3KL811	20	3NA78040RC	4	3TF30	9	3UA5000-0K	0.8 - 1.25	3UA5000-0K	0.8 - 1.17
0.55	1.3	3KL811	20	3NA78040RC	4	3TF30	9	3UA5000-1A	1 - 1.6	3UA5000-1A	1 - 1.5
0.75	1.9	3KL811	20	3NA78010RC	6	3TF30	9	3UA5000-1B	1.25 - 2	3UA5000-1B	1.6 - 2.3
1.1	2.6	3KL811	20	3NA78010RC	6	3TF30	9	3UA5000-1D	2 - 3.2	3UA5000-1D	2 - 3
1.5	3.7	3KL811	20	3NA78030RC	10	3TF30	9	3UA5000-1E	2.5 - 4	3UA5000-1E	2.5 - 3.7
2.2	4.8	3KL811	20	3NA78050RC	16	3TF30	9	3UA5000-1F	3.2 - 5	3UA5000-1G	4 - 5.9
3.7	7.8	3KL811	20	3NA78070RC	20	3TF30	9	3UA5000-1H	5 - 8	3UA5000-1J	6.3 - 9.4
5.5	11.2	3KL812	32	3NA78100RC	25	3TF31	12	3UA5000-1K	8 - 12.5	3UA5000-1K	8 - 11.7
7.5	16	3KL812	32	3NA78120RC	32	3TF32	16	3UA5200-2A	10 - 16	3UA5200-2B	12.5 - 18.7
9.3	19	3KL815	63	3NA78200RC	50	3TF34	32	3UA5500-2B	12.5 - 20	3UA5500-2C	16 - 23.4
11	20.8	3KL815	63	3NA78200RC	50	3TF34	32	3UA5500-2C	16 - 25	3UA5500-2C	16 - 23.4
15	28	3KL815	63	3NA78220RC	63	3TF34	32	3UA5500-2D	20 - 32	3UA5500-2D	20 - 30
18.5	34	3KL815	63	3NA78220RC	63	3TF35	38	3UA5500-2Q	25 - 36	3UA5500-2R	32 - 37.4
22	40	3KL817	100	3NA78240RC	80	3TF46	45	3UA5800-2FZ1	32 - 50	3UA5800-2FZ1	32 - 47
30	53	3KL817	100	3NA78300RC	100	3TF47	63	3UA5800-2TZ1	40 - 57	3UA5800-2PZ1	50 - 59
37	65	3KL822	125	3NA78320RC	125	3TF477	70	3UA5800-2VZ2	57 - 70	3UA5800-2VZ2	57 - 65.5
45	78	3KL822	125	3NA78320RC	125	3TF49	85	3UA5800-8YZ1	70 - 95	3UA5800-8YZ1	70 - 88.9
55	96	3KL823	160	3NA78360RC	160	3TF50	110	3UA5830-5C	85 - 105	3UA5830-5C	85 - 98.2
75	131	3KL831	200	3NA71400RC	200	3TF51	140	3UA6230-5A	85 - 135	3UA6230-5B	115 - 168
90	156	3KL832	250	3NA71440RC	250	3TF52	170	3UA6230-5B	115 - 180	3UA6230-5B	115 - 168
110	189	3KL832	250	3NA71440RC	250	3TF53	205	3UA6230-5C	160 - 250	3UA6230-5C	160 - 234
132	227	3KL833	315	3NA72520RC	315	3TF54	250	3UA6230-5C	160 - 250	3UA6230-5C	160 - 234
160	271	3KL834	400	3NA72600RC	400	3TF55	300	3UA6230-5D	200 - 320	3UA6230-5D	200 - 299
200	339	3KL841	500	3NA33650RC	500	3TF56	400	3UA6230-5E	250 - 400	3UA6230-5E	250 - 374
250	398	3KL841	500	3NA33650RC	500	3TF57	475	3UA6830-5F	320 - 500	3UA6830-5F	320 - 468

Star-Delta feeder, for Low LCC

SL Motor	Motor		SDF		HRC Fuses		Contactor Line/Delta		Contactor Star		Bi-Relay		Bi-Relay		Timer
kW 415V, 3ph, 50Hz	I _L Amp	I _{ph} Amp	Type	Rating	Type	Amp	Type	Amp	Type	Amp	Type (50°C)	Set-Range Amp	Type (60°C)	Available Set-Range Amp	Type
3.7	7.8	4.5	3KL811	20	3NA78030RC	10	3TF30	9	3TF30	9	3UA5000-1F	3.2-5	3UA5000-1F	3.2-4.7	3RP15
5.5	11.2	6.5	3KL811	20	3NA78050RC	16	3TF30	9	3TF30	9	3UA5000-1H	5-8	3UA5000-1H	5-7.5	3RP15
7.5	16	9.2	3KL811	20	3NA78070RC	20	3TF31	12	3TF30	9	3UA5000-1J	6.3-10	3UA5000-1J	6.3-9.4	3RP15
9.3	19	11	3KL812	32	3NA78100RC	25	3TF31	12	3TF30	9	3UA5000-1K	8-12.5	3UA5000-1K	8-11.7	3RP15
11	20.8	12	3KL812	32	3NA78100RC	25	3TF31	12	3TF30	9	3UA5000-1K	8-12.5	3UA5000-2S	10-13.6	3RP15
15	28	16.2	3KL812	32	3NA78120RC	32	3TF33	22	3TF32	16	3UA5200-2B	12.5-20	3UA5200-2B	12.5-18.7	3RP15
18.5	34	19.7	3KL815	63	3NA78200RC	50	3TF34	32	3TF34	32	3UA5500-2B	12.5-20	3UA5500-2C	16-23.4	3RP15
22	40	23.2	3KL815	63	3NA78200RC	50	3TF34	32	3TF34	32	3UA5500-2C	16-25	3UA5500-2D	22-30	3RP15
30	53	30.6	3KL815	63	3NA78220RC	63	3TF34	32	3TF34	32	3UA5500-2D	20-32	3UA5500-2Q	25-33.7	3RP15
37	65	37.5	3KL817	100	3NA78240RC	80	3TF35	38	3TF34	32	3UA5500-2R	32-40	3UA5500-8M	36-45	3RP15
45	78	45	3KL817	100	3NA78300RC	100	3TF46	45	3TF34	32	3UA5800-2FZ1	32-50	3UA5800-2FZ1	32-47	3RP15
55	96	55.4	3KL817	100	3NA78300RC	100	3TF47	63	3TF34	32	3UA5800-2TZ1	40-57	3UA5800-2PZ1	50-59	3RP15
75	131	75.6	3KL823	160	3NA78360RC	160	3TF49	85	3TF47	63	3UA5800-8YZ1	70-95	3UA5800-8YZ1	70-88.9	3RP15
90	156	90.1	3KL823	160	3NA78360RC	160	3TF50	110	3TF47	63	3UA5830-5B	70-95	3UA5830-5C	85-98.2	3RP15
110	189	109	3KL831	200	3NA71400RC	200	3TF50	110	3TF50	110	3UA5830-5D	95-120	3UA5830-5D	95-112	3RP15
132	227	131.1	3KL832	250	3NA71440RC	250	3TF51	140	3TF50	110	3UA6230-5B	115-180	3UA6230-5B	115-168	3RP15
160	271	156.5	3KL833	315	3NA72520RC	315	3TF52	170	3TF50	110	3UA6230-5B	115-180	3UA6230-5B	115-168	3RP15
200	339	195.7	3KL834	400	3NA72600RC	400	3TF54	250	3TF52	170	3UA6230-5C	160-250	3UA6230-5C	160-234	3RP15
250	398	229.8	3KL841	500	3NA72600RC	400	3TF54	250	3TF54	250	3UA6230-5C	160-250	3UA6230-5D	200-299	3RP15



SIMARIS

software tools

SIMARIS suite: Easy access to SIMARIS planning tools

Integrated and Safe planning of complete power distribution system

SIMARIS design

Power distribution network planning

- From medium-voltage in-feed down to final distribution
- Based on calculations as per IS/ IEC standards
- With automatic selection of appropriate switchgear & components

SIMARIS curves

Visualization & evaluation of:

- Tripping characteristics
- Cut-off current characteristics
- Let-through energy curves

*Download FREE version from www.siemens.com/simaris

www.siemens.com/simaris

SIMARIS Suite

SIMARIS design 24

SIMARIS curves 24

SIMARIS project 24

SIMARIS Online Toolbox

SIEMENS

Available till stocks last

Superswitch 3KL8

Switch Disconnecter fuse: 3KL8 3-pole with Isolable neutral (Open Execution)

Rated current I _e @690V 50Hz	SDF suitable for DIN type HRC fuses	Unit MRP* ₹	SDF suitable for BS type HRC fuses	Unit MRP* ₹	SDF suitable for Cylindrical type HRC fuses	Unit MRP* ₹	Std. pkg. (nos.)
20A	3KL8111-3TA00	4255.-	3KL8111-3TJ00	4120.-	3KL8111-3TC00	4190.-	1
32A	3KL8121-3TA00	4360.-	3KL8121-3TJ00	4260.-	3KL8121-3TC00	4320.-	1
63A	3KL8151-3TA00	6155.-	3KL8151-3TJ00	5955.-	3KL8151-3TC00	6005.-	1
100A	3KL8211-3TA00	12295.-	3KL8211-3TJ00	12065.-			1
125A	3KL8221-3TA00	16080.-	3KL8221-3TJ00	15870.-			1
160A [§]	3KL8231-3TA00	17550.-	3KL8231-3TJ00	17305.-			1
200A	3KL8311-3UA00	22420.-	3KL8311-3UJ00	21700.-			1
250A	3KL8321-3UA00	26360.-	3KL8321-3UJ00	26830.-			1
315A	3KL8331-3UA00	32590.-	3KL8331-3UJ00	31740.-			1
400A [§]	3KL8341-3UA00	39260.-	3KL8341-3UJ00	39850.-			1
500A	3KL8411-3UA00	61425.-	3KL8411-3UJ00	59075.-			1
630A	3KL8421-3UA00	63105.-	3KL8421-3UJ00	61210.-			1
800A [§]	3KL8431-3UA00	68360.-	3KL8431-3UJ00	66340.-			1

Notes:
 3KL8/ 3KA8 is rated for 690V, 50Hz, AC23A Utilisation Category
 \$ AC23A @500V AC
 All SDF Unit MRPs are without fuses
 Unit MRP's are inclusive of front drive (Handle) kit, fuse cover, terminal cover, isolable neutral cover and phase barriers.

Accessories for 3KL8 / 3KA8: 3-pole with Isolable neutral (Open Execution)

Description	3KL81 11/21/51 3KA81 51	Unit MRP* ₹	3KL82 11/21/31 3KA82 11/21/31	Unit MRP* ₹	3KL83 11/21/31/41 3KA83 11/21/41/51	Unit MRP* ₹	3KL84 11/21/31 3KA84 3/4/5/6	Unit MRP* ₹	Std. pkg. (nos.)
Fuse Cover	3KX8150-0AC	515.-	3KX8230-0AC	740.-	3KX8340-0AC	1085.-	3KX8430-0AC	1535.-	1
Terminal Cover (1 set)	-	-	3KX8231-0AC	625.-	3KX8341-0AC	1185.-	3KX8431-0AC	1390.-	1
Isolable Neutral cover	-	-	3KX8232-0AC	315.-	3KX8342-0AC	510.-	3KX8432-0AC	625.-	1
Phase Barrier ^{§§}	3KX8153-0AC	210.-	3KX8233-0AC	210.-	3KX8343-0AC	305.-	3KX8433-0AC	390.-	1

§§For phase barriers of BS type switches please contact your nearest Siemens Sales Office.

SIECAP™ LV Power Capacitors

ND (Normal Duty)

Rated voltage V	kvar @ 50 Hz	Type	Unit LP* ₹	Std. pkg. (nos.)	Rated voltage V	kvar @ 50 Hz	Type	Unit LP* ₹	Std. pkg. (nos.)
440	0.9	4RB2008-3EE50-8K	POR	1	480	1	4RB2010-3EJ50-8K	POR	1
	1	4RB2010-3EE50-8K		1		1.5	4RB2015-3EJ50-8K		1
	1.2	4RB2012-3EE50-8K		1		2	4RB2020-3EJ50-8K		1
	1.5	4RB2015-3EE50-8K		1		2.5	4RB2025-3EJ50-8K		1
	2.1	4RB2021-3EE50-8K		1		4.2	4RB2042-3EJ50-8K		1
	2.5	4RB2025-3EE50-8K		1		5	4RB2050-3EJ50-8K		1
	3	4RB2030-3EE50-8K		1		5.5	4RB2055-3EJ50-8K		1
	4.2	4RB2042-3EE50-8K		1		8.3	4RB2083-3EJ50-8K		1
	5	4RB2050-3EE50-8K		1		10.4	4RB2104-3EJ50-8K		1
	6	4RB2060-3EE50-8K		1		11.1	4RB2111-3EJ50-8K		1
	7	4RB2070-3EE50-8K		1		12.5	4RB2125-3EJ50-8K		1
	7.5	4RB2075-3EE50-8K		1		13.8	4RB2138-3EJ50-8K		1
	8.3	4RB2083-3EE50-8K		1		15	4RB2150-3EJ50-8K		1
	9	4RB2090-3EE50-8K		1		16.7	4RB2167-3EJ50-8K		1
	10	4RB2100-3EE50-8K		1		20.8	4RB2208-3EJ50-8K		1
	12.5	4RB2125-3EE50-8K		1		25	4RB2250-3EJ50-8K		1
	15	4RB2150-3EE50-8K		1		27.7	4RB2277-3EJ50-8K		1
	16.7	4RB2167-3EE50-8K		1		30	4RB2300-3EJ50-8K		1
	20	4RB2200-3EE50-8K		1					
	20.8	4RB2208-3EE50-8K		1					
25	4RB2250-3EE50-8K	1							
28	4RB2280-3EE50-8K	1							
30	4RB2300-3EE50-8K	1							

* Purchase MOQ for our dealers is in multiples of standard packing, please contact your nearest Siemens Sales Office for further details

* LP - List Price POR: Price On Request
 * MRP - Maximum Retail Price

Available till stocks last

3VT MCCBs

Description	Type
3VT Main switching unit without Trip Units	3VT2
3VT Main switching unit without Trip Units	3VT3
3VT Main switching unit without Trip Units	3VT4
3VT Main switching unit without Trip Units	3VT5
3VT Microprocessor Based Trip Unit (ETU)	3VT9
Accessories for 3VT2-5	3VT9...,\ 3VT9..

Discontinued products

3KC Automatic Transfer Controller

Description	Type
ATC 5300	3KC9000-8TL30

Motor control switches 3LA0

Description		Motor output 415V, 50Hz, 3Ph kW	Type
In sheet steel housing	On/Off	7.5	■ 3LA0221-1YA
		30	■ 3LA0621-1YB
	System selector	5.5	3LA0222-1YA
		Reversing	5.5

Control switches 3ST

Switch	Description	Type
2-Pole On-Off ^{1), 2)}	415V, 50Hz/8.5A	■ 3ST1 400-0AF08
3-Pole On-Off ^{1), 2)}		■ 3ST1 400-1AH08
Ammeter selector	0-L1-L2-L3	■ 3ST1 400-2RQ08
Voltmeter selector	0-L1L2-L2L3-L3L1	■ 3ST1 400-1RK08

1) 12th place code '8' represents black knob. Replace it by '9' for red knob.

2) 9th place code 'A' represents rotation < 360°. For 360° rotation, replace it by 'B'

Accessories for Superswitch: 3KL8/ 3KA8

Description	3KL83 11/21/31/41 3KA83 11/21/41	3KL84 11/21/31 3KA84 2/3/4/5/6	Std.pkg. (nos.)
Key interlock	3KX3588-1YP(.)#	3KX3588-1YP(.)#	1

Type of keys are Type A - F depending on the last digit (.) to be replaced by letters A - F.

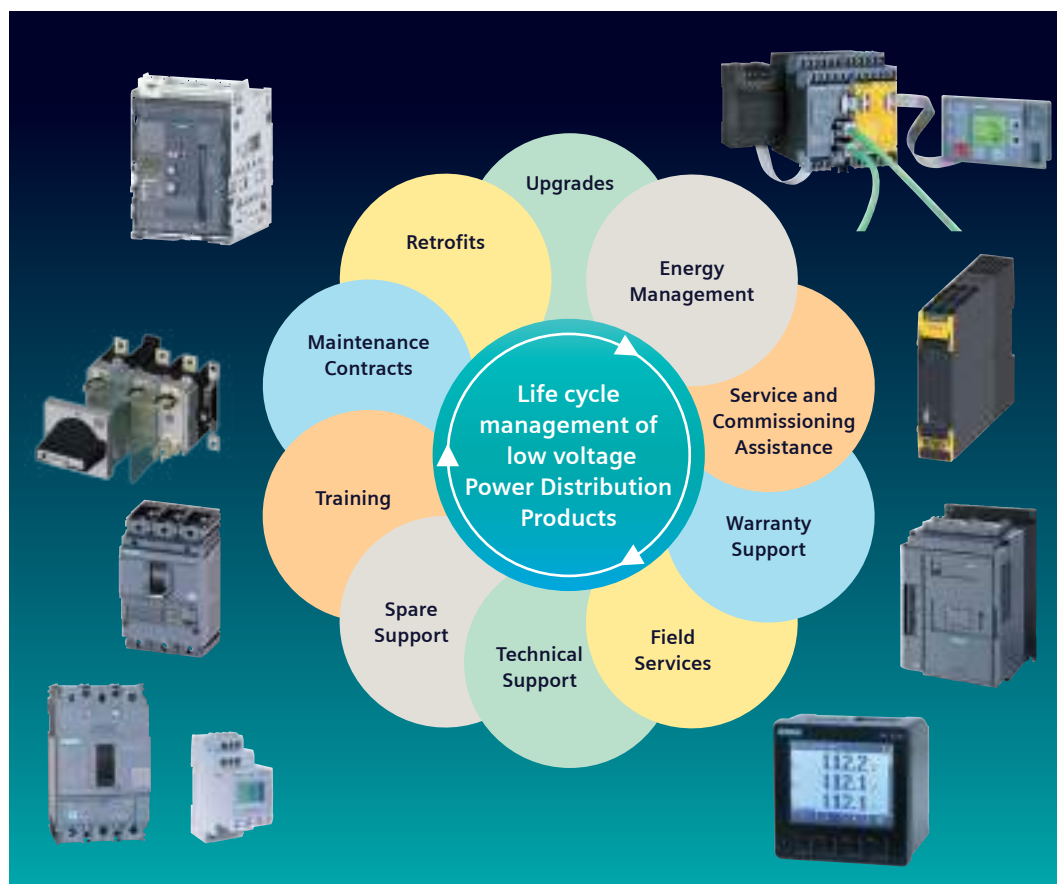
Description	Type
3VL MCCBs	3VL1 - 3VL8
3VL Accessories	3VL9..., \3VL9...

One point contact for your service needs


The comprehensive range of services from Siemens is sure to cover the needs of the most varied users.

We offer structured services, designed to give you valuable support in every phase during the lifecycle of your low voltage products and panels – from warranty support to suitable retrofit solutions.

We educate and help to adopt products and solutions like energy management, condition monitoring, various application with analytic etc. through retrofit and technology upgrade, thereby helping to embark on the digitalization journey easily.



Service & spares for SIEPAN 8PU




- Annual Maintenance contract of LV Switchboards
- Conversion of existing conventional to intelligent MCC
- Ready to use completely prewired draw out modules for MCC
- Upgradation of existing panels with temperature monitoring system

Please get in touch with us for details

CUSTOMER CARE

Toll Free No: 1800220987/18002090987 • E-mail: ics.india@siemens.com

For information on prices of below products please refer to the
Low Voltage Control Products valid Price List



Terms and conditions

Maximum Retail Price (MRP) / List Price (LP) is subject to revision without prior notice.

The company reserves the right to supply goods at its works or godown at its discretion.

The minimum order size for non-stock items (items not marked with ■) is 50 Nos. for each item or ₹ 50,000/- per item.

Export control regulation - retention clause: The fulfillment of the agreement on Siemens part is subject to the provision that this shall not be prevented by implements on the grounds of national and international legal requirements, in particular export control provision.

Stock items

The normal stock items (indicated by ■) are subject to change without prior notice.

Note

- This supercedes all previous Price Lists.
- List Prices (LPs) mentioned are exclusive of all taxes.
- Maximum Retail Prices (MRPs) mentioned in the publication are maximum recommended selling prices.
- Invoice amount not to exceed MRP
- Invoice amount = MRP (less) applicable discount + applicable GST %
- For receiving material in factory sealed packing, we request you to order in multiples of the indicated standard packing quantity.

Ask your nearest Siemens partners to include you in our mailing list.

Always make your purchases only from our authorised dealers. Details available with our sales office/territory managers.

Low Voltage Electrical Products

SINOVA
Simply
Efficient

SIEMENS

Your partners

Sales offices:

Ahmedabad

3rd Floor, Prerna Arbour, Chimanlal Girdharlal Road
Navrangpura, Near Girish Coldrinks
Ahmedabad, Gujrat - 380009
Tel: +91 79 30927600
Fax: +91 79 30927699
E-mail: chandrakant.keshrani@siemens.com

Baroda

Ground Floor, Urja Bhavan, Maneja Works
Opp. Makarpura Railway Station
Vadodara - 390010
Tel: +91 265 3957701
Fax: +91 265 3039190
E-mail: kalpeshkumar.darji@siemens.com

Bengaluru

1st Floor, Jyoti Mahal
No. 49, St. Marks Road
Bengaluru - 560001
Tel: +91 80 33422000
Fax: +91 80 33424131
E-mail: kumar.cvs@siemens.com

Bhubaneshwar

Mobile: +91 8696222212
E-mail: rohit.nandan@siemens.com

Chandigarh

Mobile: +91 9888484066
E-mail: padam.sharma@siemens.com

Territory managers:

Belgaum

2nd Floor, Sharadha Building, Angol - Vadaganv Road
Belgaum - 590006
Mobile: +91 8105592066
E-mail: siddu.mareguddi@siemens.com

Bharuch

Bungalow No. 1, Sanskar Villa, Behind Yogi Petrol Pump
Narmada Chokdi, Zadeshwar, Bharuch - 392011
Mobile: +91 8884000998
E-mail: viral.kachhadia@siemens.com

Bhopal

B-17, Unique Campus, Near Raja Bhoj Square
Bagsewania, Bhopal - 462043
Mobile: +91 9926415756
E-mail: laxmi-narayan.dhakar@siemens.com

Cochin

E27, Federal Park, Vennala PO, Ernakulam - 682028
Mobile: 9447313241
E-mail: max.tom@siemens.com

Guwahati

Shivalaya Housing Society, Flat No. B-3A
Bylane 4, Joymatinagar, Adabari, Pandu
Guwahati - 781012, Assam
Mobile: +91 9864110684
E-mail: biplab.datta@siemens.com

Haridwar

Asha Niwas, Vill. Kandal, P.O. Koti (KP Kshetra)
Athurwala, Near Jollygrant, Uttarakhand - 248001
Mobile: +91 9808380848
E-mail: rahul.kothari@siemens.com

Indore

Flat No. 404 -B, Elite Anmol Apartment, Udaynagar
Sri Mangal Nagar, Bicholi-Hapsi Road, Indore - 452017
Mobile: +91 8600555694
E-mail: paresh.bhachawat@siemens.com

Jalandhar

H.No. 212A, Punjabi Bagh Extn, Near Curo Mall
Jalandhar - 144001, India
Mobile: +91 9876047929
E-mail: sunil.singla@siemens.com

Jodhpur

17 E 730, Chopasni H.B. Colony
Jodhpur - 342008, Rajasthan
Mobile: +91 8003088889
E-mail: ankur.pancholi@siemens.com

Chennai

4th Floor, ETA Mount Central
Seethakathi Business Centre, Mount Road
Chennai - 600006
Tel: +91 44 30474000
Fax: +91 44 30474080
E-mail: muthu.kumar@siemens.com

Coimbatore

Mobile: +91 9894617776, +91 9894617772
E-mail: sivaprakasam.r@siemens.com
rubengerald.s@siemens.com

Delhi / Gurgaon

Plot No. 78, Tower - B
JagaTjit Industries Building (JIL)
Opposite SBI Academy, Sector-18
Gurgaon - 122015
Tel: +91 124 2842000, 3810200
E-mail: manjeet.mor@siemens.com

Hyderabad

5-9-19, 4th Floor, Lakshmi Narasinh Estate
Hyderabad - 500004
Tel: +91 40 23482578
E-mail: pv.ravikiran@siemens.com

Jaipur

Mobile: +91 9818099433
E-mail: rajesh.raina@siemens.com

Kolhapur

Flat No.1, Swapnapirithi Apartment
Near Head Post office, Ramannala
Kolhapur - 416003
Mobile: +91 91 12633253
E-mail: vijaykumar.patil@siemens.com

Kota

A-1, 1st Floor, Shrinath Estate, Railway Station Road
Kota - 324002, Rajasthan
Mobile: +91 9929110493
E-mail: rajendra.kabra@siemens.com

Ludhiana

H.No. 1235, St. No. 3/1, Sardar Nagar, Rahon Road
Near Gurudwara Mata Bhagwanti
Ludhiana - 141007, India.
Mobile: +91 9872419990
E-mail: ravinder.pal@siemens.com

Nagpur

Plot No. 117, 118, 119, Flat No. 202
Yatharth Apartment, Mahalaxmi Society
Manish Nagar, Nagpur - 440015
Mobile: +91 9049610003
E-mail: sanjay.lonkar@siemens.com

Nashik

02, Aravalli Co-Housing Soc., Near Mahila Bank
Indira Nagar, Nashik - 422009
Mobile: +91 9822193204
E-mail: mayur.kulkarni@siemens.com

Raipur

Jr. M.I.G 503 Chilpy Height, Bhawna Nagar
Near Shankar Nagar, Raipur - 492007
Mobile: +91 9926511479
E-mail: ravindra.ughade@siemens.com

Rajkot

D-106, City Elite, Near Rukshmani Park
Raiya Road, Rajkot - 360005
Mobile: +91 9033146951
E-mail: shivang.bhatt@siemens.com

Ranchi

Mobile: +91 7033537344
E-mail: soumitra.dutta@siemens.com

Rourkela

U4/8, Civil Town Ship, Near Sailap Hospital
Rourkela - 769004
Mobile: +91 9861056581
E-mail: ashirbad.das@siemens.com

Jamshedpur

Mobile: +91 8294052647
E-mail: shyamal.bhattacharyya@siemens.com

Kolkata

1st Floor, 43, Shanti Palli
Rashbihari Bypass Connector
Kolkata - 700042
Tel: +91 33 30939000
Fax: +91 33 30939010
E-mail: amarnath.karmakar@siemens.com

Lucknow

Mobile: +91 9918002525
Email: atul.shukla@siemens.com

Mumbai

"Business Centre -1
Kalwa Works, Thane Belapur Road
Thane - 400601
Tel: +91 22 39663000
Fax: +91 22 39663721
E-mail: abhijeet.dandekar@siemens.com

Pune

Tower C, Panchshil Business Park
Survey No. 20, Balewadi
Pune - 411045
Tel: +91 20 30466000
Fax: +91 20 30466060
E-mail: kiran.kanhurkar@siemens.com

Rudrapur

Village - Nawar - Khera
Saheed Rajendra Singh Bhakuni Marg
PO - Kathgodam, Golapar
Haldwani - Distt Nainital, Uttrakhand - 263126
Mobile: +91 9839174578
E-mail: girish.pandey@siemens.com

Sonepat

I-4088, First Floor, Ansal Sushant City, Panipat
Mobile: +91 9911316981
E-mail: mohit.bisaria@siemens.com

Sricity

No. 110/21, Kalpaga Nagar, Padianallur
Redhills, Chennai - 600052
Mobile : 8122072921
E-mail: m.karthikeyan@siemens.com

Surat

A1-504, Shradhdha Flats, Near Swastik Villa
Pal, Surat - 395009
Mobile: +91 9879110276
E-mail: rahul.gangrade@siemens.com

Trichy

S7, Bharat Citi Squares, Fifth Cross, Ramalinga Nager
First Main Road, Woraiyur, Trichy - 620003, India
Mobile: +91 9840255185
E-mail: r.pradeep@siemens.com

Vapi

803, Dream Icon, Dream City
Vapi Silvassa Road, Dunga Vapi - 396193
E-mail: akif.qadeer@siemens.com
Mobile: +91 987021215

Varanasi

Vrindavan Residency, Nuaon Bypass
Tikari Road, Dafi, Varanasi - 221011 (U.P.)
Mobile: +91 9984500021
E-mail: kumardeepak@siemens.com

Vizag

D No. 18-117/5/27, Flat No. 301, Kavya Nivas
Krishna Nagar, Madurawada
Visakhapatnam - 530048
Mobile: +91 9618046037
E-mail: sivadurgaprasad.mondeti@siemens.com

Siemens Limited
Smart Infrastructure
Electrical Products
R&D Technology Centre
Thane Belapur Road
Airoli Node, Navi Mumbai - 400708
For more information contact
toll free 1800 209 1800
E-mail: lvsgr-mktg.india@siemens.com

www.siemens.co.in

Order No.: 114304808
SI-EP-PO-PL-1123
(This replaces SI-EP-PO-PL-1122
dated 15th November, 2022)

Customer Care Toll free no. 1800 209 0987
Email: ics.india@siemens.com

Product upgradation is a continuous process. Hence, data
in this pricelist is subject to change without prior notice.
For the latest information, please get in touch with our
Sales Offices.



SINOVA

Low Voltage Electrical Products

Price List w.e.f. 10th November 2023

SIEMENS

LIST OF SITRAIN - INDIA TRAINING CENTERS

(including Training Service Providers, TSPs)

Code	Title	Location	Days
SIMATIC – Classic STEP 7, Industry 4.0 and Process Instrumentation			
AS-OL-400A	SIMATIC S7-400 with SIMATIC Manager (Advance Course)	Online Training	3 Days
DIGI-IN4.0	Introduction to Industry 4.0	Online Training	3 Days
AS-PI	Process Instrumentation	Online Training	4 Days
TIA Portal Courses			
AS-OL1500B	SIMATIC S7-1500 with TIA Portal V17 (Basic Course)	Online Training	5 Days
AS-1500B	SIMATIC S7-1500 with TIA V17 (Basic Course)	Siemens Ltd., Kalwa	5 Days
AS-1500A	SIMATIC S7-1500 with TIA V17 (Advance Course)	Siemens Ltd., Kalwa	5 Days
AS-OL1500A	SIMATIC S7-1500 with TIA Portal V17 (Advance Course)	Online Training	5 Days
AS-OL-WINT	SIMATIC WinCC SCADA (WinCC Prof) in the TIA Portal	Online Training	5 Days
AS-TIA150F	SIMATIC Distributed Safety on S7-1500F With TIA Portal **New**	Siemens Ltd., Kalwa	3 Days
Process Control System SIMATIC PCS 7			
AS-PCS7B	DCS: SIMATIC PCS 7 Basic	Siemens Ltd., Kalwa	10 Days
AS-PCS7A	DCS: SIMATIC PCS 7 Advance	Siemens Ltd., Kalwa	10 Days
AS-SFP	SIMATIC Fail-safe (Process Safety) Course **New**	Siemens Ltd., Kalwa	3 Days
Drive & Switchgear Technology			
AP-CRANE	Application Based Crane Training	Siemens Ltd., Kalwa	5 Days
DR-S120B	SINAMICS S120 Basic	Siemens Ltd., Kalwa	5 Days
DR-S120A	SINAMICS S120 Advance	Siemens Ltd., Kalwa	5 Days
DR-SIMOB	SIMOTION Basic	Siemens Ltd., Kalwa	5 Days
LV-SM	SIMOCODE AC-Motor Control	Siemens Ltd., Kalwa	3 Days
TIA-MC	Basics of Motion Control 1 in TIA Portal ** New**	Siemens Ltd., Kalwa	4 Days

Code	Title	Location	Days
COMBO Courses **New**			
CO-CLS3040	SIMATIC S7-300 & S7-400 with SIMATIC Manager	Online Training	6 Days
CO-300WIN	SIMATIC S7-300 and WinCC v7.x	Online Training	6 Days
CO-TIA1215	SIMATIC S7-1200 & S7-1500 with TIA Portal	Online Training	6 Days
CO-TIAS120	SIMATIC S7-1500 PLC & SINAMICS S120	Online Training	6 Days
CO-G12S12	SINAMICS G120 & S120 Drives with STARTER	Online Training	6 Days
Maintenance Focused Course **New**			
MFC-G13S12	SINAMICS G130 & S120	Siemens Ltd., Kalwa	5 Days
MFC-R70R80	DC DRIVE 6RA70 & 6RA80	Siemens Ltd., Kalwa	5 Days
MFC-S7400	SIMATIC S7-400 with SIMATIC Manager	Siemens Ltd., Kalwa	3 Days
MFC-S71500	SIMATIC S7-1500 with TIA Portal	Siemens Ltd., Kalwa	3 Days
Blended Training **New**			
BT-1500	Blended Training on SIMATIC S7 1500 with TIA Portal	Online Training	45 Hrs.

Kindly download the SITRAIN app on your mobile from following link for course details

- For Android users:
<https://play.google.com/store/apps/details?id=com.siemens.industry.onlinesupport>
- For Apple users:
<https://apps.apple.com/in/app/industry-online-support/id478868966>

SITRAIN Training in India

SITRAIN India (Kalwa)

Siemens Ltd.
TSDC, Kalwa Works
Opposite Airoli Railway Station
Thane Belapur Road, Airoli
Navi Mumbai - 400708, Maharashtra
Tel: +91-22-39663208
E-mail: customer.training.in@siemens.com



Index

Contents	Page No.
1 Air Circuit Breakers	4-8
Air circuit breakers - 3WJ	6
2 Moulded Case Circuit Breakers	9-14
Moulded case circuit breakers - 3VJ	10
Accessories for 3VJ	14
3 Load Break Switches	15-22
Switch disconnecter fuse - 3KL8 (4P/3PN/3P)	16
Switch disconnecter fuse - 3KL8 (2P)	17
Switch disconnecter fuse in SS housing - 3KL8 (3PN/4P)	17
Switch disconnecter - 3KA8 (2P/3PN/4P)	18
Accessories for 3KL8/ 3KA8 (2P/3P/3PN/4P)	18
Fuse switch disconnecter - 3NJ4	19
On Load Changeover Switch - SINOVA 3KJ	21
Accessories and spares for on load changeover switch	22
4 Energy Management System	23-25
Power Monitoring Devices NEW SMART 7KT	24
5 Control switches - 3LD4	26-32
ON OFF Switches	27
Instrumentation Selector Switch	27
Changeover Switch	28
Phase Changeover Switch (PCS)	28
Breaker Control Switch	29
Multistep Switch	29
6 Fuses	33-35
DIN fuses - 3NA / Fuse bases (DIN)	34
DIN isolating links - 3NG	34
BS fuses - 3NW	35
Fuse holders and accessories for fuses - 3NW	35
7 Switching Devices	36-44
Power contactors - 3TS	37
Accessories and spares for 3TS	37
Capacitor duty contactors - 3TS & 3MT7	39
Converter duty contactors - 3TS	39
2 Pole contactors - 3TS	40
Spares for capacitor duty, converter duty contactors - 3TS & 3MT7	40
4 Pole contactors - 3TS	41
Accessories and spares for 4 pole contactors	42
Single pole LED contactors - 3TS	42
Definite purpose contactors - 42.J & 45.J	44

Contents	Page No.
8 Protection Devices	45-46
Motor protection circuit breakers - 3VS	45
Accessories for 3VS	46
9 Timing and Monitoring Devices	47-48
Timing and Monitoring relays - 7PV0 / 7UG0	47
Plug-in-relays - 7RQ	48
10 Commanding and Signaling Devices	49-51
Indicating lamps 3SB5 (complete and modular)	49
Push button - 3SB5	50
Push button stations - 3SB5	51
Accessories - 3SB5	51
11 Position switches - 3SE5	52-55
12 Betagard Circuit Protection Devices	56-60
Betagard Miniature Circuit Breakers 5SL6, with C characteristics	57
Betagard Miniature Circuit Breakers 5SL4, with C characteristics	58
Betagard Residual Current Circuit Breakers - 5SV	59
Betagard Isolators - 5TL1	59
Betagard Accessories	60
13 Surge Protection Device - 5SD	61-64
14 Modular devices	65-68
15 Power Quality Solutions - PQS	69-74
LV Power Capacitors - SIECAP™ 4RB	70
Harmonics filter detuned reactor	73
Capacitor duty contactors - 3TS / 3MT	74
Automatic power factor correction relay - APFCR	74
16 Customer care	75
17 Terms and conditions	76
18 Training centres	inside cover
19 Your Partners	back cover



3WJ air circuit breakers

Powering infrastructures across the globe



Reliable



Safe



Comprehensive



Efficient



Adaptable



Customizable

www.siemens.co.in



977-3513-771 | sales@sapowercontrol.com



SIEMENS

www.sapowercontrol.com

ACB: 3WJ

- Conforms to IEC 60947-2
- Rated current - 800A to 4000A
- Mechanical contact erosion indicator
- $I_{cu} = I_{cs} = I_{cw(1s)}$ for complete range
- Integrated LCD display and Online test facility
- Breaking capacity upto 55kA
- Ready to close mechanism for safe operation



Standard breaking capacity, 440 VAC $I_{cu} = I_{cs} = I_{cw(1s)}$

Microprocessor based trip unit ETU360WJ: LSING¹⁾ + Display

Frame Size	Breaking Capacity @440V AC, 50/60Hz	Rated current In (A)		Withdrawable design with Guide Frame ²⁾			
				3 Pole #	Unit LP* ₹	4 Pole #	Unit LP* ₹
I	50kA	800	MDO	3WJ1108-2AF52-1AA0	255050.-	3WJ1108-2AF62-1AA0	336715.-
			EDO	3WJ1108-2AF52-4DA4	328525.-	3WJ1108-2AF62-4DA4	410190.-
		1000	MDO	3WJ1110-2AF52-1AA0	262220.-	3WJ1110-2AF62-1AA0	342870.-
			EDO	3WJ1110-2AF52-4DA4	335695.-	3WJ1110-2AF62-4DA4	416345.-
		1250	MDO	3WJ1112-2AF52-1AA0	324185.-	3WJ1112-2AF62-1AA0	387130.-
			EDO	3WJ1112-2AF52-4DA4	397660.-	3WJ1112-2AF62-4DA4	460605.-
		1600	MDO	3WJ1116-2AF52-1AA0	348615.-	3WJ1116-2AF62-1AA0	423940.-
			EDO	3WJ1116-2AF52-4DA4	422090.-	3WJ1116-2AF62-4DA4	497415.-
II	55kA	2000	MDO	3WJ1220-2AF52-1AA0	440360.-	3WJ1220-2AF62-1AA0	544100.-
			EDO	3WJ1220-2AF52-4DA4	513835.-	3WJ1220-2AF62-4DA4	617575.-
		2500	MDO	3WJ1225-2AF52-1AA0	500025.-	3WJ1225-2AF62-1AA0	638195.-
			EDO	3WJ1225-2AF52-4DA4	573500.-	3WJ1225-2AF62-4DA4	711670.-
		3200	MDO	3WJ1232-2AF52-1AA0	643645.-	3WJ1232-2AF62-1AA0	791845.-
			EDO	3WJ1232-2AF52-4DA4	717120.-	3WJ1232-2AF62-4DA4	865320.-
		4000	MDO	3WJ1240-2AF51-1AA0	749110.-	3WJ1240-2AF61-1AA0	951475.-
			EDO	3WJ1240-2AF51-4DA4	822585.-	3WJ1240-2AF61-4DA4	1024950.-

ETU350WJ: LSI + Display

↑

E Reduce 7490.-

↑

E Reduce 7490.-

Microprocessor based trip unit ETU360WJ: LSING¹⁾ + Display

Frame Size	Breaking Capacity @440V AC, 50/60Hz	Rated current In (A)		Fixed Mounted design ³⁾			
				3 Pole #	Unit LP* ₹	4 Pole #	Unit LP* ₹
I	50kA	800	MF	3WJ1108-2AF02-1AA0	189415.-	3WJ1108-2AF12-1AA0	264080.-
			EF	3WJ1108-2AF02-4DA4	262890.-	3WJ1108-2AF12-4DA4	337555.-
		1000	MF	3WJ1110-2AF02-1AA0	193270.-	3WJ1110-2AF12-1AA0	280300.-
			EF	3WJ1110-2AF02-4DA4	266745.-	3WJ1110-2AF12-4DA4	353775.-
		1250	MF	3WJ1112-2AF02-1AA0	266200.-	3WJ1112-2AF12-1AA0	316465.-
			EF	3WJ1112-2AF02-4DA4	339675.-	3WJ1112-2AF12-4DA4	389940.-
		1600	MF	3WJ1116-2AF02-1AA0	271995.-	3WJ1116-2AF12-1AA0	339640.-
			EF	3WJ1116-2AF02-4DA4	345470.-	3WJ1116-2AF12-4DA4	413115.-
II	55kA	2000	MF	3WJ1220-2AF02-1AA0	307040.-	3WJ1220-2AF12-1AA0	444765.-
			EF	3WJ1220-2AF02-4DA4	380515.-	3WJ1220-2AF12-4DA4	518240.-
		2500	MF	3WJ1225-2AF02-1AA0	347765.-	3WJ1225-2AF12-1AA0	523790.-
			EF	3WJ1225-2AF02-4DA4	421240.-	3WJ1225-2AF12-4DA4	597265.-
		3200	MF	3WJ1232-2AF02-1AA0	534295.-	3WJ1232-2AF12-1AA0	660145.-
			EF	3WJ1232-2AF02-4DA4	607770.-	3WJ1232-2AF12-4DA4	733620.-
		4000	MF	3WJ1240-2AF01-1AA0	647410.-	3WJ1240-2AF11-1AA0	895230.-
			EF	3WJ1240-2AF01-4DA4	720885.-	3WJ1240-2AF11-4DA4	968705.-

ETU350WJ: LSI + Display

↑

E Reduce 7490.-

↑

E Reduce 7490.-

For Non-Automatic ACBs please deduct ₹ 8990/- from the LPs of the ACBs. For type nos. of Non-Automatic ACBs please contact your nearest Siemens Sales Office

L: Overload protection S: Delayed Short Circuit protection

I: Short circuit protection

G: Ground fault protection¹⁾

N: Neutral protection¹⁾

Standard accessories included for electrical ACB (EDO/EF) = Motor operated mechanism, with mechanical and electrical closing, motor and closing solenoid of 220-240V AC/DC and shunt release of 220-240V AC/DC.

¹⁾ Current transformer for N-conductor shall be ordered separately for 3P ACB with Earth Fault and Neutral Conductor Protection.

²⁾ Standard Accessories included for draw out type ACB (EDO/MDO) = Safety shutter, door sealing frame, trip unit transparent cover, auxiliary contacts 2NO+ 2NC

³⁾ Standard accessories included for fixed type ACB (EF/MF) = Door sealing frame, trip unit transparent cover, auxiliary contacts 2NO+2NC

For complete ordering code please contact your nearest Siemens Sales Office

Std. Pkg. = 1 unit

* LP - List Price

Add-on options (Factory fitted)

Description	Unit LP* ₹	
Ready to close signal switch	4595.-	
Trip signal switch (Not applicable for Non-Automatic Circuit Breakers)	4595.-	
Position Signal Switch (3x connected, 2x test, 1x disconnected)	15480.-	
Castell lock mounting kit ¹⁾	5470.-	
Blocking Device for preventing opening of cubicle door in service position: for Withdrawable Breaker (Door interlock)	11370.-	
Mutual Mechanical Interlocking (Bowden wire interlocking module with 2m cable)	For Fixed Circuit Breakers	25510.-
	For Withdrawable Circuit Breakers with guide frame	23685.-

¹⁾ Locks to be ordered separately. Refer Page 8

3WJ Accessories & Spares

Auxiliary Releases & Operating mechanism

Description	Type	Unit LP* ₹	
Closing coil (CC) / Shunt trip (ST)			
Suitable for continuous duty	DC 24 V	3WJ9111-0AD01	7600.-
	AC 110 ... 127 V / DC 110 ... 125 V	3WJ9111-0AD05	7600.-
	AC 220 ... 240 V / DC 220 ... 250 V	3WJ9111-0AD06	7600.-
Undervoltage release (UVR)			
with Undervoltage Release (UVR), instantaneous (≤ 80 ms), short delay (≤ 200 ms)	DC 24 V	3WJ9111-0AE01	8770.-
	AC 110 ... 127 V / DC 110 ... 125 V	3WJ9111-0AE05	8770.-
	AC 220 ... 240 V / DC 220 ... 250 V	3WJ9111-0AE06	8770.-
	AC 380 ... 415 V	3WJ9111-0AE07	8770.-
with Undervoltage Release (UVR-t), adjustable 0.2 s and 3.2 s	AC 110 ... 127 V / DC 110 ... 125 V	3WJ9111-0AE15	27485.-
	AC 220 ... 240 V / DC 220 ... 250 V	3WJ9111-0AE16	27485.-
	AC 380 ... 415 V	3WJ9111-0AE17	24735.-
Operating mechanism			
Spring charging motor to charged the stored energy mechanism	DC 24 V	3WJ9111-0AF01	82425.-
	AC 110 ... 127 V / DC 110 ... 125 V	3WJ9111-0AF05	82425.-
	AC 220 ... 240 V / DC 220 ... 250 V	3WJ9111-0AF06	82425.-

Accessories for electronic trip unit

Description	Type	Unit LP* ₹		
Sealable & lockable covers				
Transparent cover for ETU 350/360 WJ	3WJ9111-0EM21	315.-		
Indication / operator control elements				
Ready-to-close signal switch	3WJ9111-0AH01	5055.-		
1st trip signal switch	3WJ9111-0AH02	5055.-		
5 digit Mechanical Operating cycle counter	3WJ9111-0AH04	14335.-		
Position signaling switch for withdrawable circuit breakers	PSS: 6 changeover contacts; 3x connected position, 2x test position, 1x disconnected position	3WJ9111-0AH11	17170.-	
Auxiliary Switch	2 NO and 2 NC contacts	S1/S2	3WJ9111-0AG01	4250.-
	3 NO and 1 NC contacts	S3/S4	3WJ9111-0AG02	4250.-
	4 NO Contacts	S3/S4	3WJ9111-0AG03	4250.-
	2 NO and 2 NC contacts	S3/S4	3WJ9111-0AG04	4250.-
External current sensors for N-conductor				
without copper connectors	FS I	3WJ9111-0AA21	27995.-	
	FS II	3WJ9111-0AA22	34035.-	
with copper connectors	FS I	3WJ9111-0AA31	30730.-	
	FS II	3WJ9111-0AA32	35265.-	

3WJ Accessories & Spares (Contd.)

Description		Type	Unit LP* ₹
Other operating / mounting accessories			
Door sealing frame	IP 41	3WJ9111-0AP01	3340.-
Protective cover	IP 55	3WJ9111-0AP03	POR
Crank handle (to be ordered separately)		3WJ9111-0BC01	2040.-
Sealing cap for ON/OFF push button		3WJ9111-0AP05	POR
Locking accessories			
To prevent unauthorized activation in the operator panel of the circuit breaker.	Mounting kit for CASTELL ¹⁾	3WJ9111-0BA31	12295.-
	Safety lock (3SB1) instead of the OFF button. CES lock	3WJ9111-0BA35	5440.-
Castell lock ¹⁾ To be ordered separately with Factory fitted option Castell lock mounting kit or with accessory 3WJ9111-0BA31	Type A	3WX3663-6JELA	6115.-
	Type B	3WX3663-6JELB	6115.-
	Type C	3WX3663-6JELC	6115.-
	Type D	3WX3663-6JELD	6115.-
	Type AB	3WX3663-6JELAB	6115.-
	Type AC	3WX3663-6JELAC	6115.-
Interlocking accessories			
For fixed-mounted circuit breakers	To prevent opening of the cabinet door in ON condition (Door interlock)	3WJ9111-0BB12	13330.-
For withdrawable circuit breakers	To prevent opening of the control cabinet door in connected position (Door interlock)	3WJ9111-0BB13	13330.-
Mutual mechanical Interlocking accessories			
Interlocking module with Bowden cable 2 m	For fixed-mounted breakers	3WJ9111-0BB21	31355.-
	For withdrawable circuit breakers with guide frame	3WJ9111-0BB22	31355.-
Bowden cable	2000 mm	3WJ9111-0BB41	8960.-
	3000 mm	3WJ9111-0BB42	12470.-
	4500 mm	3WJ9111-0BB43	16125.-

Std. Pkg. = 1 unit

POR: Price On Request

* LP - List Price



SINOVA

3VJ Moulded Case Circuit Breakers

Simply Efficient

- Rated current: 16A to 630A
- 1 pole, 2 pole, 3 pole & 4 pole versions
- Breaking capacity: 10kA to 55kA
- Thermal magnetic trip unit (FTFM, ATFM)
- Range of internal and external accessories

www.siemens.co.in

SIEMENS

3VJ Moulded Case Circuit Breaker

3VJ10 MCCB, Thermal Magnetic Trip Unit, Fixed Thermal Fixed Magnetic (FTFM), 415VAC, 50Hz

Frame Size	Breaking Capacity @415V AC, 50/60Hz	Rated Current In (A)	2 Pole Type	Unit MRP* ₹	3 Pole Type	Unit MRP* ₹	4 Pole Type	Unit MRP* ₹
3VJ10 (VJ1 125X)	10kA	16 NEW	3VJ1096-0DA22-0AA0	3045.-	3VJ1096-0DA32-0AA0	3775.-	3VJ1096-0EA42-0AA0	5415.-
		20	3VJ1002-0DA22-0AA0	3045.-	3VJ1002-0DA32-0AA0	3775.-	3VJ1002-0EA42-0AA0	5415.-
		25	3VJ1092-0DA22-0AA0	3045.-	3VJ1092-0DA32-0AA0	3775.-	3VJ1092-0EA42-0AA0	5415.-
		32	3VJ1003-0DA22-0AA0	3045.-	3VJ1003-0DA32-0AA0	3775.-	3VJ1003-0EA42-0AA0	5415.-
		40	3VJ1004-0DA22-0AA0	3045.-	3VJ1004-0DA32-0AA0	3775.-	3VJ1004-0EA42-0AA0	5415.-
		50	3VJ1005-0DA22-0AA0	3045.-	3VJ1005-0DA32-0AA0	3775.-	3VJ1005-0EA42-0AA0	5415.-
		63	3VJ1006-0DA22-0AA0	3045.-	3VJ1006-0DA32-0AA0	3775.-	3VJ1006-0EA42-0AA0	5415.-
		80	3VJ1008-0DA22-0AA0	3045.-	3VJ1008-0DA32-0AA0	3775.-	3VJ1008-0EA42-0AA0	5415.-
		100	3VJ1010-0DA22-0AA0	3045.-	3VJ1010-0DA32-0AA0	3775.-	3VJ1010-0EA42-0AA0	5415.-
		125	3VJ1012-0DA22-0AA0	4700.-	3VJ1012-0DA32-0AA0	5665.-	3VJ1012-0EA42-0AA0	8120.-
	18kA	16 NEW	3VJ1096-1DA22-0AA0	4205.-	3VJ1096-1DA32-0AA0	6070.-	3VJ1096-1EA42-0AA0	7790.-
		20	3VJ1002-1DA22-0AA0	4205.-	3VJ1002-1DA32-0AA0	6070.-	3VJ1002-1EA42-0AA0	7790.-
		25	3VJ1092-1DA22-0AA0	4205.-	3VJ1092-1DA32-0AA0	6070.-	3VJ1092-1EA42-0AA0	7790.-
		32	3VJ1003-1DA22-0AA0	4205.-	3VJ1003-1DA32-0AA0	6070.-	3VJ1003-1EA42-0AA0	7790.-
		40	3VJ1004-1DA22-0AA0	4205.-	3VJ1004-1DA32-0AA0	6070.-	3VJ1004-1EA42-0AA0	7790.-
		50	3VJ1005-1DA22-0AA0	4205.-	3VJ1005-1DA32-0AA0	6070.-	3VJ1005-1EA42-0AA0	7790.-
		63	3VJ1006-1DA22-0AA0	4205.-	3VJ1006-1DA32-0AA0	6070.-	3VJ1006-1EA42-0AA0	7790.-
		80	3VJ1008-1DA22-0AA0	4205.-	3VJ1008-1DA32-0AA0	6070.-	3VJ1008-1EA42-0AA0	7790.-
		100	3VJ1010-1DA22-0AA0	4205.-	3VJ1010-1DA32-0AA0	6070.-	3VJ1010-1EA42-0AA0	7790.-
		125	3VJ1012-1DA22-0AA0	4870.-	3VJ1012-1DA32-0AA0	6965.-	3VJ1012-1EA42-0AA0	9060.-
	25kA	16 NEW	3VJ1096-3DA22-0AA0	5050.-	3VJ1096-3DA32-0AA0	6625.-	3VJ1096-3EA42-0AA0	8785.-
		20	3VJ1002-3DA22-0AA0	5050.-	3VJ1002-3DA32-0AA0	6625.-	3VJ1002-3EA42-0AA0	8785.-
		25	3VJ1092-3DA22-0AA0	5050.-	3VJ1092-3DA32-0AA0	6625.-	3VJ1092-3EA42-0AA0	8785.-
		32	3VJ1003-3DA22-0AA0	5050.-	3VJ1003-3DA32-0AA0	6625.-	3VJ1003-3EA42-0AA0	8785.-
		40	3VJ1004-3DA22-0AA0	5050.-	3VJ1004-3DA32-0AA0	6625.-	3VJ1004-3EA42-0AA0	8785.-
		50	3VJ1005-3DA22-0AA0	5050.-	3VJ1005-3DA32-0AA0	6625.-	3VJ1005-3EA42-0AA0	8785.-
		63	3VJ1006-3DA22-0AA0	5050.-	3VJ1006-3DA32-0AA0	6625.-	3VJ1006-3EA42-0AA0	8785.-
		80	3VJ1008-3DA22-0AA0	5050.-	3VJ1008-3DA32-0AA0	6625.-	3VJ1008-3EA42-0AA0	8785.-
		100	3VJ1010-3DA22-0AA0	5050.-	3VJ1010-3DA32-0AA0	6625.-	3VJ1010-3EA42-0AA0	8785.-
		125	3VJ1012-3DA22-0AA0	5050.-	3VJ1012-3DA32-0AA0	7565.-	3VJ1012-3EA42-0AA0	9655.-

Notes:

Phase barriers are included in the standard MCCB packing

^2P in 3P Frame Size

Std. Pkg. = 1 unit

* MRP - Max. Retail Price



3VJ MCCB, Thermal Magnetic Trip Unit, Fixed Thermal Fixed Magnetic (FTFM), 415VAC, 50Hz

Frame Size	Breaking Capacity @415V AC, 50/60Hz	Rated Current In (A)	2^ Pole Type	Unit MRP* ₹	3 Pole Type	Unit MRP* ₹	4 Pole Type	Unit MRP* ₹
3VJ12 (VJ1 250)	25kA	160	3VJ1216-3DA22-0AA0	10255.-	3VJ1216-3DA32-0AA0	11890.-	3VJ1216-3EA42-0AA0	15645.-
		200	3VJ1220-3DA22-0AA0	10370.-	3VJ1220-3DA32-0AA0	12075.-	3VJ1220-3EA42-0AA0	17175.-
		250	3VJ1225-3DA22-0AA0	10480.-	3VJ1225-3DA32-0AA0	13590.-	3VJ1225-3EA42-0AA0	17895.-
		320	-	-	3VJ1332-3DA32-0AA0	26920.-	3VJ1332-3EA42-0AA0	34665.-
		400	-	-	3VJ1340-3DA32-0AA0	26920.-	3VJ1340-3EA42-0AA0	34665.-
3VJ11 (VJ1 125)	36kA	16 NEW	3VJ1196-5DA22-0AA0	7770.-	3VJ1196-5DA32-0AA0	9245.-	3VJ1196-5EA42-0AA0	12215.-
		20 NEW	3VJ1102-5DA22-0AA0	7770.-	3VJ1102-5DA32-0AA0	9245.-	3VJ1102-5EA42-0AA0	12215.-
		25	3VJ1192-5DA22-0AA0	7770.-	3VJ1192-5DA32-0AA0	9245.-	3VJ1192-5EA42-0AA0	12215.-
		32	3VJ1103-5DA22-0AA0	7770.-	3VJ1103-5DA32-0AA0	9245.-	3VJ1103-5EA42-0AA0	12215.-
		40	3VJ1104-5DA22-0AA0	7770.-	3VJ1104-5DA32-0AA0	9245.-	3VJ1104-5EA42-0AA0	12215.-
		50	3VJ1105-5DA22-0AA0	7770.-	3VJ1105-5DA32-0AA0	9245.-	3VJ1105-5EA42-0AA0	12215.-
		63	3VJ1106-5DA22-0AA0	7770.-	3VJ1106-5DA32-0AA0	9245.-	3VJ1106-5EA42-0AA0	12215.-
		80	3VJ1108-5DA22-0AA0	7770.-	3VJ1108-5DA32-0AA0	9520.-	3VJ1108-5EA42-0AA0	12590.-
		100	3VJ1110-5DA22-0AA0	7770.-	3VJ1110-5DA32-0AA0	9520.-	3VJ1110-5EA42-0AA0	12590.-
		125	3VJ1112-5DA22-0AA0	7770.-	3VJ1112-5DA32-0AA0	10470.-	3VJ1112-5EA42-0AA0	13685.-
3VJ12 (VJ1 250)		160	3VJ1216-5DA22-0AA0	10820.-	3VJ1216-5DA32-0AA0	13315.-	3VJ1216-5EA42-0AA0	16195.-
		200	3VJ1220-5DA22-0AA0	11395.-	3VJ1220-5DA32-0AA0	16420.-	3VJ1220-5EA42-0AA0	21190.-
		250	3VJ1225-5DA22-0AA0	12860.-	3VJ1225-5DA32-0AA0	18870.-	3VJ1225-5EA42-0AA0	24285.-
3VJ13 (VJ1 400)		320	-	-	3VJ1332-5DA32-0AA0	27590.-	3VJ1332-5EA42-0AA0	35345.-
		400	-	-	3VJ1340-5DA32-0AA0	27590.-	3VJ1340-5EA42-0AA0	35345.-
3VJ14 (VJ1 630)		500	-	-	3VJ1450-5DA32-0AA0	41390.-	3VJ1450-5EA42-0AA0	53015.-
		630	-	-	3VJ1463-5DA32-0AA0	41390.-	3VJ1463-5EA42-0AA0	53015.-
3VJ11 (VJ1 125)	55kA	16 NEW	3VJ1196-7DA22-0AA0	8180.-	3VJ1196-7DA32-0AA0	11825.-	3VJ1196-7EA42-0AA0	15600.-
		20 NEW	3VJ1102-7DA22-0AA0	8180.-	3VJ1102-7DA32-0AA0	11825.-	3VJ1102-7EA42-0AA0	15600.-
		25	3VJ1192-7DA22-0AA0	8180.-	3VJ1192-7DA32-0AA0	11825.-	3VJ1192-7EA42-0AA0	15600.-
		32	3VJ1103-7DA22-0AA0	8180.-	3VJ1103-7DA32-0AA0	11825.-	3VJ1103-7EA42-0AA0	15600.-
		40	3VJ1104-7DA22-0AA0	8180.-	3VJ1104-7DA32-0AA0	11825.-	3VJ1104-7EA42-0AA0	15600.-
		50	3VJ1105-7DA22-0AA0	8180.-	3VJ1105-7DA32-0AA0	11825.-	3VJ1105-7EA42-0AA0	15600.-
		63	3VJ1106-7DA22-0AA0	8180.-	3VJ1106-7DA32-0AA0	11825.-	3VJ1106-7EA42-0AA0	15600.-
		80	3VJ1108-7DA22-0AA0	8180.-	3VJ1108-7DA32-0AA0	11825.-	3VJ1108-7EA42-0AA0	15600.-
		100	3VJ1110-7DA22-0AA0	8180.-	3VJ1110-7DA32-0AA0	11825.-	3VJ1110-7EA42-0AA0	15600.-
		125	3VJ1112-7DA22-0AA0	8180.-	3VJ1112-7DA32-0AA0	13015.-	3VJ1112-7EA42-0AA0	17160.-
3VJ12 (VJ1 250)		160	3VJ1216-7DA22-0AA0	11730.-	3VJ1216-7DA32-0AA0	16470.-	3VJ1216-7EA42-0AA0	21755.-
		200	3VJ1220-7DA22-0AA0	11960.-	3VJ1220-7DA32-0AA0	18940.-	3VJ1220-7EA42-0AA0	25010.-
		250	3VJ1225-7DA22-0AA0	13100.-	3VJ1225-7DA32-0AA0	21780.-	3VJ1225-7EA42-0AA0	28765.-
3VJ13 (VJ1 400)		320	-	-	3VJ1332-7DA32-0AA0	28265.-	3VJ1332-7EA42-0AA0	36355.-
		400	-	-	3VJ1340-7DA32-0AA0	28265.-	3VJ1340-7EA42-0AA0	36355.-
3VJ14 (VJ1 630)		500	-	-	3VJ1450-7DA32-0AA0	42400.-	3VJ1450-7EA42-0AA0	54525.-
		630	-	-	3VJ1463-7DA32-0AA0	42400.-	3VJ1463-7EA42-0AA0	54525.-

Notes:

Phase barriers are included in the standard MCCB packing

^2P in 3P Frame Size

Std. Pkg. = 1 unit

* MRP - Max. Retail Price



3VJ10 MCCB, Thermal Magnetic Trip Unit, Adjustable Thermal Fixed Magnetic (ATFM), 415VAC, 50Hz

Frame Size	Breaking Capacity @415V AC, 50/60Hz	Rated Current In (A)	3 Pole Type	Unit MRP* ₹	4 Pole Type	Unit MRP* ₹	
3VJ10 (VJ1 125X)	10kA	16 NEW	3VJ1096-0DB32-0AA0	4815.-	3VJ1096-0EB42-0AA0	6505.-	
		20	3VJ1002-0DB32-0AA0	4815.-	3VJ1002-0EB42-0AA0	6505.-	
		25	3VJ1092-0DB32-0AA0	4815.-	3VJ1092-0EB42-0AA0	6505.-	
		32	3VJ1003-0DB32-0AA0	4815.-	3VJ1003-0EB42-0AA0	6505.-	
		40	3VJ1004-0DB32-0AA0	4815.-	3VJ1004-0EB42-0AA0	6505.-	
		50	3VJ1005-0DB32-0AA0	4815.-	3VJ1005-0EB42-0AA0	6505.-	
		63	3VJ1006-0DB32-0AA0	4815.-	3VJ1006-0EB42-0AA0	6505.-	
		80	3VJ1008-0DB32-0AA0	4815.-	3VJ1008-0EB42-0AA0	6505.-	
		100	3VJ1010-0DB32-0AA0	4815.-	3VJ1010-0EB42-0AA0	6505.-	
		125	3VJ1012-0DB32-0AA0	6925.-	3VJ1012-0EB42-0AA0	9770.-	
		18kA	16 NEW	3VJ1096-1DB32-0AA0	7275.-	3VJ1096-1EB42-0AA0	9345.-
			20	3VJ1002-1DB32-0AA0	7275.-	3VJ1002-1EB42-0AA0	9345.-
	25		3VJ1092-1DB32-0AA0	7275.-	3VJ1092-1EB42-0AA0	9345.-	
	32		3VJ1003-1DB32-0AA0	7275.-	3VJ1003-1EB42-0AA0	9345.-	
	40		3VJ1004-1DB32-0AA0	7275.-	3VJ1004-1EB42-0AA0	9345.-	
	50		3VJ1005-1DB32-0AA0	7275.-	3VJ1005-1EB42-0AA0	9345.-	
	63		3VJ1006-1DB32-0AA0	7275.-	3VJ1006-1EB42-0AA0	9345.-	
	80		3VJ1008-1DB32-0AA0	7275.-	3VJ1008-1EB42-0AA0	9345.-	
	100		3VJ1010-1DB32-0AA0	7275.-	3VJ1010-1EB42-0AA0	9345.-	
	125		3VJ1012-1DB32-0AA0	8345.-	3VJ1012-1EB42-0AA0	10860.-	
	25kA		16 NEW	3VJ1096-3DB32-0AA0	8360.-	3VJ1096-3EB42-0AA0	11085.-
			20	3VJ1002-3DB32-0AA0	8360.-	3VJ1002-3EB42-0AA0	11085.-
		25	3VJ1092-3DB32-0AA0	8360.-	3VJ1092-3EB42-0AA0	11085.-	
		32	3VJ1003-3DB32-0AA0	8360.-	3VJ1003-3EB42-0AA0	11085.-	
		40	3VJ1004-3DB32-0AA0	8360.-	3VJ1004-3EB42-0AA0	11085.-	
		50	3VJ1005-3DB32-0AA0	8360.-	3VJ1005-3EB42-0AA0	11085.-	
		63	3VJ1006-3DB32-0AA0	8360.-	3VJ1006-3EB42-0AA0	11085.-	
		80	3VJ1008-3DB32-0AA0	8360.-	3VJ1008-3EB42-0AA0	11085.-	
		100	3VJ1010-3DB32-0AA0	8360.-	3VJ1010-3EB42-0AA0	11085.-	
		125	3VJ1012-3DB32-0AA0	9540.-	3VJ1012-3EB42-0AA0	12190.-	

Notes:
 Phase barriers are included in the standard MCCB packing
 Std. Pkg. = 1 unit * MRP - Max. Retail Price



3VJ MCCB, Thermal Magnetic Trip Unit, Adjustable Thermal Fixed Magnetic (ATFM), 415VAC, 50Hz

Frame Size	Breaking Capacity @415V AC, 50/60Hz	Rated Current In (A)	3 Pole Type	Unit MRP* ₹	4 Pole Type	Unit MRP* ₹	
3VJ12 (VJ1 250)	25kA	160	3VJ1216-3DB32-0AA0	13410.-	3VJ1216-3EB42-0AA0	16320.-	
		200	3VJ1220-3DB32-0AA0	14475.-	3VJ1220-3EB42-0AA0	18220.-	
		250	3VJ1225-3DB32-0AA0	16295.-	3VJ1225-3EB42-0AA0	21455.-	
320		3VJ1332-3DB32-0AA0	30490.-	3VJ1332-3EB42-0AA0	39265.-		
3VJ13 (VJ1 400)		400	3VJ1340-3DB32-0AA0	30490.-	3VJ1340-3EB42-0AA0	39265.-	
		36kA	16 NEW	3VJ1196-5DB32-0AA0	11085.-	3VJ1196-5EB42-0AA0	14645.-
20 NEW	3VJ1102-5DB32-0AA0		11085.-	3VJ1102-5EB42-0AA0	14645.-		
25	3VJ1192-5DB32-0AA0		11085.-	3VJ1192-5EB42-0AA0	14645.-		
32	3VJ1103-5DB32-0AA0		11085.-	3VJ1103-5EB42-0AA0	14645.-		
40	3VJ1104-5DB32-0AA0		11085.-	3VJ1104-5EB42-0AA0	14645.-		
50	3VJ1105-5DB32-0AA0		11085.-	3VJ1105-5EB42-0AA0	14645.-		
63	3VJ1106-5DB32-0AA0		11085.-	3VJ1106-5EB42-0AA0	14645.-		
80	3VJ1108-5DB32-0AA0		11085.-	3VJ1108-5EB42-0AA0	14645.-		
100	3VJ1110-5DB32-0AA0		11085.-	3VJ1110-5EB42-0AA0	14645.-		
3VJ12 (VJ1 250)	125		3VJ1112-5DB32-0AA0	12555.-	3VJ1112-5EB42-0AA0	15920.-	
	160		3VJ1216-5DB32-0AA0	15210.-	3VJ1216-5EB42-0AA0	18490.-	
	200		3VJ1220-5DB32-0AA0	19685.-	3VJ1220-5EB42-0AA0	25410.-	
3VJ13 (VJ1 400)	250	3VJ1225-5DB32-0AA0	22635.-	3VJ1225-5EB42-0AA0	29125.-		
	320	3VJ1332-5DB32-0AA0	31250.-	3VJ1332-5EB42-0AA0	40030.-		
3VJ14 (VJ1 630)	400	3VJ1340-5DB32-0AA0	31250.-	3VJ1340-5EB42-0AA0	40030.-		
	500	3VJ1450-5DB32-0AA0	46880.-	3VJ1450-5EB42-0AA0	60045.-		
3VJ11 (VJ1 125)	630	3VJ1463-5DB32-0AA0	46880.-	3VJ1463-5EB42-0AA0	60045.-		
	55kA	16 NEW	3VJ1196-7DB32-0AA0	13395.-	3VJ1196-7EB42-0AA0	17665.-	
		20 NEW	3VJ1102-7DB32-0AA0	13395.-	3VJ1102-7EB42-0AA0	17665.-	
		25	3VJ1192-7DB32-0AA0	13395.-	3VJ1192-7EB42-0AA0	17665.-	
		32	3VJ1103-7DB32-0AA0	13395.-	3VJ1103-7EB42-0AA0	17665.-	
		40	3VJ1104-7DB32-0AA0	13395.-	3VJ1104-7EB42-0AA0	17665.-	
		50	3VJ1105-7DB32-0AA0	13395.-	3VJ1105-7EB42-0AA0	17665.-	
		63	3VJ1106-7DB32-0AA0	13395.-	3VJ1106-7EB42-0AA0	17665.-	
		80	3VJ1108-7DB32-0AA0	13395.-	3VJ1108-7EB42-0AA0	17665.-	
		100	3VJ1110-7DB32-0AA0	13395.-	3VJ1110-7EB42-0AA0	17665.-	
		3VJ12 (VJ1 250)	125	3VJ1112-7DB32-0AA0	14735.-	3VJ1112-7EB42-0AA0	19440.-
			160	3VJ1216-7DB32-0AA0	17635.-	3VJ1216-7EB42-0AA0	23290.-
200			3VJ1220-7DB32-0AA0	20280.-	3VJ1220-7EB42-0AA0	26775.-	
3VJ13 (VJ1 400)	250	3VJ1225-7DB32-0AA0	23310.-	3VJ1225-7EB42-0AA0	30795.-		
	320	3VJ1332-7DB32-0AA0	32020.-	3VJ1332-7EB42-0AA0	41175.-		
3VJ14 (VJ1 630)	400	3VJ1340-7DB32-0AA0	32020.-	3VJ1340-7EB42-0AA0	41175.-		
	500	3VJ1450-7DB32-0AA0	48025.-	3VJ1450-7EB42-0AA0	61760.-		
3VJ14 (VJ1 630)	630	3VJ1463-7DB32-0AA0	48025.-	3VJ1463-7EB42-0AA0	61760.-		

Notes: Phase barriers are included in the standard MCCB packing

Earth Fault Protection for 3VJ MCCBs

Description	Type	Unit LP* ₹
Earth fault monitoring relay • Auxiliary voltage: 85-270V AC/DC • Change over contact: 2C/O • Width: 35mm module	7UG0861-1BU20	6095.-
CBCT for EFR: Suitable for 3VJ10 up to 125A	3P	7UG09910
	4P	7UG09911
CBCT for EFR: Suitable for 3VJ11 up to 125A	3P	7UG09911
	4P	7UG09911
CBCT for EFR: Suitable for 3VJ12 up to 250A	3P	7UG09912
	4P	7UG09913
CBCT for EFR: Suitable for 3VJ13/14 upto 630A	3P	7UG09915

Earth Leakage Protection for 3VJ MCCBs

Description	Type	Unit LP* ₹
Earth leakage relay 1Ph-2W, 3Ph-3W, 3Ph-4W	110VAC	7UG0841-1CB20
	230VAC	7UG0842-1CD20
CBCT for ELR	35 mm dia	7UG0996
	70 mm dia	7UG0997
	120 mm dia	7UG0999
	210 mm dia	7UG0994
	310 mm dia	7UG0995

Note: Order 1 no of shunt trip for MCCB separately along with earth fault relay / earth leakage relay

Std. Pkg. = 1 unit

* MRP - Max. Retail Price

LP = List Price

3VJ Internal accessories

Frame Size	Accessory compartment/ Coil voltage	3VJ10 (VJ1 125X)	Unit MRP* ₹	3VJ11 (VJ1 125)	Unit MRP* ₹	3VJ12 (VJ1 250)	Unit MRP* ₹	3VJ13/14 (VJ1 400/630)	Unit MRP* ₹
Auxiliary Switches (AUX)	Left	3VJ9018-0AN11	1660.-	3VJ9218-0AN11	1715.-	3VJ9218-0AN11	1715.-	3VJ9417-0AN11	1775.-
	Right	-	-	3VJ9218-0AN21	1715.-	3VJ9218-0AN21	1715.-	3VJ9417-0AN21	1775.-
Alarm Switches (AL)	Left	3VJ9018-0AA11	1660.-	3VJ9118-0AA11	1660.-	3VJ9218-0AA11	1715.-	3VJ9417-0AA11	1775.-
	Right	-	-	3VJ9118-0AA21	1660.-	3VJ9218-0AA21	1715.-	3VJ9417-0AA21	1775.-
Auxiliary + Alarm Switches (AUX+AL)	Left	3VJ9018-0AD11	2695.-	3VJ9118-0AD11	2695.-	3VJ9218-0AD11	2825.-	3VJ9417-0AD11	3065.-
	Right	-	-	3VJ9118-0AD21	2695.-	3VJ9218-0AD21	2825.-	3VJ9417-0AD21	3065.-
Shunt Trip (Right) (ST)	24V DC	-	-	3VJ9218-0ST11	3430.-	3VJ9218-0ST11	3430.-	-	-
	24V AC/DC	-	-	-	-	-	-	3VJ9417-0ST21	3675.-
	48V DC	-	-	3VJ9218-0ST12	3430.-	3VJ9218-0ST12	3430.-	-	-
	48V AC/DC	-	-	-	-	-	-	3VJ9417-0ST22	3675.-
	110V DC	3VJ9018-0ST15	2495.-	3VJ9218-0ST15	3430.-	3VJ9218-0ST15	3430.-	-	-
	110V AC/DC	-	-	-	-	-	-	3VJ9417-0ST25	3675.-
	110V AC	3VJ9018-0ST35	2495.-	3VJ9218-0ST35	3555.-	3VJ9218-0ST35	3555.-	-	-
	220V AC	3VJ9018-0ST36	2705.-	3VJ9218-0ST36	3675.-	3VJ9218-0ST36	3675.-	3VJ9417-0ST36	4045.-
415V AC	3VJ9018-0ST37	2705.-	3VJ9218-0ST37	3675.-	3VJ9218-0ST37	3675.-	3VJ9417-0ST37	4045.-	
Undervoltage Release (Left) (UVR)	24V DC	-	-	3VJ9218-0UV11	4905.-	3VJ9218-0UV11	4905.-	-	-
	48V DC	-	-	3VJ9218-0UV12	4905.-	3VJ9218-0UV12	4905.-	-	-
	220V AC	-	-	3VJ9218-0UV36	5150.-	3VJ9218-0UV36	5150.-	3VJ9417-0UV36	12265.-
	415V AC	-	-	3VJ9218-0UV37	5515.-	3VJ9218-0UV37	5515.-	3VJ9417-0UV37	12265.-


Internal accessories are available for 2P, 3P & 4P 3VJ MCCBs

3VJ External accessories

Frame Size	No. of poles	3VJ10 (VJ1 125X)	Unit MRP* ₹	3VJ11 (VJ1 125)	Unit MRP* ₹	3VJ12 (VJ1 250)	Unit MRP* ₹	3VJ13 (VJ1 400)	Unit MRP* ₹	3VJ14 (VJ1 630)	Unit MRP* ₹
Extended Door Mounted Rotary Operator (including 8UC handle)@	-	3VJ9018-0HD11	2485.-	3VJ9118-0HD11	2675.-	3VJ9218-0HD11	3130.-	3VJ9417-0HD11	3950.-	3VJ9417-0HD11	3950.-
Spreader Links^	2P	3VJ9012-0ED00	220.-	3VJ9112-0ED00	245.-	3VJ9212-0ED00	740.-	-	-	-	-
	3P	3VJ9013-0ED00	370.-	3VJ9113-0ED00	390.-	3VJ9213-0ED00	1195.-	3VJ9313-0ED00	2085.-	3VJ9413-0ED00	2500.-
	4P	3VJ9014-0ED00	485.-	3VJ9114-0ED00	510.-	3VJ9214-0ED00	1555.-	3VJ9314-0ED00	2945.-	3VJ9414-0ED00	3530.-
Phase Barriers#	-	3VJ9018-0CA00	170.-	3VJ9218-0CA00	270.-	3VJ9218-0CA00	270.-	3VJ9417-0CA00	295.-	3VJ9417-0CA00	295.-
Front Barriers\$	2P/3P	3VJ9016-0CJ30	395.-	3VJ9116-0CJ30	470.-	3VJ9216-0CJ30	675.-	3VJ9413-0CJ30	840.-	3VJ9413-0CJ30	840.-
	4P	3VJ9014-0CJ40	555.-	3VJ9114-0CJ40	595.-	3VJ9214-0CJ40	790.-	3VJ9414-0CJ40	1035.-	3VJ9414-0CJ40	1035.-
Toggle handle extension	-	-	-	-	-	-	-	3VJ9417-0DH10	670.-	3VJ9417-0DH10	670.-
Interlocking (for MCCBs with 8UC handles) - Castell interlock kit	-	8UC60701YQ..	6280.-	8UC60701YQ..	6280.-	8UC60701YQ..	6280.-	8UC60702YQ..	6450.-	8UC60702YQ..	6450.-
SS Enclosures	2P/3P	3VJ9016-0DE11	2770.-	3VJ9116-0DE11	2770.-	3VJ9216-0DE12	6080.-	-	-	-	-
	4P	3VJ9014-0DE11	2770.-	3VJ9114-0DE11	2770.-	3VJ9214-0DE12	6080.-	-	-	-	-
Padlock on MCCB Dolly/Knob NEW	-	-	-	3VJ9118-0LM10	1110.-	3VJ9218-0LM10	1110.-	3VJ9317-0LM10	2695.-	3VJ9317-0LM10	2695.-
Mechanical Interlocking Devices (Front sliding bar type) NEW	3P	-	-	3VJ9116-0VM10	3035.-	3VJ9216-0VM10	5920.-	3VJ9313-0VM10	11545.-	3VJ9313-0VM10	11545.-
	4P	-	-	3VJ9114-0VM10	3165.-	3VJ9214-0VM10	6990.-	3VJ9314-0VM10	15435.-	3VJ9314-0VM10	15435.-

Notes:

- @ 1 set contains rotary mechanism, coupler, shaft & 8UC handle.
 - ^ Spreader link 1 set = 2 nos. links in case of 2 pole; 3 nos. links in case of 3 pole; 4 nos. links in case of 4 pole.
 - # Available as a spare; 1 set contains 2 phase barriers
 - \$ 1 set contains 2 front barriers (top & bottom)
- Toggle handle extension is included in the standard packing of 3VJ13 & 3VJ14 MCCBs.
- 2P/3P SS enclosures provide inbuilt neutral link for TPN system
- Padlocking devices can be used for locking MCCB in Off position
- Mechanical interlocking devices can not be used along with the rotary operators
- Std. Pkg. = 1 unit * MRP - Max. Retail Price



SUPERSWITCH

Switch Disconnect Fuse - **3KL8**

Safe. Reliable. Efficient.

- Compliant with IS/ IEC 60947-3
- 2-pole to 4-pole versions up to 800A at 690V AC
- COMPACT 2-pole and TRUE 4-pole versions
- DIN/ BS/ Cylindrical fuse type versions
- With Enclosure option
- AC-23A for the complete range
- Type 2 co-ordination chart for DOL and Star Delta feeders

www.siemens.co.in/superswitch3k

SIEMENS

Superswitch 3KL8

- Wide range : Up to 800A in SDF and 1600A in SD
- Available in 2P,3P,3PN & 4P variants
- Suitable for isolation as per IS/IEC 60947-3
- Unique positive off indication
- Suitable for AC23A Duty @ 690V AC, 50Hz
- Roller contacts with high operating life
- IP65 handle with door interlock
- Wide range of accessories
- Suitable for power distribution as well as motor protection



Switch disconnecter fuse: 3KL8 4-pole, for power distribution (in Open Execution)

Rated current I _e @690V 50Hz	SDF suitable for DIN type HRC fuses	Unit MRP* ₹	SDF suitable for BS type HRC fuses	Unit MRP* ₹	SDF suitable for Cylindrical type HRC fuses	Unit MRP* ₹	Std. pkg. (nos.)
20A	3KL8111-4TA00	3540.-	3KL8111-4TJ00	3600.-	3KL8111-4TC00	3675.-	1
32A	3KL8121-4TA00	3660.-	3KL8121-4TJ00	3945.-	3KL8121-4TC00	3970.-	1
63A	3KL8151-4TA00	4930.-	3KL8151-4TJ00	5000.-	3KL8151-4TC00	5205.-	1
100A	3KL8171-4TA00	7400.-	-	-	-	-	1
100A	3KL8211-4TA00	10625.-	3KL8211-4TJ00	11590.-	-	-	1
125A	3KL8221-4TA00	13025.-	3KL8221-4TJ00	13800.-	-	-	1
160A	3KL8231-4TA00	14460.-	3KL8231-4TJ00	16770.-	-	-	1
200A	3KL8311-4UA00	20745.-	3KL8311-4UJ00	21780.-	-	-	1
250A	3KL8321-4UA00	24175.-	3KL8321-4UJ00	25810.-	-	-	1
315A	3KL8331-4UA00	29095.-	3KL8331-4UJ00	31850.-	-	-	1
400A	3KL8341-4UA00	32015.-	3KL8341-4UJ00	36795.-	-	-	1
500A	3KL8411-4UA00	51995.-	3KL8411-4UJ00	59305.-	-	-	1
630A	3KL8421-4UA00	53905.-	3KL8421-4UJ00	61455.-	-	-	1
800A [§]	3KL8431-4UA00	63715.-	3KL8431-4UJ00	66585.-	-	-	1

Switch disconnecter fuse:3KL8 3PN for power distribution and motor protection (Open Execution)

Rated current I _e @690V 50Hz	SDF suitable for DIN type HRC fuses	Unit MRP* ₹	SDF suitable for BS type HRC fuses	Unit MRP* ₹	SDF suitable for Cylindrical type HRC fuses	Unit MRP* ₹	Std. pkg. (nos.)
20A	3KL8111-5TA00	3145.-	3KL8111-5TJ00	3155.-	3KL8111-5TC00	3165.-	1
32A	3KL8121-5TA00	3195.-	3KL8121-5TJ00	3210.-	3KL8121-5TC00	3240.-	1
63A	3KL8151-5TA00	4290.-	3KL8151-5TJ00	4375.-	3KL8151-5TC00	4415.-	1
100A	3KL8171-5TA00	6135.-	-	-	-	-	1
100A	3KL8211-5TA00	8545.-	3KL8211-5TJ00	8625.-	-	-	1
125A	3KL8221-5TA00	11000.-	3KL8221-5TJ00	11050.-	-	-	1
160A	3KL8231-5TA00	11775.-	3KL8231-5TJ00	11830.-	-	-	1
200A	3KL8311-5UA00	16160.-	3KL8311-5UJ00	16645.-	-	-	1
250A	3KL8321-5UA00	18355.-	3KL8321-5UJ00	18855.-	-	-	1
315A	3KL8331-5UA00	21855.-	3KL8331-5UJ00	22220.-	-	-	1
400A	3KL8341-5UA00	26340.-	3KL8341-5UJ00	26730.-	-	-	1
500A	3KL8411-5UA00	42365.-	3KL8411-5UJ00	43340.-	-	-	1
630A	3KL8421-5UA00	44620.-	3KL8421-5UJ00	46935.-	-	-	1
800A [§]	3KL8431-5UA00	47580.-	3KL8431-5UJ00	50860.-	-	-	1

Switch disconnecter fuse: 3KL8 3-pole, for motor protection (in Open Execution)

Rated current I _e @ 690V 50Hz	SDF suitable for DIN type HRC Fuses	Unit MRP* ₹	Std. pkg. (nos.)
20A	3KL8111-1TA00	3050.-	1
32A	3KL8121-1TA00	3110.-	1
63A	3KL8151-1TA00	4215.-	1
100A	3KL8211-1TA00	8395.-	1
125A	3KL8221-1TA00	10675.-	1
160A	3KL8231-1TA00	11540.-	1
200A	3KL8311-1UA00	15655.-	1
250A	3KL8321-1UA00	18255.-	1
315A	3KL8331-1UA00	21530.-	1
400A	3KL8341-1UA00	25920.-	1
500A	3KL8411-1UA00	41715.-	1
630A	3KL8421-1UA00	44340.-	1
800A [§]	3KL8431-1UA00	47285.-	1



\$ 3KL8431 (800A): 710A with fuse cover

Notes:

2P = 2-pole; 3P = 3-pole; 3PN = 3-pole with neutral link; 4P = 4-pole

3KL8: Unit MRPs are without fuses

3KL8: Unit MRPs are inclusive of Front drive (Handle) and phase barriers

Please scan the QR code for brochure and Operation manual (OM)

Refer the OM for changes in dimension

Std. Pkg. = 1 unit

* MRP - Maximum Retail Price

Superswitch 3KL8

Switch disconnecter fuse: 3KL8 2-pole (Open Execution)

Rated current I _e @690V 50Hz	SDF suitable for DIN type HRC fuses	Unit MRP* ₹	SDF suitable for BS type HRC fuses	Unit MRP* ₹	SDF suitable for Cylindrical type HRC fuses	Unit MRP* ₹	Std. pkg. (nos.)
20A [®]	3KL8111-2TA00	2845.-	-	-	3KL8111-2TC00	2895.-	1
32A [®]	3KL8121-2TA00	2895.-	-	-	3KL8121-2TC00	3025.-	1
63A [®]	3KL8151-2TA00	3770.-	-	-	3KL8151-2TC00	3805.-	1
100A [®]	3KL8171-2TA00	5830.-	-	-	-	-	1
100A	3KL8211-2TA00	8030.-	3KL8211-2TJ00	8210.-	-	-	1
125A	3KL8221-2TA00	9300.-	3KL8221-2TJ00	10135.-	-	-	1
160A	3KL8231-2TA00	9675.-	3KL8231-2TJ00	10915.-	-	-	1
200A	3KL8311-2UA00	14060.-	3KL8311-2UJ00	15370.-	-	-	1
250A	3KL8321-2UA00	15315.-	3KL8321-2UJ00	16970.-	-	-	1
315A	3KL8331-2UA00	18630.-	3KL8331-2UJ00	19770.-	-	-	1
400A	3KL8341-2UA00	22205.-	3KL8341-2UJ00	23340.-	-	-	1
500A	3KL8411-2UA00	35055.-	3KL8411-2UJ00	40815.-	-	-	1
630A	3KL8421-2UA00	35860.-	3KL8421-2UJ00	41415.-	-	-	1
800A [§]	3KL8431-2UA00	46645.-	3KL8431-2UJ00	46795.-	-	-	1



Switch disconnecter fuse in SS[^] Enclosure (factory fitted)¹⁾

Rated current I _e @690V 50Hz	Suitable fuse type	3PN	Unit MRP* ₹	4P	Unit MRP* ₹	Std. pkg. (nos.)
20A	DIN	3KL8111-5TA10	6570.-	3KL8111-4TA10	7575.-	1
	BS	3KL8111-5TJ10	6625.-	3KL8111-4TJ10	7590.-	1
	CYL	3KL8111-5TC10	6665.-	3KL8111-4TC10	7655.-	1
32A	DIN	3KL8121-5TA10	7030.-	3KL8121-4TA10	7810.-	1
	BS	3KL8121-5TJ10	7050.-	3KL8121-4TJ10	7900.-	1
	CYL	3KL8121-5TC10	7085.-	3KL8121-4TC10	7930.-	1
63A	DIN	3KL8151-5TA10	7805.-	3KL8151-4TA10	9210.-	1
	BS	3KL8151-5TJ10	7835.-	3KL8151-4TJ10	9445.-	1
	CYL	3KL8151-5TC10	7895.-	3KL8151-4TC10	9475.-	1
100A	DIN	3KL8211-5TA10	12515.-	3KL8211-4TA10	14840.-	1
	BS	3KL8211-5TJ10	12880.-	3KL8211-4TJ10	14985.-	1
125A	DIN	3KL8221-5TA10	14835.-	3KL8221-4TA10	17870.-	1
	BS	3KL8221-5TJ10	14945.-	3KL8221-4TJ10	18435.-	1
160A	DIN	3KL8231-5TA10	15915.-	3KL8231-4TA10	19645.-	1
	BS	3KL8231-5TJ10	16040.-	3KL8231-4TJ10	19775.-	1
200A	DIN	3KL8311-5UA10	22950.-	3KL8311-4UA10	32070.-	1
	BS	3KL8311-5UJ10	23125.-	3KL8311-4UJ10	32805.-	1
250A	DIN	3KL8321-5UA10	26020.-	3KL8321-4UA10	34150.-	1
	BS	3KL8321-5UJ10	26200.-	3KL8321-4UJ10	34385.-	1
315A	DIN	3KL8331-5UA10	30950.-	3KL8331-4UA10	40645.-	1
	BS	3KL8331-5UJ10	31120.-	3KL8331-4UJ10	40850.-	1
400A	DIN	3KL8341-5UA10	35700.-	3KL8341-4UA10	45575.-	1
	BS	3KL8341-5UJ10	36155.-	3KL8341-4UJ10	45770.-	1
500A	DIN	3KL8411-5UA10	53160.-	3KL8411-4UA10	67030.-	1
	BS	3KL8411-5UJ10	53320.-	3KL8411-4UJ10	67755.-	1
630A	DIN	3KL8421-5UA10	55965.-	3KL8421-4UA10	71180.-	1
	BS	3KL8421-5UJ10	56125.-	3KL8421-4UJ10	71390.-	1
800A [§]	DIN	3KL8431-5UA10	60080.-	3KL8431-4UA10	76420.-	1
	BS	3KL8431-5UJ10	60235.-	3KL8431-4UJ10	76620.-	1



SS[^] Enclosure for 3KL8/ 3KA8

Rated current I _e @690V 50Hz	Enclosure type	Unit MRP* ₹	Std. pkg. (nos.)
20A-160A	3KX8235-4AC	4650.-	1
200A-400A	3KX8345-4AC	6185.-	1
500A-800A	3KX8435-4AC ¹⁾	10140.-	1
200A-800A	3KX8435-4AG ^{#2)}	17415.-	1

@ In 3P housing

^ SS stands for Sheet Steel

1) 3KL8 in SS Enclosure: Includes 3KL8 SDF without fuses, SS Enclosure, front drive (Handle) and phase barriers

\$ 3KL8431 (800A): 710A with fuse cover

^ SS stands for Sheet Steel

Enclosure for 4-pole SDF / SD type 3KL83/4 & 3KA83/4

1) SD (except 4-pole) type 3KA84 (630A-1600A), recommended to be used along with gland box 3KX84354DC (2nos.)

2) SD (4-pole only) type 3KA84 (630A-1600A), recommended to be used along with gland box 3KX84354DG (2nos.)

Std. Pkg. = 1 unit * MRP - Maximum Retail Price

Notes:

2P = 2-pole; 3P = 3-pole; 3PN = 3-pole with neutral link; 4P = 4-pole

3KL8: Unit MRPs are without fuses

3KL8: Unit MRPs are inclusive of Front drive (Handle) and phase barriers

Refer the brochure for fuse selection guide

Refer the OM for changes in dimension

Superswitch 3KA8

Switch Disconnector: 3KA8 for power distribution (in Open Execution)



Rated current I _n @690V 50Hz	2P	Unit MRP* ₹	3PN	Unit MRP* ₹	4P	Unit MRP* ₹	Std. pkg. (nos.)
63A	3KA8151-2TE00 ⁹	3190.-	3KA8151-5TE00	3845.-	3KA8151-4TE00	5470.-	1
100A	-	-	3KA8171-5TE00	5985.-	3KA8171-4TE00	11005.-	1
100A	3KA8211-2TE00	5585.-	3KA8211-5TE00	7610.-	3KA8211-4TE00	12725.-	1
125A	3KA8221-2TE00	7010.-	3KA8221-5TE00	8735.-	3KA8221-4TE00	13670.-	1
160A	3KA8231-2TE00	9340.-	3KA8231-5TE00	11370.-	3KA8231-4TE00	17220.-	1
200A	3KA8311-2UE00	11875.-	3KA8311-5UE00	14680.-	3KA8311-4UE00	19985.-	1
250A	3KA8321-2UE00	12995.-	3KA8321-5UE00	15505.-	3KA8321-4UE00	24550.-	1
400A	3KA8341-2UE00	18030.-	3KA8341-5UE00	22925.-	3KA8341-4UE00	33460.-	1
630A ⁵	3KA842□-2UE00	28915.-	3KA842□-5UE00	36385.-	3KA842□-4UE00	47900.-	1
800A ⁵	3KA843□-2UE00	30175.-	3KA843□-5UE00	37550.-	3KA843□-4UE00	54965.-	1
1000A ⁵	3KA844□-2UE00	40375.-	3KA844□-5UE00	53940.-	3KA844□-4UE00	67735.-	1
1250A ⁵	3KA845□-2UE00	53090.-	3KA845□-5UE00	69970.-	3KA845□-4UE00	81430.-	1
1600A ⁵	3KA846□-2UE00	61230.-	3KA846□-5UE00	77445.-	3KA846□-4UE00	109670.-	1

□ - 2: Top Incoming
□ - 3: Bottom Incoming

@ In 3P housing

\$ Utilization category AC21A @690V AC (1600A: @500V AC)

Notes:

2P = 2-pole; 3P = 3-pole; 3PN = 3-pole with neutral link; 4P = 4-pole

3KA8: Unit MRPs are inclusive of Front drive (Handle)

Please scan the QR code for Catalog and Operating instruction sheets (OIS)

Refer the OIS for changes in dimension

Accessories for Superswitch 3KL8 / 3KA8

Description	Pole	Fuse type	3KL81 11/21/51/71 3KA81 51/71	Unit MRP* ₹	3KL82 11/21/31 3KA82 11/21/31	Unit MRP* ₹	3KL83 11/21/31/41 3KA83 11/21/41	Unit MRP* ₹	3KL84 11/21/31 3KA84 2/3/4/5/6	Unit MRP* ₹	Std. pkg. (nos.)				
Fuse cover ²⁾	2P	DIN	3KX8150-0AE ⁵⁾	305.-	3KX8230-0JF	740.-	3KX8340-0AF	1085.-	3KX8430-0JF	1535.-	1				
		BS			3KX8230-0HF	740.-			3KX8430-0HF	1535.-	1				
	3P	DIN			3KX8230-0JE	740.-			3KX8340-0AE	1085.-	3KX8430-0JE	1535.-	1		
		BS			3KX8230-0HE	740.-					3KX8430-0HE	1535.-	1		
	4P	DIN			3KX8230-0JG	740.-					3KX8340-0AG	1085.-	3KX8430-0JG	1535.-	1
		BS			3KX8230-0HG	740.-							3KX8430-0HG	1535.-	1
Terminal cover (1set = 2pieces)	2P	-	3KX8151-0AE	150.-	3KX8231-0AF	625.-	3KX8341-0AF	1185.-					3KX8431-0AF	1390.-	1
	3P	-			3KX8231-0AE	625.-							3KX8341-0AE	1185.-	3KX8431-0AE
	4P	-			3KX8231-0AG	625.-			3KX8341-0AG	1185.-			3KX8431-0AG	1390.-	1
Phase barrier	-	DIN/ BS/ Cylindrical	3KX8153-0AE	60.-	3KX8153-0AE (DIN)	60.-	3KX8343-0AE	190.-	3KX8433-0AE	285.-			1		
					3KX8233-0JE (BS)	60.-				1					
Fuse cover phase barrier kit ³⁾	-	-	-	-	-	-	3KX8340-9AE	605.-	3KX8440-9AE	605.-	1				
Auxiliary switch (1NO+1NC)	-	-	3SB5400-0A* ⁸	240.-	3KX3522-1YC	955.-	3KX3552-1YC	1150.-	3KX3582-1YC	1390.-	1				
Auxiliary switch (2NO+2NC)	-	-	-	-	3KX3522-1YD	1725.-	3KX3552-1YD	2490.-	3KX3582-1YD	2690.-	1				
Auxiliary switch cover	-	-	3KX8154-0AC	105.-	3KX8234-0AC	105.-	-	-	-	-	1				
Front drive (Handle)	-	-	8UC6114-1BB00	1205.-	8UC6214-1BB00	1360.-	8UC6314-1BB00	2055.-	8UC6414-1BB00	3000.-	1				
Operating shaft (300mm)	-	-	8UC60-31	335.-	8UC60-32	405.-	8UC60-34	780.-	8UC60-34	780.-	1				
Castell interlock ¹⁾	-	-	8UC6070-0YQ..	6280.-	8UC6070-1YQ..	6280.-	8UC6070-2YQ..	6450.-	8UC6070-2YQ..	6450.-	1				
Depth setting template	-	-	8UC6046-2	65.-	8UC6046-2	65.-	8UC6046-2	65.-	8UC6046-2	65.-	1				
Fuse Monitor with auxiliary switch ⁴⁾ (1NO+1NC)	-	-	3RV1611-0BD10	9975.-	3RV1611-0BD10	9975.-	3RV1611-0BD10	9975.-	3RV1611-0BD10	9975.-	1				
	-	-	3RV2901-1E	1300.-	3RV2901-1E	1300.-	3RV2901-1E	1300.-	3RV2901-1E	1300.-	1				
Fuse safety barrier	-	-	3KX8150-1AC	160.-	3KX8230-1AC	210.-	-	-	-	-	1				
Gland box with gland plate (1no.)	-	-	3KX8235-4DC	5390.-	3KX8235-4DC	5390.-	3KX8345-4DC	7440.-	3KX8435-4DC	11335.-	1				
	-	-	-	-	-	-	-	3KX8435-4DG ⁴⁾	18550.-	1					
	-	-	-	-	-	-	-	3KX8435-4GC	1645.-	1					
Gland plate	-	-	3KX8235-4GC	1140.-	3KX8235-4GC	1140.-	3KX8345-4GC	1485.-	3KX8435-4GG ⁴⁾	1665.-	1				

1) The 11th and 12th place of the type reference will indicate the alphabet type of lock & key. Combinations available are A, B, C, D, A-, -B, -C, AB, AC. 11th place will be A, B, C, D for castell lock type A, B, C, D respectively. 11th and 12 place will be A0, 0B, 0C, AB, AC for castell lock type A-, -B, -C, AB, AC respectively.

2) Additionally order: Phase barrier 2nos. with Fuse cover for 20A-160A SDF and "Fuse cover phase barrier kit" with Fuse cover for 200A - 800A SDF

3) Mandatory accessory to be ordered with fuse cover for 200A - 800A SDF

4) Accessory for 4-pole SDF with enclosure type 3KL83 & 3KL84 and SS enclosure type 3KX8435-4AG

5) Also, suitable for SDF with cylindrical type HRC fuses

Note: The above accessories e.g. Fuse Cover, Terminal Cover, Phase barrier, Fuse cover phase barrier kit & Front Drive (handle) are unique (different) and not to be used along with MLFB 3KL8...-3.A00, 3KL8...-3.J00, 3KL8...-3.C00

Std. Pkg. = 1 unit * MRP - Maximum Retail Price ^ - List Price # - Std. pkg. = 10




3NJ4 Fuse Switch Disconnecter

Maximum safety and minimized mounting width

- Compliant with IEC/EN 60439-1, IEC/EN 60947-3
- Rated operational current : 160 A to 630 A
- Operating voltage up to 690 V AC
- 1-pole or 3-pole switchable
- Vertical mounting on busbars
- Application: Power distribution of Utility, Automobile, etc.

www.siemens.com/lowvoltage

SIEMENS



SINOVA

On Load Changeover Switches – 3KJ

Simply Efficient


- Compliant with IS/IEC60947-3
- 4-pole modular switches up to 3150A in open and enclosed versions
- Stable I-O-II positions with safe switching
- Suitable for Positive isolation
- Built-in bridging bars and phase barriers
- Wide portfolio of accessories and spares

www.siemens.co.in

SIEMENS

Manual On Load Changeover Switch 3KJ

- 63A to 3150A in 4-pole configuration
- Open and Enclosed execution
- Comply to IS/IEC 60947-3
- Suitable for Positive isolation
- Available in AC-21 / AC-22 / AC-23 @415V 50/60Hz
- Wide portfolio of accessories and spares
- Built-in bridging bars and phase barriers
- Suitable terminals and metallic handles 1000A onwards
- Stable I-O-II positions with safe switching
- Modular range for rating 125A to 3150A



Manual On Load Changeover Switch 3KJ 4-pole, for power distribution

Series	Size	Rated current Ie @415V 50/60Hz	MCOS in Open execution	Unit MRP* ₹	MCOS in Enclosed execution	Unit MRP* ₹	Std. pkg. (nos.)
3KJ1#	1	63	3KJ1126-4AA20-0AA0	6980.-	3KJ1126-4AA20-1AA0	13800.-	1
		100	3KJ1130-4AA20-0AA0	9285.-	3KJ1130-4AA20-1AA0	16215.-	1
3KJ0	1	125	3KJ0132-4AA20-0AA0	13900.-	3KJ0132-4AA20-1AA0	18895.-	1
		160	3KJ0134-4AA20-0AA0	15275.-	3KJ0134-4AA20-1AA0	21635.-	1
	2	200	3KJ0236-4AA20-0AA0	19455.-	3KJ0236-4AA20-1AA0	25030.-	1
		250	3KJ0238-4AA20-0AA0	23805.-	3KJ0238-4AA20-1AA0	31100.-	1
		315	3KJ0240-4AA20-0AA0	31190.-	3KJ0240-4AA20-1AA0	38015.-	1
		400	3KJ0242-4AA20-0AA0	45275.-	3KJ0242-4AA20-1AA0	56515.-	1
	3	630	3KJ0346-4AA20-0AA0	53845.-	3KJ0346-4AA20-1AA0	65070.-	1
		800	3KJ0348-4AA20-0AA0	78100.-	3KJ0348-4AA20-1AA0	93585.-	1
	4	1000	3KJ0450-4AA30-0AA0	147090.-	3KJ0450-4AA30-1AA0	161750.-	1
		1250	3KJ0452-4AA30-0AA0	181275.-	3KJ0452-4AA30-1AA0	208900.-	1
		1600	3KJ0454-4AA30-0AA0	231090.-	3KJ0454-4AA30-1AA0	281735.-	1
	5	2000	3KJ0556-4AA30-0AA0	355740.-	3KJ0556-4AA30-1AA0	388325.-	1
		2500	3KJ0558-4AA30-0AA0	456095.-	3KJ0558-4AA30-1AA0	496885.-	1
		3150	3KJ0560-4AA30-0AA0	586455.-	3KJ0560-4AA30-1AA0	673510.-	1

Notes:

3KJ On Load Changeover Switch is switch disconnecter type

3KJ: Unit MRPs are inclusive of Front drive (Handle), shaft, phase barriers and bridging bars

Non-Modular construction

POR: Price On Request

Refer the operating instruction sheet for complete dimensional details

Std. Pkg. = 1 unit

* MRP - Max. Retail Price

Manual On Load Changeover Switch 3KJ



Auxiliary switch

Gland box


Accessories and spares

Accessory	Description	3KJ11	Unit MRP* ₹	3KJ01	Unit MRP* ₹	3KJ02	Unit MRP* ₹	Std.pkg. (nos.)
Auxiliary switch ¹⁾	1CO	3KJ9101-1AB00	700.-					1
	2CO	3KJ9101-1AD00	1395.-					1
	1NO+1NC			3KJ9001-1AB00	1810.-	3KJ9001-5AB00	3665.-	1
	2NO+2NC			3KJ9001-1AD00	6310.-	3KJ9001-5AD00	13700.-	1
Gland box ²⁾	With one gland plate			3KJ9013-1MA00	3765.-	3KJ9013-2MB00	8515.-	1
Spare Phase barrier		3KJ9103-1CA00	45.-	3KJ9003-1CA00	65.-	3KJ9003-3CA00	105.-	1
Spare Front drive (Handle)	Plastic	3KJ9106-1FT00	660.-	3KJ9006-2FT00	660.-	3KJ9006-2FT00	660.-	1
Spare Shaft		3KJ9107-1GA00	220.-	3KJ9007-2GA00	220.-	3KJ9007-2GA00	220.-	1
Spare pole ³⁾				125A 3KJ9008-1HC00	POR	200A 3KJ9008-2HE00	POR	1
				160A 3KJ9008-1HD00		250A 3KJ9008-2HF00		1
					315A 3KJ9008-2HG00	1		
					400A 3KJ9008-2HH00	1		
						400A 3KJ9008-2HH00		1
Spare Bridging bar	Load side connection	63A,100A 3KJ9102-1BA00	POR	125A,160A 3KJ9002-1BB00	POR	200A 3KJ9002-2BC00	POR	1
						250A,315A 3KJ9002-2BD00		1
						400A 3KJ9002-2BE00		1
								1

Accessory	Description	3KJ03	Unit MRP* ₹	3KJ04	Unit MRP* ₹	3KJ05	Unit MRP* ₹	Std.pkg. (nos.)	
Auxiliary Switch ¹⁾	1NO+1NC	3KJ9001-5AB00	3665.-	3KJ9001-5AB00	3665.-	3KJ9001-5AB00	3665.-	1	
	2NO+2NC	3KJ9001-5AD00	13700.-	3KJ9001-5AD00	13700.-	3KJ9001-5AD00	13700.-	1	
Gland box ²⁾	With one gland plate	3KJ9013-3MC00	13100.-					1	
Spare Phase barrier	Lower side	3KJ9003-3CA00	105.-	3KJ9003-4CA00	370.-			1	
	Front side					3KJ9003-5CA10	370.-	1	
Spare Front drive (Handle)	Plastic	3KJ9006-3FT00	750.-			3KJ9003-5CA20	400.-	1	
	Metallic							1	
Spare Shaft		3KJ9007-4GA00	475.-	3KJ9007-4GA00	475.-	3KJ9007-5GA00	475.-	1	
								1	
Spare pole ³⁾		630A 3KJ9008-3HJ00	POR	1000A 3KJ9008-4HL00	POR	2000A 3KJ9008-4HL00	POR	1	
		800A 3KJ9008-3HK00		1250A 3KJ9008-4HM00		2500A 3KJ9008-4HM00		1	
			1600A 3KJ9008-4HN00	3150A 3KJ9008-4HN00		1			
						1			
Spare Extended link				1000A 3KJ9012-4LA00	POR			1	
				1250A 3KJ9012-4LB00				1	
				1600A 3KJ9012-4LC00				1	
Spare Bridging bar	Load side connection	630A 3KJ9002-3BF00	POR	1000A 3KJ9002-4BH00	POR			1	
		800A 3KJ9002-3BG00		1250A 3KJ9002-4BJ00		2000A 3KJ9002-5BL20 3KJ9002-5BL30	1		
				1600A 3KJ9002-4BK10 3KJ9002-4BK20		2500A 3KJ9002-5BM20 3KJ9002-5BM30	1		
						3150A 3KJ9002-5BN30 3KJ9002-5BN40 3KJ9002-5BN50	1		
	Line side connection						2000A 3KJ9002-5BL10		1
							2500A 3KJ9002-5BM10		1
							3150A 3KJ9002-5BN10 3KJ9002-5BN20		1
									1

Notes:
 1) Accessory - Auxiliary switch includes 2units. One each for position I and II
 2) Accessory - Gland box is to be used with enclosed switches
 3) Spare pole: For ratings 2000A, 2500A and 3150A. Use 2units of 1000A, 1250A and 1600A
 POR: Price On Request

Std. Pkg. = 1 unit * MRP - Max. Retail Price



for more
info scan
QR code



SMART 7KT

Power Monitoring Devices

Expanding the reach of technology



SMART 7KT

Power Monitoring Devices

SMART 7KT Discrete Panel Meter

Accurate and easy visualization for all the basic measurements

- Tested accuracy as per IEC 61557-12 and IEC 62053
- RoHS compliant
- Modern aesthetics with soft touch keys
- Large LED (multicolored) display for easy visualization

Description	Type	Unit LP ₹
VAF meter	7KT0120	3840.-
VA meter	7KT0110	3520.-
3 phase energy meter	7KT0210	7500.-



SMART 7KT Multi Function Meter

Broad range of uses in industry and infrastructure

- Tested accuracy as per IEC 61557-12 and IEC 62053
- RoHS compliant
- Graphical representation of current loading in the LCD display meters
- Modern aesthetics with soft touch keys
- Integrated Modbus RTU communication over RS 485
- Measurement of 30+ electrical parameters

Description	Type	Unit LP ₹
LCD Class 0.5s	7KT0311	20255.-
LCD Class 1	7KT0310	16925.-
Multi-line LED Class 1	7KT0308	12600.-
Single-line LED Class 1	7KT0307	8400.-



POR: Price On Request



for more info scan QR code

SMART 7KT Discrete DIN Meters

NEW

Power monitoring devices for DIN mounted systems

- Tested accuracy as per IEC 61557-12 and IEC 62053
- Bright LCD display for ease of reading
- Easy mounting with click fit on DIN rails
- Integrated communication in 2MW makes the meter digitalization ready
- Modern aesthetics increases the visual appeal of the panel
- RoHS compliant



Description	Type	Unit LP ₹
Single Phase Class 1 Energy Meter	7KT0010	5250.-

SMART 7KT DC Energy Meter

NEW

Power monitoring devices for DC applications

- Bi-direction (charging and discharging) current can be measured by the same device
- Time stamped data logging of events
- Load profile analysis
- Single meter measures energy consumption of four independent loads connected to one Voltage source.
- Configurable relay outputs for limit function, pulse output, alarm, etc.
- RoHS compliant



Description	Type	Unit LP ₹
Multichannel; Class 1; Main volt:10-60V DC; Aux volt: 60 - 300V AC/DC	7KT0810	POR
Multichannel; Class 1; Main volt:10-60V DC; Aux volt: 12 - 70V DC	7KT0811	
Multichannel; Class 1; Main volt:61 - 200V DC; Aux volt: 60 - 300V AC/DC	7KT0820	
Multichannel; Class 1; Main volt:61 - 200V DC; Aux volt:12 - 70V DC	7KT0821	
Multichannel; Class 1; Main volt:201 - 1000V DC; Aux volt: 60 - 300V AC/DC	7KT0830	
Multichannel; Class 1; Main volt:201 - 1000V DC; Aux volt: 12 - 70V DC	7KT0831	

Accessories (external shunt for DC meter)

Description	Type	Unit LP ₹
External Shunt for DC meter/ 50A/75MV	7KT0911	POR
External Shunt for DC meter/ 100A/60MV	7KT0922	
External Shunt for DC meter/ 100A/75MV	7KT0923	
External Shunt for DC meter/ 150A/75MV	7KT0924	
External Shunt for DC meter/ 200A/60MV	7KT0925	

Power Monitoring Devices



3LD4 Control Switches

- Compact and flexible design
- Double break contacts ensures high reliability
- Suitable for ambient temperatures up to 50°C
- Quick and easy installation
- High electrical and mechanical life

www.siemens.co.in

SIEMENS

3LD4 Control Switches

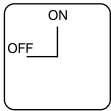
The 3LD4 Control Switches are cam operated switches suitable for use in a wide variety of control and auxiliary circuit applications.

- Conforms to IEC 60947-3, IEC 60947-5
- Range 6A to 100A
- Suitable for AC21A, AC-15 Utilization category
- Suitable for ambient up to 50°C
- Double break contacts for reliable operation
- Terminals designed for easy and fast installation



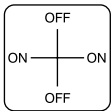
ON OFF Switches

90° operation



Type#	Description	Unit LP* ₹									Std. pkg. (nos.)
		6A (001)	10A (102)	16A (103)	20A (104)	25A (205)	32A (206)	40A (207)	63A (208)	100A (309)	
3LD4 ___ 1AA00-ORCO	1 Pole	195.-	370.-	440.-	460.-	480.-	595.-	755.-	880.-	4610.-	1
3LD4 ___ 2AA00-ORCO	2 Pole	245.-	420.-	500.-	555.-	580.-	690.-	905.-	1130.-	5760.-	
3LD4 ___ 3AA00-ORCO	3 Pole	270.-	500.-	585.-	635.-	755.-	845.-	1055.-	1515.-	7090.-	
3LD4 ___ 4AA00-ORCO	4 Pole	330.-	540.-	625.-	760.-	930.-	1000.-	1210.-	1825.-	8300.-	

90° Operation with complete rotation

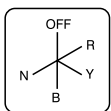
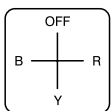


Type#	Description	Unit LP* ₹									Std. pkg. (nos.)
		6A (001)	10A (102)	16A (103)	20A (104)	25A (205)	32A (206)	40A (207)	63A (208)	100A (309)	
3LD4 ___ 1BC00-ORCO	1 Pole	190.-	370.-	440.-	460.-	465.-	585.-	750.-	875.-	4610.-	1
3LD4 ___ 2BC00-ORCO	2 Pole	245.-	420.-	500.-	555.-	580.-	690.-	905.-	1130.-	5760.-	
3LD4 ___ 3BC00-ORCO	3 Pole	270.-	500.-	585.-	635.-	755.-	845.-	1055.-	1515.-	7090.-	
3LD4 ___ 4BC00-ORCO	4 Pole	330.-	540.-	625.-	760.-	930.-	1000.-	1210.-	1825.-	8300.-	

* Fill in the 5th, 6th & 7th of the type nos with the digits in () to get complete MLFB
e.g. for 6A 3 Pole ON OFF Switch the complete type no will be 3LD40013AA00-ORCO

Instrumentation Selector Switch

Ammeter Selector Switch (ASS)



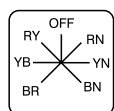
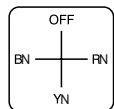
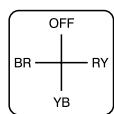
Description	Rating	Type#	Unit LP* ₹	Std. pkg. (nos.)
Line currents with OFF	6A	3LD40014DC200RC0	405.-	1
	10A	3LD41024DC200RC0	485.-	
	16A	3LD41034DC200RC0	620.-	
	20A	3LD41044DC200RC0	695.-	
Line currents with Neutral with OFF	6A	3LD40014DD200RC0	400.-	
	10A	3LD41024DD200RC0	480.-	
	16A	3LD41034DD200RC0	610.-	
	20A	3LD41044DD200RC0	770.-	



* LP - List Price

3LD4 Control Switches

Voltmeter Selector Switch (VSS)

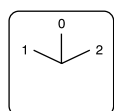


Description	Rating	Type#	Unit LP* ₹	Std. pkg. (nos.)
Line voltages with OFF	6A	3LD40014DC300RC0	295.-	1
	10A	3LD41024DC300RC0	440.-	
	16A	3LD41034DC300RC0	560.-	
	20A	3LD41044DC300RC0	635.-	
Phase voltages with OFF	6A	3LD40014DC310RC0	525.-	
	10A	3LD41024DC310RC0	595.-	
	16A	3LD41034DC310RC0	760.-	
	20A	3LD41044DC310RC0	840.-	
Line & Phase voltages with OFF	6A	3LD40014DF300RC0	525.-	
	10A	3LD41024DF300RC0	880.-	
	16A	3LD41034DF300RC0	1050.-	
	20A	3LD41044DF300RC0	1140.-	



Changeover Switch

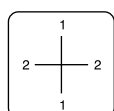
With OFF (60°)



Type#	Description	Unit LP* ₹									Std. pkg. (nos.)
		6A (001)	10A (102)	16A (103)	20A (104)	25A (205)	32A (206)	40A (207)	63A (208)	100A (309)	
3LD4 ___ 1BB10-ORCO	1P 2W	245.-	455.-	555.-	570.-	585.-	645.-	875.-	1190.-	5955.-	1
3LD4 ___ 2BB10-ORCO	2P 2W	330.-	555.-	625.-	740.-	790.-	925.-	1200.-	1800.-	8710.-	
3LD4 ___ 3BB10-ORCO	3P 2W	405.-	690.-	840.-	1035.-	1195.-	1290.-	1515.-	2425.-	11275.-	
3LD4 ___ 4BB10-ORCO	4P 2W	500.-	760.-	965.-	1265.-	1590.-	1670.-	1855.-	3065.-	14375.-	

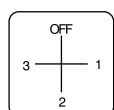


Without OFF (90°)



Type#	Description	Unit LP* ₹									Std. pkg. (nos.)
		6A (001)	10A (102)	16A (103)	20A (104)	25A (205)	32A (206)	40A (207)	63A (208)	100A (309)	
3LD4 ___ 1PC10-ORCO	1P 2W	245.-	455.-	555.-	560.-	585.-	645.-	875.-	1190.-	5955.-	1
3LD4 ___ 2PC10-ORCO	2P 2W	330.-	555.-	625.-	740.-	790.-	925.-	1200.-	1800.-	8710.-	
3LD4 ___ 3PC10-ORCO	3P 2W	405.-	690.-	840.-	1035.-	1195.-	1290.-	1515.-	2425.-	11275.-	
3LD4 ___ 4PC10-ORCO	4P 2W	500.-	760.-	965.-	1265.-	1590.-	1670.-	1855.-	3065.-	14375.-	

Phase Changeover Switch (PCS)



Type#	Description	Unit LP* ₹									Std. pkg. (nos.)
		6A (001)	10A (102)	16A (103)	20A (104)	25A (205)	32A (206)	40A (207)	63A (208)	100A (309)	
3LD4 ___ 1CC10-ORCO	1P 3W	295.-	400.-	465.-	555.-	560.-	700.-	1025.-	1145.-	4895.-	1



* Fill in the 5th, 6th & 7th of the type nos with the digits in () to get complete MLFB
e.g. for 10A 3 Pole Changeover with OFF (60°) the complete type no will be 3LD41023BB10-ORCO

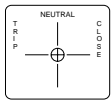
3LD4 Control Switches

Breaker Control Switch

Breaker Control Switch also referred to as **TNC or Trip-Neutral-Close Switch** is used in the control circuit of Low & Medium Voltage panels for switching circuit breakers. BCS switch has three positions – Trip, Neutral & Close used for switching the circuit breaker via auxiliary releases.

Product Features

- Pistol grip handle for easy operation
- Spring return operation
- High electrical & mechanical life
- Available in 25A & 32A ratings
- Tested as per IEC 60947-5-1

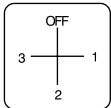


Description	Rating	Type#	Unit LP* ₹	Std. pkg. (nos.)
1 Trip + 1 Close	25A	3LD4205-2BB50-ORCO	1640.-	1
	32A	3LD4206-2BB50-ORCO	1935.-	
2 Trip + 2 Close	25A	3LD4205-4BB50-ORCO	1975.-	
	32A	3LD4206-4BB50-ORCO	2305.-	

Multistep Switch

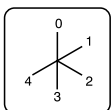


Multistep 3 Way with OFF



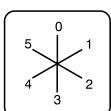
Type#	Description	Unit LP* ₹									Std. pkg. (nos.)
		6A (001)	10A (102)	16A (103)	20A (104)	25A (205)	32A (206)	40A (207)	63A (208)	100A (309)	
3LD4 ___1CC40-ORCO	1P 3W	295.-	500.-	580.-	595.-	625.-	705.-	1000.-	1130.-	6105.-	1
3LD4 ___2CC40-ORCO	2P 3W	405.-	585.-	705.-	840.-	960.-	1030.-	1480.-	1665.-	8965.-	
3LD4 ___3CC40-ORCO	3P 3W	585.-	780.-	1190.-	1275.-	1420.-	1545.-	1970.-	2580.-	11725.-	
3LD4 ___4CC40-ORCO	4P 3W	750.-	1005.-	1445.-	1580.-	1770.-	1950.-	2645.-	3080.-	14805.-	

Multistep 4 Way with OFF



Type#	Description	Unit LP* ₹									Std. pkg. (nos.)
		6A (001)	10A (102)	16A (103)	20A (104)	25A (205)	32A (206)	40A (207)	63A (208)	100A (309)	
3LD4 ___1DD40-ORCO	1P 4W	335.-	445.-	840.-	910.-	1005.-	1120.-	1270.-	1720.-	5400.-	1
3LD4 ___2DD40-ORCO	2P 4W	585.-	845.-	990.-	1020.-	1060.-	1230.-	1590.-	2010.-	7870.-	
3LD4 ___3DD40-ORCO	3P 4W	815.-	1135.-	1575.-	1650.-	1770.-	2030.-	2710.-	3080.-	21670.-	

Multistep 5 Way with OFF

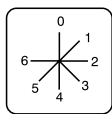


Type#	Description	Unit LP* ₹									Std. pkg. (nos.)
		6A (001)	10A (102)	16A (103)	20A (104)	25A (205)	32A (206)	40A (207)	63A (208)	100A (309)	
3LD4 ___1EE40-ORCO	1P 5W	380.-	710.-	965.-	1090.-	1260.-	1275.-	1575.-	1840.-	5420.-	1
3LD4 ___2EE40-ORCO	2P 5W	690.-	1105.-	1280.-	1480.-	1715.-	2010.-	2070.-	2585.-	7865.-	

* LP - List Price

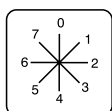
Multistep Switch

Multistep 6 Way with OFF



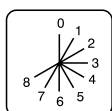
Type#	Description	Unit LP* ₹									Std. pkg. (nos.)
		6A (001)	10A (102)	16A (103)	20A (104)	25A (205)	32A (206)	40A (207)	63A (208)		
3LD4 ___ 1FF40-ORCO	1P 6W	495.-	800.-	930.-	1025.-	1120.-	1305.-	1340.-	2170.-	1	
3LD4 ___ 2FF40-ORCO	2P 6W	815.-	1200.-	1350.-	1525.-	1720.-	2085.-	2665.-	3480.-		

Multistep 7 Way with OFF



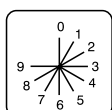
Type#	Description	Unit LP* ₹									Std. pkg. (nos.)
		6A (001)	10A (102)	16A (103)	20A (104)	25A (205)	32A (206)	40A (207)	63A (208)		
3LD4 ___ 1GG40-ORCO	1P 7W	500.-	825.-	1020.-	1115.-	1275.-	1335.-	1385.-	2155.-	1	

Multistep 8 Way with OFF



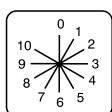
Type#	Description	Unit LP* ₹				Std. pkg. (nos.)
		6A (001)	10A (102)	16A (103)	20A (104)	
3LD4 ___ 1HH40-ORCO	1P 8W	565.-	700.-	1000.-	1160.-	1

Multistep 9 Way with OFF




Type#	Description	Unit LP* ₹				Std. pkg. (nos.)
		6A (001)	10A (102)	16A (103)	20A (104)	
3LD4 ___ 1JJ40-ORCO	1P 9W	585.-	850.-	1035.-	1230.-	1

Multistep 10 Way with OFF



Type#	Description	Unit LP* ₹				Std. pkg. (nos.)
		6A (001)	10A (102)	16A (103)	20A (104)	
3LD4 ___ 1KK40-ORCO	1P 10W	690.-	900.-	1385.-	1865.-	1

Multistep 11 Way with OFF



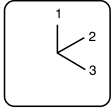
Type#	Description	Unit LP* ₹				Std. pkg. (nos.)
		6A (001)	10A (102)	16A (103)	20A (104)	
3LD4 ___ 1LL40-ORCO	1P 11W	815.-	975.-	1525.-	2010.-	1

* Fill in the 5th, 6th & 7th of the type nos with the digits in () to get complete MLFB
 e.g. for 6A 3 Pole Multistep 4 Way with OFF the complete type no will be 3LD40013DD40-ORCO

Multistep Switch

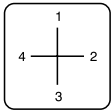


Multistep 3 Way without OFF



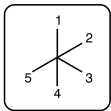
Type#	Description	Unit LP* ₹									Std. pkg. (nos.)
		6A (001)	10A (102)	16A (103)	20A (104)	25A (205)	32A (206)	40A (207)	63A (208)	100A (309)	
3LD4 ___ 1QB40-ORCO	1P 3W	280.-	480.-	585.-	595.-	740.-	765.-	1185.-	1335.-	5010.-	1
3LD4 ___ 2QB40-ORCO	2P 3W	405.-	725.-	825.-	905.-	970.-	1000.-	1480.-	1750.-	8965.-	
3LD4 ___ 3QB40-ORCO	3P 3W	585.-	905.-	1230.-	1315.-	1420.-	1545.-	2170.-	2580.-	9630.-	
3LD4 ___ 4QB40-ORCO	4P 3W	750.-	1005.-	1425.-	1620.-	1795.-	1910.-	4210.-	4650.-	10325.-	

Multistep 4 Way without OFF



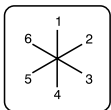
Type#	Description	Unit LP* ₹									Std. pkg. (nos.)
		6A (001)	10A (102)	16A (103)	20A (104)	25A (205)	32A (206)	40A (207)	63A (208)	100A (309)	
3LD4 ___ 1RC40-ORCO	1P 4W	320.-	525.-	710.-	770.-	885.-	930.-	1280.-	1790.-	6105.-	1
3LD4 ___ 2RC40-ORCO	2P 4W	455.-	755.-	840.-	965.-	1050.-	1145.-	1545.-	2010.-	9425.-	
3LD4 ___ 3RC40-ORCO	3P 4W	620.-	740.-	1335.-	1475.-	1670.-	1855.-	2020.-	2695.-	12425.-	

Multistep 5 Way without OFF



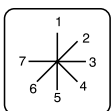
Type#	Description	Unit LP* ₹									Std. pkg. (nos.)
		6A (001)	10A (102)	16A (103)	20A (104)	25A (205)	32A (206)	40A (207)	63A (208)	100A (309)	
3LD4 ___ 1SD40-ORCO	1P 5W	380.-	550.-	765.-	875.-	1000.-	1230.-	1575.-	2015.-	5390.-	1
3LD4 ___ 2SD40-ORCO	2P 5W	690.-	930.-	1050.-	1350.-	1580.-	1705.-	2185.-	2770.-	7750.-	

Multistep 6 Way without OFF



Type#	Description	Unit LP* ₹									Std. pkg. (nos.)
		6A (001)	10A (102)	16A (103)	20A (104)	25A (205)	32A (206)	40A (207)	63A (208)	100A (309)	
3LD4 ___ 1TE40-ORCO	1P 6W	400.-	495.-	960.-	1025.-	1120.-	1275.-	1485.-	1885.-	8965.-	1
3LD4 ___ 2TE40-ORCO	2P 6W	780.-	945.-	1290.-	1620.-	1980.-	2035.-	2070.-	2640.-	17890.-	

Multistep 7 Way without OFF

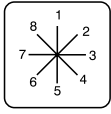


Type#	Description	Unit LP* ₹									Std. pkg. (nos.)
		6A (001)	10A (102)	16A (103)	20A (104)	25A (205)	32A (206)	40A (207)	63A (208)		
3LD4 ___ 1UF40-ORCO	1P 7W	495.-	625.-	725.-	1005.-	1325.-	1330.-	1590.-	2365.-	1	

* LP - List Price


Multistep Switch

Multistep 8 Way without OFF



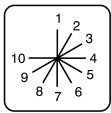
Type#	Description	Unit LP* ₹				Std. pkg. (nos.)
		6A (001)	10A (102)	16A (103)	20A (104)	
3LD4 ___ 1VG40-ORCO	1P 8W	500.-	985.-	1085.-	1160.-	1

Multistep 9 Way without OFF




Type#	Description	Unit LP* ₹				Std. pkg. (nos.)
		6A (001)	10A (102)	16A (103)	20A (104)	
3LD4 ___ 1WH40-ORCO	1P 9W	585.-	1020.-	1725.-	2140.-	1

Multistep 10 Way without OFF




Type#	Description	Unit LP* ₹				Std. pkg. (nos.)
		6A (001)	10A (102)	16A (103)	20A (104)	
3LD4 ___ 1XJ40-ORCO	1P 10W	625.-	1040.-	1910.-	2580.-	1

Multistep 11 Way without OFF



Type#	Description	Unit LP* ₹				Std. pkg. (nos.)
		6A (001)	10A (102)	16A (103)	20A (104)	
3LD4 ___ 1YK40-ORCO	1P 11W	650.-	1060.-	2055.-	2715.-	1

Multistep 12 Way without OFF



Type#	Description	Unit LP* ₹				Std. pkg. (nos.)
		6A (001)	10A (102)	16A (103)	20A (104)	
3LD4 ___ 1ZL40-ORCO	1P 12W	710.-	1085.-	2140.-	2750.-	1

* Fill in the 5th, 6th & 7th of the type nos with the digits in () to get complete MLFB
 e.g. for 6A 1 Pole Multistep 4 Way with OFF the complete type no will be 3LD40013DD40-ORCO

* LP - List Price





Geared to act **FAST!**

Siemens range of fuses

Fuses are the fastest & simplest current limiting devices, suitable for protection of lines, systems, devices in both distribution & control circuits.

Available in varied design - with a wide current range, multiple voltage ratings and high short circuit strength. Our fuses are perfectly equipped to minimize the effect of over currents, thus allowing you to protect property as well as lives.

Siemens Fuses offer:

- High switching capacity
- Compact Design
- Low Watt Losses

With Siemens fuses - protection is Easy, Safe and Reliable

www.siemens.com/fuses

SIEMENS

HRC fuses (DIN) 3NA

- High Breaking capacity of 120kA
- Dual indication for fault detection
- CE marked
- Highly compact: upto 100A in size 000



Upto 800A, 500V AC, S.C. breaking capacity 120kA

Size	Rated current (A)	Type	Unit MRP [®] ₹	Std. pkg.** (nos.)
000	2	3NA78020RC	485.-	1/6
	4	3NA78040RC	485.-	1/6
	6	3NA78010RC	485.-	1/6
	10	3NA78030RC	485.-	1/6
	16	3NA78050RC	490.-	1/6
	20	3NA78070RC	490.-	1/6
	25	3NA78100RC	490.-	1/6
	32	3NA78120RC	490.-	1/6
	40	3NA78170RC	515.-	1/6
	50	3NA78200RC	515.-	1/6
	63	3NA78220RC	570.-	1/6
	80	3NA78240RC	625.-	1/6
00	100	3NA78300RC	625.-	1/6
	125	3NA78320RC	750.-	1/6
	160	3NA78360RC	795.-	1/6
	50	3NA71200RC	1085.-	1/3
	63	3NA71220RC	1085.-	1/3
	80	3NA71240RC	1085.-	1/3
1	100	3NA71300RC	1085.-	1/3
	125	3NA71320RC	1135.-	1/3
	160	3NA71360RC	1170.-	1/3
	200	3NA71400RC	1170.-	1/3
	224	3NA71420RC	1215.-	1/3
	250	3NA71440RC	1315.-	1/3
	200	3NA72400RC	1615.-	1/3
2	250	3NA72440RC	1680.-	1/3
	315	3NA72520RC	1740.-	1/3
	400*	3NA72600RC	1740.-	1/3
3	315	3NA33520RC	2475.-	1/3
	400	3NA33600RC	2475.-	1/3
	500	3NA33650RC	2765.-	1/3
	630	3NA33720RC	2830.-	1/3
	800*	3NA33754RC	3445.-	1/3

* 400A (Size II) and 800A are rated at 415V AC

■ **Stock items**

* LP - List Price

® MRP - Max. Retail Price

Isolating links (DIN)

Size	Rated current (A)	Type	Unit MRP [®] ₹	Std. pkg.** (nos.)
00	160	■ 3NG1000	550.-	1
1	250	■ 3NG1250	830.-	1
2	400	■ 3NG1300	1355.-	1
3	630	■ 3NG1400	1400.-	1



Fuse bases (DIN)

Size	Rated current (A)	Suitable for fuse link type	Type	Unit MRP [®] ₹	Std. pkg.** (nos.)
00/000	160	3NA7 8	■ 3NH3030-0RC (Screw-in)	670.-	1/10
00/000	160	3NA7 8	■ 3NH3032-0RC (Plug in)	715.-	1/10
1	250	3NA7 1	■ 3NH3230-0RC	1345.-	1/5
2	400	3NA7 2	■ 3NH3330-0RC	1900.-	1/5
3	630	3NA3 3	■ 3NH3430-0RC	2740.-	1/5
3	800	3NA3 3	■ 3NH3430-4RC	3245.-	1/5



Fuse puller

Description	Type	Unit MRP [®] ₹	Std. pkg.** (nos.)
Suitable for 3KL8 and all sizes of fuse links/isolating links	■ 3NX1011	3285.-	1
Suitable only for fuse links and isolating links	3NX1010	1370.-	1



LV HRC contact covers

Size	Type	Unit LP* ₹	Std. pkg.** (nos.)
00/000	3NX3115	750.-	1/10
00/000	3NX3116	465.-	1/10



Note: Prices on request for Touch protection of contact pieces of all sizes



HRC fuses (BS) 3NW

- 2A-800A
- Rated at 415V AC/240V DC
- Breaking capacity 80kA (AC)



Blade tag

Rated current (A)	Type	Unit MRP* ₹	Std. pkg.** (nos.)
2	■ 3NWN52	135.-	20
4	■ 3NWN54	135.-	20
6	■ 3NWN56	135.-	20
10	■ 3NWN510	135.-	20
16	■ 3NWN516	135.-	20
20	■ 3NWN520	160.-	20
25	■ 3NWN525	160.-	20
32	3NWN532	160.-	20

Offset tag

Rated current (A)	Type	Unit MRP* ₹	Std. pkg.** (nos.)
2	3NWTIA2	195.-	20
4	3NWTIA4	195.-	20
6	3NWTIA6	195.-	20
10	■ 3NWTIA10	215.-	20
16	■ 3NWTIA16	215.-	20
20	■ 3NWTIA20	215.-	20
25	■ 3NWTIA25	215.-	20
32	■ 3NWTIA32	215.-	20
40	3NWTIS40	295.-	20
50	■ 3NWTIS50	295.-	20
63	■ 3NWTIS63	295.-	20
80	3NWTCP80	765.-	10
100	■ 3NWTCP100	765.-	10
125	3NWTFP125	1550.-	5
160	3NWTFP160	1550.-	5
200	3NWTFP200	1550.-	5

Central tag

Rated current (A)	Type	Unit MRP* ₹	Std. pkg.** (nos.)
80	3NWT80	820.-	10
100	3NWT100	820.-	10
125	3NWT125	1695.-	5
160	3NWT160	1695.-	5
200	3NWT200	1695.-	5
250	3NWT250	2340.-	1
315	3NWT315	2340.-	1
355	3NWT355	2725.-	1
400	3NWT400	2725.-	1
500	3NWT500	4290.-	1
630	3NWT630	5220.-	1
710	3NWT710	5965.-	1
800	3NWT800	5965.-	1

Offset tag

Rated current (A)	Type	Unit MRP* ₹	Std. pkg.** (nos.)
6	3NWTSA6	160.-	20
10	3NWTSA10	160.-	20
16	3NWTSA16	160.-	20
20	3NWTSA20	160.-	20
25	3NWTSA25	160.-	20
32	3NWTSA32	160.-	20
36	3NWTSS36	320.-	20
40	3NWTSS40	320.-	20
50	3NWTSS50	320.-	20
63	3NWTSS63	320.-	20
80	3NWTSDS80	605.-	20
100	3NWTSDS100	605.-	20
125	3NWTFF125	760.-	5
160	3NWTFF160	825.-	5
200	3NWTFF200	760.-	5

Central tag

Rated current (A)	Type	Unit MRP* ₹	Std. pkg.** (nos.)
80	3NWTSDC80	730.-	10
100	3NWTSDC100	730.-	10
125	3NWTSF125	765.-	5
160	3NWTSF160	765.-	5
200	3NWTSF200	765.-	5
250	3NWTSK250	1835.-	1
315	3NWTSK315	1835.-	1
355	3NWTSM355	3060.-	1
400	3NWTSM400	3060.-	1
450	3NWTST450	2540.-	1
500	3NWTST500	2540.-	1
560	3NWTSL560	4850.-	1
630	3NWTSL630	4110.-	1
800	3NWTSL800	5935.-	1

Fuse holders (for fuses type 3NW TIA, TSA, TIS, TSS, TSDS)

Rated current (A)	Type	Unit MRP* ₹	Std. pkg.** (nos.)
32	3NWC32F9	2945.-	10
63	3NWC63F9	3455.-	10
100	3NWC100F9	3810.-	10

Fuse holders (for fuses Type 3NW NS) & Isolating link

Rated current (A)	Type	Unit MRP* ₹	Std. pkg.** (nos.)
20	■ 3NW20NSF	310.-	10
32	■ 3NW32NSF	390.-	10
32A (Iso. Link)	■ 3NW32NSL	170.-	10

** Purchase MOQ for our authorised dealers is in multiples of standard packing, please contact your nearest Siemens Sales Office for further details

■ Stock items

* MRP - Maximum Retail Price

Please order in multiples of standard packing.



Designed

with



Application

in



Mind



Explore 3TS range of Contactors

SIEMENS

Power Contactors



3TS Contactor

Rating Ie (AC-3) 415 V, 50 hz	Built-in aux contacts	Coil voltage AC, 50 hz	Type	Unit LP ₹	Std. pkg. (nos.)
9 A	1 NO	110 V	3TS30 10-0AF0-08K	1380.-	1
	1 NO	230 V	3TS30 10-0AP0-08K		1
	1 NO	415 V	3TS30 10-0AR0-08K		1
	1 NC	110 V	3TS30 01-0AF0-08K		1
	1 NC	230 V	3TS30 01-0AP0-08K		1
	1 NC	415 V	3TS30 01-0AR0-08K		1
12 A	1 NO	110 V	3TS31 10-0AF0-08K	1525.-	1
	1 NO	230 V	3TS31 10-0AP0-08K		1
	1 NO	415 V	3TS31 10-0AR0-08K		1
	1 NC	110 V	3TS31 01-0AF0-08K		1
	1 NC	230 V	3TS31 01-0AP0-08K		1
	1 NC	415 V	3TS31 01-0AR0-08K		1
18 A	1 NO	110 V	3TS32 10-0AF0-08K	1700.-	1
	1 NO	230 V	3TS32 10-0AP0-08K		1
	1 NO	415 V	3TS32 10-0AR0-08K		1
	1 NC	110 V	3TS32 01-0AF0-08K		1
	1 NC	230 V	3TS32 01-0AP0-08K		1
	1 NC	415 V	3TS32 01-0AR0-08K		1
25 A	–	110 V	3TS33 00-0AF0-08K	2190.-	1
	–	230 V	3TS33 00-0AP0-08K		1
	–	415 V	3TS33 00-0AR0-08K		1

Rating Ie (AC-3) 415 V, 50 hz	Built-in aux contacts	Coil voltage AC, 50 hz	Type	Unit LP ₹	Std. pkg. (nos.)
32 A	–	110 V	3TS34 00-0AF0-08K	4820.-	1
	–	230 V	3TS34 00-0AP0-08K		1
	–	415 V	3TS34 00-0AR0-08K		1
40 A	–	110 V	3TS35 00-0AF0-08K	7000.-	1
	–	230 V	3TS35 00-0AP0-08K		1
	–	415 V	3TS35 00-0AR0-08K		1
50 A	–	110 V	3TS36 00-0AF0-08K	9700.-	1
	–	230 V	3TS36 00-0AP0-08K		1
	–	415 V	3TS36 00-0AR0-08K		1
65 A	2NO+2NC	110 V	3TS47 22-0AF0-08K	13775.-	1
	2NO+2NC	230 V	3TS47 22-0AP0-08K		1
	2NO+2NC	415 V	3TS47 22-0AR0-08K		1
75 A	2NO+2NC	110 V	3TS48 22-0AF0-08K	17930.-	1
	2NO+2NC	230 V	3TS48 22-0AP0-08K		1
	2NO+2NC	415 V	3TS48 22-0AR0-08K		1
85 A	2NO+2NC	110 V	3TS49 22-0AF0-08K	20975.-	1
	2NO+2NC	230 V	3TS49 22-0AP0-08K		1
	2NO+2NC	415 V	3TS49 22-0AR0-08K		1
105 A	2NO+2NC	110 V	3TS50 22-0AF0-08K	25340.-	1
	2NO+2NC	230 V	3TS50 22-0AP0-08K		1
	2NO+2NC	415 V	3TS50 22-0AR0-08K		1

Spares and Accessories

Auxiliary contact blocks

For contactor	Description	Type	Unit LP ₹	Std.pkg. (nos.)
3TS30 to 36	1NO	■ 3TX4 010-2A	245.-	10
	1NC	■ 3TX4 001-2A	245.-	10
	1NO (Extd)	■ 3TX4 010-4A	380.-	10
	1NC (Extd)	■ 3TX4 001-4A	380.-	10
3TS47 to 50	Second 1NO+1NC Left	■ 3TY7 561-1KA00 8K	1125.-	1
	Second 1NO+1NC Right			

Main contact kits (set of 6 fixed & 3 moving contacts)

Contactor rating	Description	Type	Unit LP ₹	Std. pkg. (nos.)
3TS33	Spare main contact kits	3TS91 33-00 8K	1020.-	1
3TS34		3TS91 34-00 8K	1410.-	1
3TS35		3TS91 35-00 8K	2695.-	1
3TS36		3TS91 36-00 8K	3705.-	1
3TS47		3TS91 47-00 8K	3970.-	1
3TS48		3TS91 48-00 8K	5795.-	1
3TS49		3TS91 49-00 8K	7755.-	1
3TS50		3TS91 50-00 8K	10375.-	1

For higher ratings please get in touch with your sales office

Coil voltage		Type	Unit LP ₹	Std. pkg. (nos.)
AC	DC			
Surge suppressor (varistor) for 3TS30-36				
24 - 48 V	24 - 70 V	■ 3TX7 402-3GY1	700.-	10
48 - 127V	70 - 150V	■ 3TX7 402-3HY1	700.-	10
127 - 240V	150 - 250V	■ 3TX7 402-3JY1	700.-	10
240 - 400V	—	3TX7 402-3KY1	900.-	10
400 - 600V	—	3TX7 402-3LY1	900.-	10
Surge suppressor (varistor) for 3TS47-50				
Less than 48V	24 - 70V	■ 3TX7 462-3GY1	965.-	10
48 - 127V	70 - 150V	■ 3TX7 462-3HY1	965.-	10
127 - 240V	150 - 250V	■ 3TX7 462-3JY1	965.-	10
240 - 400V	—	3TX7 462-3KY1	1020.-	10
400 - 600V	—	3TX7 462-3LY1	1020.-	10
Surge suppressor (RC unit) for 3TS30-36				
24 - 48 V	24 - 70 V	3TX7 402-3RY2	1120.-	10
48 - 127V	70 - 150V	3TX7 402-3SY2		10
127 - 240V	150 - 250V	3TX7 402-3TY2		10
240 - 400V	—	3TX7 402-3UY2		10
400 - 600V	—	3TX7 402-3VY2		10

**Interlocking kit for two 3TS contactors
(inclusive of base plate and interlocking mechanism)**

Contactor type	Type	Unit LP ₹	Std. pkg. (kits)
3TS30 - 3TS36	■ 3TX4 091-1A*	780.-	10
3TS47 - 3TS48	■ 3TX7 466-1YA0	2745.-	2
3TS49 - 3TS50	■ 3TX7 486-1YA0	4475.-	2

* W/o base plate (not required)

AC coils (50 Hz) spare coils

For contactor	Type†	Unit LP ₹	Std. pkg. (nos.)
		For 110/230/415V 50Hz	
3TS30 - 3TS34	■ 3TY7 403-0A..	960.-	1
3TS35 - 3TS36	■ 3TY7 443-0A..	1180.-	1
3TS47 - 3TS48	■ 3TY7 463-0A..	2050.-	1
3TS49 - 3TS50	■ 3TY7 483-0A..	3745.-	1

AC 50Hz coil code: 3TS30 to 3TS50

Coil voltage (V)	■ 110	■ 230	■ 415
Code	F0	P0	R0

Spare arc chamber

Contactor rating	Description	Type	Unit LP ₹	Std. pkg. (nos.)
3TS47	Spare arc chamber	3TS93 47-00 8K	1460.-	1
3TS48		3TS93 48-00 8K	1785.-	1
3TS49		3TS93 49-00 8K	2575.-	1
3TS50		3TS93 50-00 8K	2995.-	1

Individual mounting accessory

For relay type	Description	Type	Unit LP ₹	Std. pkg. (nos.)
3US50 00	Accessory for individual mounting	3US91 50-008K	585.-	1
3US52 00		3US91 52-008K	610.-	1
3US55 00		3US91 55-008K	735.-	1
3US56 00		3US91 56-008K	735.-	1
3US58 00		3US91 58-008K	775.-	1

For higher ratings please get in touch with your sales office



Thermal overload relay

Relay group	Recommended contactor	Current range	Type	Unit LP ₹	Std. pkg. (nos.)
3US50 00	3TS30 3TS31 3TS32	0.8 - 1.25	3US50 00-0K8K	2270.-	1
		1.0 - 1.6	3US50 00-1A8K	2270.-	1
		1.6 - 2.5	3US50 00-1C8K	2270.-	1
		2.5 - 4.0	3US50 00-1E8K	2270.-	1
		4.0 - 6.3	3US50 00-1G8K	2285.-	1
		6.3 - 10	3US50 00-1J8K	2330.-	1
		8 - 12.5	3US50 00-1K8K	2330.-	1
		10 - 16	3US50 00-2S8K	2355.-	1
		12.5 - 18	3US50 00-2B8K	2355.-	1
3US52 00	3TS33 3TS34	12.5 - 20	3US52 00-2B8K	2615.-	1
		16 - 25	3US52 00-2C8K		1
3US55 00		25 - 32	3US55 00-2D8K	3995.-	1
3US56 00	3TS35 3TS36	20 - 32	3US56 00-2D8K	4115.-	1
		25 - 36	3US56 00-2Q8K		1
		32 - 40	3US56 00-2R8K	4305.-	1
		36 - 45	3US56 00-8M8K		1
3US58 00	3TS47 3TS48 3TS49 3TS50	40 - 57	3US58 00-2T8K	6920.-	1
		50 - 63	3US58 00-2P8K		1
		57 - 70	3US58 00-2V8K		1
		63 - 80	3US58 00-2U8K		1
		70 - 95	3US58 00-8Y8K		1
		85 - 105	3US58 00-5C8K		7350.-

Accessories for birelays

Description	For relay type	Type	Unit LP ₹	Std. pkg. (nos.)
Resetting plunger funnel	3US5	3UX10 11 3UX10 13	270.-	10 10
Reset cord + holder: 400 mm length 600 mm length	3US5	3UX10 15 3UX10 16	370.-	5 5
Protection cover	3US5	3UX11 10 1YA 3UX11 11 1YA	275.-	10 10

3TS Capacitor duty Contactors

The 3TS capacitor duty contactor (with **patented** de-latching technology) provides a reliable and economical solution for capacitor switching applications.

Features and Benefits

- De-latching operating principle
- SIGUT Termination technique
- Finger touch proof terminals
- Compact Dimensions
- DIN / Screw mounting
- Reliable switching of capacitor banks
- Ease of wiring (can obviate use of lugs)
- Operator Safety
- Space saving
- Flexible mounting

Now in
TI - GREY

NEW



Capacitor kVAR 415V, 3ph, 50Hz	Built-in aux. contacts	Type [†]	Unit LP ₹	Built-in aux. contacts	Type [†]	Unit LP ₹	Std. pkg. (nos.)
5 kvar NEW	1 NO	3TS2110-0A..5-8K [†]	2540.-				
7 kvar	1 NO	3TS1110-0A..5-8K [†]	2795.-				
10 kvar NEW	–	3TS2200-0A..5-8K [†]	3035.-	1NO+1NC	3TS2211-0A..5-8K	3480.-	
12.5 kvar	–	3TS1200-0A..5-8K [†]	3110.-	1NO+1NC	3TS1211-0A..5-8K	3555.-	1
16 kvar	–	3TS1300-0A..5-8K [†]	4275.-	1NO+1NC	3TS1311-0A..5-8K	4715.-	1
20 kvar	–	3TS1400-0A..5-8K [†]	4815.-	1NO+1NC	3TS1411-0A..5-8K	5245.-	1
25 kvar	–	3TS1500-0A..5-8K [†]	5560.-	1NO+1NC	3TS1511-0A..5-8K	6010.-	1
30 kvar NEW	–	3TS2500-0A..5-8K [†]	8665.-	1NO+1NC	3TS2511-0A..5-8K	9110.-	1
40 kvar NEW	2 NO + 2 NC	3TS2722-0A..5-8K	14700.-				
50 kvar	2 NO + 2 NC	3TS1722-0A..5-8K	17210.-				

† Facility to add one contact block of 1NO / 1NC

@ AC 50Hz coil code - Please enter coil codes from table below

Code	For 3TS contactors		
	F0	P0	R0
Coil voltage (V)	110	230	415

Auxiliary contact blocks

For contactor	Description	Type	Unit LP ₹	Std. pkg. (nos.)
3TS1110-3TS1500	1NO	■ 3TX4010-2A	245.-	10
	1NC	■ 3TX4001-2A	245.-	10

3MT7 Capacitor Duty Contactors

NEW

Capacitor kvar 440V AC, 3Ph, 50Hz	Built-in aux. contacts	Type	Unit LP ₹	Std. pkg. (nos.)
60kVar	1NO+2NC	3MT70060JA126A..	18290.-	1
80kVar	1NO+2NC	3MT70080JA126A..	22455.-	1
100kVar	1NO+2NC	3MT70100JA126A..	23335.-	1

Please add coil code from adjacent table

Note: For SIRIUS 3RT26 Capacitor Duty Contactors - Please contact Siemens

Coil 50/60Hz for 60 kvar contactor					
Coil Code	C2	G2	N2	P2	R2
Voltage	24V AC	110V AC	■ 220V AC	■ 240V AC	415V AC

Coil 50Hz for 80 & 100 kvar contactors				
Coil Code	F0	M0	U0	V0
Voltage	110V AC	■ 220V AC	■ 240V AC	415V AC



3TS Converter duty Contactors

Features

- Offers one of the highest AC-1 rating in given size
- Arc chamber interlock
- SIGUT Termination technique
- Compact Dimensions
- Screw mounting
- Double break parallel bridge auxiliary contacts

Applications

- VFD, Soft Starters applications
- UPS
- Solar and Wind inverters
- Resistive loads
- Battery charging
- Neutral switching



Contactor Size	Rated current Ie (A) AC1 at 415V	AC Coil		
		Type	Unit LP ₹	Std. pkg. (nos.)
3	100	3TS4822-0A..1-8K	11160.-	1
4	145	3TS5022-0A..1-8K	19445.-	1
6	200	3TS5122-0A..1-8K	26190.-	1
6	225	3TS5222-0A..1-8K	30375.-	1
8	275	3TS5322-0A..1-8K	43160.-	1
8	325	3TS5422-0A..1-8K	48790.-	1
10	400	3TS5522-0A..1-8K	54695.-	1
12	525	3TS5622-0A..1-8K	74875.-	1

for 3TS48-3TS56

AC Coil (50Hz)		
Code	F0	P0
Coil voltage (V)	110	230

3TS 2 Pole Contactors



Benefits:

- Ease of wiring (can avoid use of lugs)
- Operator Safety (contactor cannot be switched-on if arc chamber is not fitted properly)
- Flexible mounting
- Space saving
- Unmatched contact reliability (ensures reliable contact at low voltage & low currents)

Standards:

3TS contactors conform to IS 13947 and IEC 60947. They also carry CE mark.

Application:

- Single Phase Pumps
- HVAC
- ESP
- Lighting

Spares for 3TS Contactors

Capacitor Duty

Spare coils

Contactor kVAR	Description	Type*	Unit LP ₹	Std. pkg. (nos.)
5 kvar	AC 50Hz coil	3TY74030A..	960.-	1
7 kvar				
10 kvar				
12.5 kvar				
16 kvar				
20 kvar	3TY74430A..	1180.-	1	
25 kvar				
30 kvar				
40 kvar				
50 kvar				3TY74630A..

* For coil, refer below table

For 3TS contactors			
Code	F0	P0	R0
Coil voltage (V)	110	230	415

Pre-charge resistor + Contact block kit

Contactor kVAR	Description	Type	Unit LP ₹	Std. pkg. (nos.)
10 kvar	Pre-charge resistor + early making contact block kit + main contacts kit	3TS9762-0SX15-8K	2365.-	1
12.5 kvar		3TS9762-0SX15-8K		1
16 kvar		3TS9763-0SX15-8K	3520.-	1
20 kvar		3TS9764-0SX15-8K	3970.-	1
25 kvar		3TS9765-0SX15-8K	4665.-	1
30 kvar		3TS9765-0SX15-8K		1
40 kvar		3TS9767-0SX15-8K	11995.-	1
50 kvar		3TS9767-0SX15-8K		1

Note: Pre-charge resistor + early making contact block kit + main contacts should be replaced simultaneously

Rated current (A) Ie AC3 upto 415V	Auxiliary contacts	Type	Unit LP ₹	Std. pkg. (nos.)
9	1NO	3TS3010-0A..2-8K	985.-	1
12	1NO	3TS3110-0A..2-8K	1095.-	1
18	1NO	3TS3210-0A..2-8K	1270.-	1
25	-	3TS3300-0A..2-8K	1580.-	1
32	-	3TS3400-0A..2-8K	3470.-	1
40	-	3TS3500-0A..2-8K	4955.-	1
50	-	3TS3600-0A..2-8K	6300.-	1
65	2NO+2NC	3TS4722-0A..2-8K	9470.-	1
75	2NO+2NC	3TS4822-0A..2-8K	11160.-	1
85	2NO+2NC	3TS4922-0A..2-8K	12995.-	1
105	2NO+2NC	3TS5022-0A..2-8K	17110.-	1
140	2NO+2NC	3TS5122-0A..2-8K	20800.-	1
160	2NO+2NC	3TS5222-0A..2-8K	28290.-	1
205	2NO+2NC	3TS5322-0A..2-8K	31165.-	1
250	2NO+2NC	3TS5422-0A..2-8K	35785.-	1
300	2NO+2NC	3TS5522-0A..2-8K	44745.-	1
400	2NO+2NC	3TS5622-0A..2-8K	57870.-	1

Coil voltage (V AC 50Hz)	110 V AC	230 V AC	415V AC
Code	F0	P0	R0

Convertor Duty

Main contact kits (set of 6 fixed & 3 moving contacts)

Contactor rating	Description	Type*	Unit LP ₹	Std. pkg. (nos.)
3TS48	Spare main contact kits	3TS9148-01-8K	5400.-	1
3TS50		3TS9150-01-8K	9635.-	1
3TS51		3TS9151-01-8K	13100.-	1
3TS52		3TS9152-01-8K	14650.-	1
3TS53		3TS9153-01-8K	20800.-	1
3TS54		3TS9154-01-8K	23120.-	1
3TS55		3TS9155-01-8K	25430.-	1
3TS56		3TS9156-01-8K	33915.-	1

Spare coils

	AC Coil	Unit LP ₹
3TS48	3TY7463-0A..	2050.-
3TS50	3TY7483-0A..	3745.-
3TS51/52	3TY7503-0A..	3810.-
3TS53/54	3TY7523-0A..	4830.-
3TS55	3TY7543-0A..	5840.-
3TS56	3TY7563-0A..	8480.-

refer page no. 39 for coil codes

Spares for 3MT7 Contactors

Contactor kvar	Type	Unit LP ₹	Std. pkg. (nos.)
60kvar, 3MT70060JA126A..	3MT76000L__9M1A	2085.-	1
80kvar, 3MT70080JA126A..	3MT78000L__9M1A	2275.-	1
100kvar, 3MT70100JA126A..			

Refer page no. 39 for coil codes

Spare side aux. contact block for 80 & 100 kvar contactor	Type	Unit LP ₹	Std. pkg. (nos.)
1NO+1NC	3MT70110CL09M1A	515.-	10
2NO	3MT70200CL09M1A	515.-	10

3TS 4 Pole Contactors for Power Applications

www.siemens.co.in

NEW




Contactor Size	Rated current I _e (A) AC1 at 415V	AC Coil ¹⁾	Unit LP ₹		DC Coil ¹⁾	Unit LP ₹	
			Standard Coil	Electronic Coil		Standard Coil	Electronic Coil
Size 0	18A	3TS3100-0A..4-8K	1585.-		3TS3100-0B..4-8K	3135.-	
Size 0	25A	3TS3200-0A..4-8K	1675.-		3TS3200-0B..4-8K	3550.-	
Size 1	35A	3TS3300-0A..4-8K	1880.-		3TS3300-0B..4-8K	4050.-	
Size 1	40A	3TS3400-0A..4-8K	2480.-		3TS3400-0B..4-8K	5990.-	
Size 2	45A	3TS3500-0A..4-8K	2905.-	3565.-	3TS3500-0B..4-8K		6895.-
Size 2	50A	3TS3600-0A..4-8K	3225.-	3915.-	3TS3600-0B..4-8K		8745.-
Size 2	65A	3TS3700-0A..4-8K	6330.-	7035.-	3TS3700-0B..4-8K		12300.-
Size 2	65A*	3TS3700-0A..4-8KA0	7145.-	7845.-	3TS3700-0B..4-8KA0		14100.-

1) Please add coil voltage code from table below

* 50A AC-3 rating

Size S0 & S1	Standard Coil				
	AC (50 Hz)			DC	
Code	F7	M7	R7	B4	E4
Coil Voltages	87...127 V	175...240 V	337...427 V	24 V	52..55V DC

Size S2	Standard Coil			Electronic Coil 			
	AC (50 Hz)			AC (50 Hz)		DC	
Code	F0	P0	R0	F7	M7	B4	E4
Coil Voltages	110 V	230 V	415 V	81...136 V	137...273 V	24 V	52..55V DC

Accessories

Auxiliary Contact Block	Type	Unit LP ₹
1 NO	3TX40 10-2A	245.-
1 NC	3TX40 01-2A	245.-

Mechanical Interlock	Type	Unit LP ₹
Size 0 and Size 1	3TX4091-1A	780.-
S2	3TX4091-1A + 3TX4091-1G**	780.-
		205.-

Surge Suppressor		Coil Voltage		Varistors		RC Element	
		AC	DC	Type	Unit LP ₹	Type	Unit LP ₹
Size 0, Size 1 and Size 2	Standard Coil	24 - 48 V	24 - 70 V	3TX7402-3GY1	700.-	3TX7402-3RY2	1120.-
		48 - 127V	70 - 150V	3TX7402-3HY1	700.-	3TX7402-3SY2	
		127 - 240V	150 - 250V	3TX7402-3JY1	700.-	3TX7402-3TY2	
		240 - 400V	-	3TX7402-3KY1	900.-	3TX7402-3UY2	
Size 2	Electronic Coil	81-273V AC				3TX7402-3PY2	
			24-55V			3TX7402-3QY2	

**Used only when the contactors are DIN rail mounted. Refer catalog for more details

Main Contact Kits (set of 8 fixed and 4 moving contacts)

Contactor Size	Rated current Ie (A) AC1 at 415V	For Contactor	Type	Unit LP ₹
Size 1	35A	3TS3300	3TS9133-0E	1290.-
Size 1	40A	3TS3400	3TS9134-0E	1820.-
Size 2	45A	3TS3500	3TS9135-0E	2770.-
Size 2	50A	3TS3600	3TS9136-0E	3260.-
Size 2	65A	3TS3700	3TS9137-0E	3265.-
Size 2	65A*	3TS3700	3TS9137-0A	4730.-

* 50A AC-3 rating

Spare Coils

Contactor Size	Type ²⁾	Unit LP ₹	Type ²⁾	Unit LP ₹
	AC		DC	
Size 0	3TS9231-0A..4-8K	980.-	3TS9231-0B..4-8K	1345.-
Size 1	3TS9233-0A..4-8K	1055.-	3TS9233-0B..4-8K	1410.-
Size 2	3TS9235-0A..4-8K (Standard)	1170.-		
Size 2	3TS9235-0A..4-8K (Electronic)	1695.-	3TS9235-0B..4-8K (Electronic)	2015.-

2) Please add voltage code from table in page no 41



3TS Single Pole LED Contactors


NEW

Siemens 3TS LED Contactors been designed keeping in mind the challenges in LED lamp switching applications and thus offers a highly reliable & safe solution to the customer

Available in
4000W - 3TS3210-0AM71-8K
8000W - 3TS3310-0AM71-8K

Price on request





Definite Purpose Contactors **45.J & 42.J**

www.siemens.co.in

SIEMENS

Definite Purpose Contactors – 42.J & 45.J

Ordering data	AC 8a rating	Pan screw	Hex screw quad quick connect	Unit MRP ₹	Std pkg (nos)
1 Pole with shunt	25A ■	45CJ10A_B	45CJ10A_C	1150.-	1
	30A ■	45DJ10A_B	45DJ10A_C	1190.-	1
	40A	45EJ10A_B	45EJ10A_C	1235.-	1
1 Pole without shunt	25A ■	45CJ40A_B	45CJ40A_C	1090.-	1
	30A ■	45DJ40A_B	45DJ40A_C	1125.-	1
	40A	45EJ40A_B	45EJ40A_C	1165.-	1



Ordering data	AC 8a rating	Box with lug dual quick connect	Hex screw dual quick connect	Unit MRP ₹	Std pkg (nos)
2 Pole	20A ■	45BJ20A_D	45BJ20A_E	1380.-	1
	30A ■	45DJ20A_D	45DJ20A_E	1395.-	1
	40A ■	45EJ20A_D	45EJ20A_E	1440.-	1



Ordering data	AC 8a rating	Box with lug dual quick connect	Hex screw dual quick connect	Unit MRP ₹	Std pkg (nos)
3 Pole	20A	42BJ35A_D	42BJ35A_E	1780.-	1
	25A	42CJ35A_D	42CJ35A_E	1805.-	1
	30A	42DJ35A_D	42DJ35A_E	1825.-	1
	40A ■	42EJ35A_D	42EJ35A_E	1860.-	1
3 Pole with inbuilt 1NO+1NC aux contacts	20A	42BJ36A_D	42BJ36A_E	2205.-	1
	25A	42CJ36A_D	42CJ36A_E	2230.-	1
	30A	42DJ36A_D	42DJ36A_E	2245.-	1
	40A ■	42EJ36A_D	42EJ36A_E	2285.-	1



Please add coil code from table below

Spare coil for contactor	Type ref	Unit MRP ₹	Std pkg (nos)
1 Pole contactor	75J19A_	335.-	1
2 Pole contactor	75J29A_	405.-	1
3 Pole contactor	75J39A_	455.-	1

Please add coil code from table below

Coil Code	J	F	G	L	H	E	P
Voltage	24V AC, 50/60 Hz	120V AC, 60 Hz	240V AC, 50/60 Hz	277V AC, 60 Hz	480V AC, 60 Hz	145-180V AC, 50 Hz (available only for 1P & 2P versions)	170-240V AC, 50 Hz available for 1P & 2P & 3P (without inbuilt aux contacts)

■ Standard material



Continuing the Legacy...

3VS Motor Protection Circuit Breakers


www.siemens.co.in

MPCBs for motor protection

Overload release range A	Type (w/o aux. contact)	Unit LP ₹	Type (with 1NO+1NC)	Unit LP ₹	Std. pkg. (nos)
0.1 - 0.16	3VS1300-0MB00	4365.-	3VS1300-1MB00	5235.-	1
0.16 - 0.24	3VS1300-0MC00		3VS1300-1MC00		1
0.24 - 0.4	3VS1300-0MD00		3VS1300-1MD00		1
0.4 - 0.6	3VS1300-0ME00	5085.-	3VS1300-1ME00	5955.-	1
0.6 - 1	3VS1300-0MF00		3VS1300-1MF00		1
1 - 1.6	3VS1300-0MG00	5120.-	3VS1300-1MG00	6185.-	1
1.6 - 2.4	3VS1300-0MH00		3VS1300-1MH00		1
2 - 3.2	3VS1300-0NH00	5360.-	3VS1300-1NH00	6240.-	1
2.4 - 4	3VS1300-0MJ00		3VS1300-1MJ00		1
3.2 - 5	3VS1300-0NJ00		3VS1300-1NJ00		1
4 - 6	3VS1300-0MK00		3VS1300-1MK00		1
5 - 8	3VS1300-0NK00	5410.-	3VS1300-1NK00	6300.-	1
6 - 10	3VS1300-0ML00		3VS1300-1ML00		1
8 - 13	3VS1300-0NL00		3VS1300-1NL00		1
10 - 16	3VS1300-0MM00	6510.-	3VS1300-1MM00	7310.-	1
14 - 20	3VS1300-0MN00	6635.-	3VS1300-1MN00	7445.-	1
18 - 25	3VS1300-0MP00	7400.-	3VS1300-1MP00	7945.-	1
6 - 10	3VS1600-0ML00	12095.-	3VS1600-1ML00	13640.-	1
10 - 16	3VS1600-0MM00		3VS1600-1MM00		1
16 - 25	3VS1600-0MN00		3VS1600-1MN00		1
22 - 32	3VS1600-0MP00	14180.-	3VS1600-1MP00	15090.-	1
28 - 40	3VS1600-0MQ00	15930.-	3VS1600-1MQ00	16745.-	1
36 - 52	3VS1600-0MR00		3VS1600-1MR00		1

Accessories for 3VS

Description	Version	Type	Unit LP ₹	Std. pkg. (nos.)
Add-on aux. block	1 NO + 1 NC	■ 3VU9131-3AA00	1270.-	1
Short-circuit signaling switch	1 NO + 1 NC	■ 3VU9131-7AA00	1465.-	1
Undervoltage release	230 V, 50 Hz	3VU9132-0AB15	3485.-	1
Shunt trip	230 V, 50 Hz 24 V, 50 Hz DC 110-240 V	3VU9132-0AB55	3450.-	1
		3VU9132-0AB50	3485.-	1
		3VU9132-0AB73	3485.-	1
Toggle padlocking device	Locking in Off pos	3VU9168-0KA00	940.-	1



3TS-3VS Connector

MPCB		Contactor		Type of Connector	Unit LP ₹	Std. pkg. (nos.)
Type	Current	Type Rating	AC3 Current Rating			
3VS13	0.16 to 20A	3TS30 / 31 / 32	9 / 12 A	3TS9001-8K	410.-	1
3VS13	6 to 25A	3TS33 / 34	16 / 22A	3TS9002-8K	485.-	1

Description	Version	Type	Unit LP ₹	Std. pkg. (nos.)
Three-phase busbar for 3VS13 only	In feed terminal (63 A)	3VU9135-1BB01	1745.-	1
	busbars for 2 MPCBs	3VU9135-1AB02	1395.-	1
	busbars for 3 MPCBs	3VU9135-1AB03	1685.-	1
	busbars for 4 MPCBs	3VU9135-1AB04	2170.-	1
	busbars for 5 MPCBs	3VU9135-1AB05	2440.-	1
Door operating mechanism with door interlock, defeat facility, pad locking facility, extension shaft 300mm	Breaker operating kit & front drive (fixed coupler) for 3VS13 for 3VS16	■ 3VU9133-Z®	3620.-	1
		■ 3VU9163-Z®	3855.-	1
Front drive for 3VS	Fixed coupler	■ 8UC616 [†]	1205.-	1

@ 1 set available with breaker operator kit and 8UC front drive together

MRP



■ Stock items

Please order in multiples of standard packing.

Timing and Monitoring Relays

Features and Benefits

- Two sizes for the entire range 17.5mm & 35mm width
- The entire range is suitable for DIN rail mounting
- Variant with digital display
- Auto / Manual reset



for more info
scan QR code



Relay	MLFB	Neutral loss protection	Phase failure protection	Imbalance protection	Phase reversal protection	Under voltage protection	Over voltage protection	Under freq protection	Over freq protection	Other parameters
Line monitoring relay	7UG0 712		✓	✓	✓					
	7UG0 814	✓	✓	✓	✓	✓	✓	✓	✓	
	7UG0 818		✓	✓	✓	✓	✓	✓	✓	
Voltage Monitoring relay	7UG0 753		✓		✓	✓	✓			
Current Monitoring relay	7UG0 82		✓	✓						Under-current and over-current protection
	7UG0 83		✓	✓						Under-current and over-current protection
Earth leakage relay	7UG0 84									Earth leakage protection
Earth fault monitoring relay	7UG0 86									Earth fault protection
Temperature controller (TC)	7UG0 48									Monitors temperature, input sensor TC/RTD
Water level controller relay	7UG08 85									Monitors and controls liquid level (conductive)
Thermistor protection relay	7UG08 81									Sensor input: Positive coefficient thermistor (PTC)
Speed monitoring relay	7UG05 83									Over/under speed protection

7UG0 monitoring relays

Description		Type	Unit LP ₹	Std. pkg. (nos.)
Line monitoring relay	Self powered 3Ph-3W	7UG0712-1AA20	1655.-	1
	Self powered 1Ph-2W, 3Ph-3W, 3Ph-4W	7UG0814-1CA20	3875.-	1
	Self powered 3Ph-3W, 3Ph-4W	7UG0818-1CA20	3555.-	1
Voltage Monitoring relay	Self powered 3Ph-3W	7UG0753-1AA20	2825.-	1
Current Monitoring relay	110 V AC 1Ph-2W	7UG0821-1AB20	4590.-	1
	230 V AC 1Ph-2W	7UG0822-1AD20	4375.-	1
	110 V AC 1Ph-2W, 3Ph-3W, 3Ph-4W	7UG0831-1AB20	5585.-	1
	230 V AC 1Ph-2W, 3Ph-3W, 3Ph-4W	7UG0832-1AD20	5320.-	1
	110 V AC 1Ph-2W, 3Ph-3W, 3Ph-4W	7UG0841-1CB20	5895.-	1
Earth leakage relay	230 V AC 1Ph-2W, 3Ph-3W, 3Ph-4W	7UG0842-1CD20	5955.-	1
CBCT for ELR	35mm	7UG09-96	2145.-	1
	70mm	7UG09-97	2450.-	1
	120mm	7UG09-99	4175.-	1
	210mm	7UG0 994*	8035.-	1
	310mm	7UG0 995*	11970.-	1
Earth Fault monitoring relay	1 Ph-2W, 3Ph-3W, 3Ph-4W	7UG0861-1BU20	6095.-	1
CBCT for EFR: 160 frame	Core Balance CT 160 frame, 3P	7UG09910	2105.-	1
	Core Balance CT 160 frame, 4P	7UG09911	2400.-	1
CBCT for EFR: 250 frame	Core Balance CT 250 frame, 3P	7UG09912	2540.-	1
	Core Balance CT 250 frame, 4P	7UG09913	2995.-	1
CBCT for EFR: 630 frame	Core Balance CT 630 frame, 3P	7UG09914	3745.-	1
	Core Balance CT 630 frame, 4P	7UG09915	4050.-	1
Automatic Power factor correction relay (APFC relay)	8 Stage with LCD display	7UG0571-1FT20	23345.-	1
	12 Stage with LCD display	7UG0572-1GT20	25005.-	1
	12 stage with LED display	7UG0572-1GT21	14300.-	1
Temperature controlling relay	PID/ON-OFF Control suitable for PTC/RTD inputs CO + SSR output	7UG0 480-1IU20	4470.-	1
Water level controller relay	110-240V AC/DC	7UG0885-1JU20	2315.-	1
Sensor for water level controller relay	Pack of 3 sensor	7UG0985-0YY00	695.-	1
Thermistor protection relay	110-240V AC/DC	7UG0881-1BU20	2695.-	1
Speed monitoring relay	110-240V AC/DC	7UG0583-1CU20	8100.-	1

7PV0 timers

Description		Type	Unit LP ₹	Std. pkg. (nos.)
ON delay timer	230V AC	7PV0712-1AD20	1640.-	1
Multifunction timer with digital display	20-240V AC/DC	7PV0732-1AV20	3210.-	1
Multifunction timer - analog	20-240V AC / 12--240V DC	7PV0723-1AZ20	2145.-	1

Note: * Non RoHS and CE






Plug-in-relay - 7RQ

Now in **NEW** TI - GREY  

Features and Benefits

- LED status indicator as a standard feature - allows personnel to see the relay status in dark conditions
- Mechanical indicators - allow personnel to see relay status under normal light or bright conditions
- Easy grip cover - adds to the ease of removing the relay from the socket
- Removable I.D. (identification) label- allows for easy identification
- Wide operating voltage range
- DIN rail / PCB mounting – Quick & Easy Installation









Relay	Standard Features	Control supply voltage* (V)	Type	Unit LP ₹	Std. pkg. (nos.)
1CO					
	6A 5 pin	DC	24	7RQ0100-0AC00	355.- 10
			48	7RQ0100-0AD00	470.- 10
			110	7RQ0100-0AE00	640.- 10
		AC	24	7RQ0100-0AM10	450.- 10
			48	7RQ0100-0AN10	640.- 10
			110	7RQ0100-0AP10	670.- 10
	230	7RQ0100-0AR10	685.- 10		
2CO					
	6A 8 pin	DC	24	7RQ0100-0BC00	490.- 10
			48	7RQ0100-0BD00	590.- 10
			110	7RQ0100-0BE00	630.- 10
		AC	24	7RQ0100-0BM10	570.- 10
			48	7RQ0100-0BN10	630.- 10
			110	7RQ0100-0BP10	645.- 10
	230	7RQ0100-0BR10	660.- 10		
2CO					
	10A 8 pin	DC	24	7RQ0110-0BC00	630.- 10
			48	7RQ0110-0BD00	775.- 10
			110	7RQ0110-0BE00	835.- 10
		AC	24	7RQ0110-0BM00	755.- 10
			48	7RQ0110-0BN00	850.- 10
			110	7RQ0110-0BP00	835.- 10
	230	7RQ0110-0BR00	870.- 10		
3CO					
	10A 11 pin	DC	24	7RQ0100-0CC00	810.- 10
			48	7RQ0100-0CD00	850.- 10
			110	7RQ0100-0CE00	985.- 10
		AC	24	7RQ0100-0CM00	860.- 10
			48	7RQ0100-0CN00	905.- 10
			110	7RQ0100-0CP00	970.- 10
	230	7RQ0100-0CR00	985.- 10		
4CO					
	5A 14 pin	DC	24	7RQ0100-0DC00	745.- 10
			48	7RQ0100-0DD00	780.- 10
			110	7RQ0100-0DE00	885.- 10
		AC	24	7RQ0100-0DM00	775.- 10
			48	7RQ0100-0DN00	790.- 10
			110	7RQ0100-0DP00	860.- 10
	230	7RQ0100-0DR00	870.- 10		

Socket	Standard Features	Type	Unit LP ₹	Std. pkg. (nos.)
1CO				
	PCB mounted	7RQ0202-1AX00	120.-	10
	Din rail mounting	7RQ0201-1AX00	215.-	10
2CO				
	PCB mounted	7RQ0202-1BX00	120.-	10
	Din rail mounting	7RQ0201-1BX00	280.-	10
2CO				
	PCB mounted	7RQ0212-1BX00	145.-	10
	Din rail mounting	7RQ0211-1BX00	360.-	10
3CO				
	Din rail mounting	7RQ0201-1CX00	490.-	10
4CO				
	PCB mounted	7RQ0202-1DX00	195.-	10
	Din rail mounting	7RQ0201-1DX00	340.-	10

* Control supply voltage available upon request: DC: 6V, 12 & AC: 6V, 12V, 115V


Indicating Lamps 3SB5

Compact LED indicating lamps


	Voltage	Colour	Type	Unit LP ₹	Std Pkg (nos.)		
	24 V AC/DC 50/60 Hz	Red	■ 3SB5285-6HC01	370.-	10		
		Green	■ 3SB5285-6HE01		10		
		Amber	■ 3SB5285-6HL01		10		
			30V DC ®	Blue	■ 3SB5285-6HF01	930.-	10
				White	3SB5285-6HG01	370.-	10
				Yellow	3SB5285-6HD01		10
				Clear	3SB5285-6HH01	10	
Red	3SB5285-6HC13			410.-	10		
Green	3SB5285-6HE13				10		
Amber	3SB5285-6HL13				10		
	110 V AC 50/60 Hz	Blue	■ 3SB5285-6HF13	1060.-	10		
		White	3SB5285-6HG13	410.-	10		
		Yellow	3SB5285-6HD13		10		
		Clear	3SB5285-6HH13	10			
		Red	■ 3SB5285-6HC02	370.-	10		
		Green	■ 3SB5285-6HE02		10		
		Amber	■ 3SB5285-6HL02		10		
	110 V DC®	Blue	■ 3SB5285-6HF02	930.-	10		
		White	3SB5285-6HG02	370.-	10		
		Yellow	3SB5285-6HD02		10		
		Clear	3SB5285-6HH02	10			
		Red	■ 3SB5285-6HC04	410.-	10		
		Green	■ 3SB5285-6HE04		10		
		Amber	■ 3SB5285-6HL04		10		
	220/240 V AC 50/60 Hz	Blue	■ 3SB5285-6HF04	1060.-	10		
		White	3SB5285-6HG04	410.-	10		
		Yellow	3SB5285-6HD04		10		
		Clear	3SB5285-6HH04	10			
		Red	■ 3SB5285-6HC03	370.-	10		
		Green	■ 3SB5285-6HE03		10		
		Amber	■ 3SB5285-6HL03		10		
	220 V DC®	Blue	■ 3SB5285-6HF03	930.-	10		
		White	3SB5285-6HG03	370.-	10		
		Yellow	3SB5285-6HD03		10		
		Clear	3SB5285-6HH03	10			
		Red	■ 3SB5285-6HC05	410.-	10		
		Green	■ 3SB5285-6HE05		10		
		Amber	■ 3SB5285-6HL05		10		
		Blue	■ 3SB5285-6HF05	1060.-	10		
		White	3SB5285-6HG05	10			
		Yellow	3SB5285-6HD05	410.-	10		
		Clear	3SB5285-6HH05	10			

Now also available in 415V - Prices on request


Wide band compact LED indicating lamps

	Voltage	Colour	Type	Unit LP ₹	Std Pkg (nos.)	
	24 to 240 V AC & 24 to 220 V DC	Red	■ 3SB5235-6HC14	620.-	10	
		Green	■ 3SB5235-6HE14		10	
		Amber	■ 3SB5235-6HL14		10	
		NEW	Blue	■ 3SB5235-6HF14	1050.-	10
			White	3SB5235-6HG14	620.-	10
			Yellow	3SB5235-6HD14	10	
			Clear	3SB5235-6HH14	815.-	10

Modular Indicating Lamps (with plastic front ring) Lens Assembly

	Colour	Type	Unit LP ₹	Std Pkg (nos.)
	Red	■ 3SB5201-6BC00	120.-	10
	Green	■ 3SB5201-6BE00		10
	Amber	■ 3SB5201-6BL00		10
	Blue	■ 3SB5201-6BF00		10
	White	3SB5201-6BG00		10
	Yellow	3SB5201-6BD00		10
	Clear	3SB5201-6BH00		10

Illumination Module † - (suitable for INTEGRATED LED lamp)

	Voltage	Colour	Type	Unit LP ₹	Std Pkg (nos.)
	24 V AC/DC 50/60 Hz	Red	■ 3SB5400-7CC	315.-	10
		Green	■ 3SB5400-7CE	315.-	10
		Amber	■ 3SB5400-7CL	315.-	10
		Blue	■ 3SB5400-7CF	1000.-	10
		White†	3SB5400-7CG	315.-	10
		Yellow	3SB5400-7CD	315.-	10
		110 V AC 50/60 Hz	Red	■ 3SB5400-7EC	315.-
	Green	■ 3SB5400-7EE	315.-	10	
	Amber	■ 3SB5400-7EL	315.-	10	
	Blue	■ 3SB5400-7EF	1000.-	10	
	White†	3SB5400-7EG	315.-	10	
	Yellow	3SB5400-7ED	315.-	10	
	110 V DC®	Red	■ 3SB5400-7DC	315.-	10
		Green	■ 3SB5400-7DE	315.-	10
Amber		■ 3SB5400-7DL	315.-	10	
Blue		■ 3SB5400-7DF	1000.-	10	
White†		3SB5400-7DG	315.-	10	
Yellow		3SB5400-7DD	315.-	10	
230 V AC 50/60 Hz		Red	■ 3SB5400-7TC	315.-	10
	Green	■ 3SB5400-7TE	315.-	10	
	Amber	■ 3SB5400-7TL	315.-	10	
	Blue	■ 3SB5400-7TF	1000.-	10	
	White†	3SB5400-7TG	315.-	10	
	Yellow	3SB5400-7TD	315.-	10	
	220 V DC®	Red	■ 3SB5400-7HC	315.-	10
Green		■ 3SB5400-7HE	315.-	10	
Amber		■ 3SB5400-7HL	315.-	10	
Blue		■ 3SB5400-7HF	1000.-	10	
White†		3SB5400-7HG	315.-	10	
Yellow		3SB5400-7HD	315.-	10	



@ Use of bridge rectified DC source (filtered O/P) recommended
 † Can be used with clear lens.
 ‡ Illumination module can be used with lens assembly, illuminated push buttons & illuminated selector actuators.
 ■ Stock items

Push buttons

Modular Push button actuators (with plastic front ring)

Description	Colour	Type	Unit LP ₹	Std Pkg (nos.)
Opaque actuator (with holder for contact block)				
	Normal	Red ■ 3SB5000-0AC01	110.-	10
		Green ■ 3SB5000-0AE01		
		Blue ■ 3SB5000-0AF01		
		White ■ 3SB5000-0AG01		
		Yellow ■ 3SB5000-0AD01		
	Raised	Black ■ 3SB5000-0AB01	120.-	10
		Red ■ 3SB5000-0LC01		
		Green ■ 3SB5000-0LE01		
		Blue ■ 3SB5000-0LF01		
		White ■ 3SB5000-0LG01		
	Normal	Yellow ■ 3SB5000-0LD01	140.-	10
		Black ■ 3SB5000-0LB01		
		Red ■ 3SB5001-0AC01-0PQ0		
		Green ■ 3SB5001-0AE01-0PQ0		
		Amber ■ 3SB5001-0AL01-0PQ0		
	Raised	Blue ■ 3SB5001-0AF01-0PQ0	145.-	10
		White ■ 3SB5001-0AG01-0PQ0		
		Yellow ■ 3SB5001-0AD01-0PQ0		
		Clear ■ 3SB5001-0AH01-0PQ0		
		Red ■ 3SB5218-0LC01-0PQ0		
Green ■ 3SB5218-0LE01-0PQ0				
Amber ■ 3SB5218-0LL01-0PQ0				
Blue ■ 3SB5218-0LF01-0PQ0				
White ■ 3SB5218-0LG01-0PQ0				
Yellow ■ 3SB5218-0LD01-0PQ0				
Clear ■ 3SB5218-0LH01-0PQ0				

Modular Selector Actuators (with plastic front ring)

Description	Colour	Type	Unit LP ₹	Std Pkg (nos.)
2 position opaque selector actuator (with holder for contact block)				
	Maintained	Black ■ 3SB5000-2AB01	360.-	10
		Red ■ 3SB5000-2AC01		
	Momentary	Black ■ 3SB5000-2BB01		
Red ■ 3SB5000-2BC01				
3 position opaque selector actuator (with holder for contact block)				
	Maintained	Black ■ 3SB5000-2DB01	370.-	10
		Red ■ 3SB5000-2DC01		
	Momentary	Black ■ 3SB5000-2EB01		
		Red ■ 3SB5000-2EC01		
2 position illuminated selector actuator (with holder for contact block)				
	Maintained	Red ■ 3SB5001-2AC01	355.-	10
		Green ■ 3SB5001-2AE01		
		Blue ■ 3SB5001-2AF01		
		Yellow ■ 3SB5001-2AD01		
		Clear ■ 3SB5001-2AH01		
	Momentary	Red ■ 3SB5001-2BC01		
		Green ■ 3SB5001-2BE01		
		Blue ■ 3SB5001-2BF01		
		Yellow ■ 3SB5001-2BD01		
		Clear ■ 3SB5001-2BH01		
3 position illuminated selector actuator (with holder for contact block)				
	Maintained	Red ■ 3SB5001-2DC01	375.-	10
		Green ■ 3SB5001-2DE01		
		Blue ■ 3SB5001-2DF01		
		Yellow ■ 3SB5001-2DD01		
		Clear ■ 3SB5001-2DH01		
	Momentary	Red ■ 3SB5001-2EC01		
		Green ■ 3SB5001-2EE01		
		Blue ■ 3SB5001-2EF01		
		Yellow ■ 3SB5001-2ED01		
		Clear ■ 3SB5001-2EH01		

Contact Blocks for Push button, Selector & Key Actuators

Description	Configuration	Type	Unit LP ₹	Std Pkg (nos.)
Contact blocks for rear mounting (for panel mounting)				
	1 NO	■ 3SB5400-0B	130.-	10
	1NC	■ 3SB5400-0C		10
	1NO + 1 NC	■ 3SB5400-0A		10
	2 NO	■ 3SB5400-0E	240.-	10
	2 NC	■ 3SB5400-0F		10

Mushroom Actuators (with plastic front ring)

Description	Colour	Type	Unit LP ₹	Std Pkg (nos.)
Mushroom actuator (40 mm ø) (with holder for contact block)				
momentary	Black	■ 3SB5000-1NB01	225.-	10
	Red	■ 3SB5000-1NC01		
push to trip, turn to release	Black	■ 3SB5000-1CB01	250.-	10

Mushroom Actuators (with plastic front ring) for Emergency Stop Specifications

NEW Description	Colour	Type	Unit LP ₹	Std Pkg (nos.)
Enhanced Safety and Monitoring with MMCB				
Mushroom Actuator, E-Stop (40mm) with MMCB (1NC)	Red	■ 3SB5204-0UC01	455.-	10
MMCB (Mounting Monitoring Contact Block, 1NC)		■ 3SB5400-0M	215.-	10

MMCB should be assembled only on middle slot "5-6" of the holder

Description	Colour	Type	Unit LP ₹	Std Pkg (nos.)
Mushroom actuator (40 mm ø) push to trip, turn to release with 1NC	Red	■ 3SB5203-0UC01	420.-	10
Mushroom actuator (40 mm ø) push to trip, turn to release	Red	■ 3SB5000-0UC01	300.-	10
Mushroom actuator (40 mm ø) push to trip, key to release	Red	■ 3SB5000-0TC01	1585.-	10

Modular key actuators (with plastic front ring)

Description	Colour	Type	Unit LP ₹	Std Pkg (nos.)
2 position key actuator (with holder for contact block)				
Maintained		■ 3SB5000-4AC01	595.-	10
		■ 3SB5000-4AA01		10
		■ 3SB5000-4AB01		10
Momentary		■ 3SB5000-4TA01	355.-	10
		■ 3SB5000-4TC01		10
		■ 3SB5000-4JA01		10
3 position key actuator (with holder for contact block)				
Maintained		■ 3SB5000-4HA01	620.-	10
		■ 3SB5000-4HC01		10
		■ 3SB5000-4HB01		10
Momentary		■ 3SB5000-4JA01		10

* Key removable position
L - Left, R - Right, C - Centre, KL - Key at Left, KR - Key at Right, KC - Key at Centre

Twin Push Button Actuators

Description	Type	Unit LP ₹	Std Pkg (nos.)
Complete actuator with holder for contact block			
Opaque with 1NO & 1NC	■ 3SB5201-7EC01	450.-	10
Illuminated with 1NO & 1NC	■ 3SB5234-7EC01	475.-	10
Modular actuator with holder for contact block			
Opaque	■ 3SB5000-7EC01	220.-	10
Illuminated	■ 3SB5001-7EC01	230.-	10

■ Stock items

Push button Stations

No. of control points	Description	Type	Unit LP ₹	Std Pkg (nos.)
Metal enclosure: Aluminum Die Cast				
1	Normal opaque push button - Green with 1NO contact block, "START"	■ 3SB5801-8AA3	1495.-	1
1	Red mushroom momentary actuator, with 1NC contact block, "STOP"	■ 3SB5801-8AN3	1610.-	1
1	Red maintained mushroom actuator, turn to release, with 1NC contact block, "E-STOP"	■ 3SB5801-8AM3	2125.-	1
2	Normal opaque push button - Green with 1NO contact block, "START" + Normal opaque push button - Red with 1NC contact block, "STOP"	■ 3SB5802-8AC3	1855.-	1
2	Normal opaque push button - Green with 1NO contact block, "START" + Red mushroom-maintained with 1NC contact block, "STOP"	■ 3SB5802-8AE3	2350.-	1
3	Normal opaque push button - Green with 1NO contact block, "START" + Normal opaque push button - Red with 1NC contact block, "STOP" + Normal opaque push button - Black with 1NO contact block, "REVERSE"	■ 3SB5803-8AH3	2635.-	1
Pendant mounting: Aluminum Die Cast				
2	Normal opaque push button - Green with 1NO contact block, "START" + Normal opaque push button - Red with 1NC contact block, "STOP"	■ 3SB5822-8AC3	2525.-	1
3	Normal opaque push button - Green with 1NO contact block, "START" + Normal opaque push button - Red with 1NC contact block, "STOP" + Normal opaque push button - Black with 1NO contact block, "REVERSE"	■ 3SB5823-8AH3	3285.-	1
Plastic Enclosure				
1	Normal opaque push button - Green with 1NO contact block, "START"	■ 3SB5801-7AA3	855.-	1
1	Red mushroom momentary actuator, with 1NC contact block, "STOP"	■ 3SB5801-7AN3	855.-	1
1	Red maintained mushroom actuator, turn to release, with 1NC contact block, "E-STOP"	■ 3SB5801-7AM3	935.-	1
2	Normal opaque push button - Green with 1NO contact block, "START" + Normal opaque push button - Red with 1NC contact block, "STOP"	■ 3SB5802-7AC3	1010.-	1
2	Normal opaque push button - Green with 1NO contact block, "START" + Red mushroom-maintained with 1NC contact block, "STOP"	■ 3SB5802-7AE3	1155.-	1
3	Normal opaque push button - Green with 1NO contact block, "START" + Normal opaque push button - Red with 1NC contact block, "STOP" + Normal opaque push button - Black with 1NO contact block, "REVERSE"	■ 3SB5804-7AG3	1280.-	1
Pendant mounting: Plastic				
1	Normal opaque push button - Green with 1NO contact block, "START"	■ 3SB5821-7AA3	1850.-	1
2	Normal opaque push button - Green with 1NO contact block, "START" + Normal opaque push button - Red with 1NC contact block, "STOP"	■ 3SB5822-7AC3	2260.-	1
3	Normal opaque push button - Green with 1NO contact block, "FORWARD" + Normal opaque push button - Red with 1NC contact block, "STOP" + Normal opaque push button - Black with 1NO contact block, "REVERSE"	■ 3SB5823-7AH3	2960.-	1



Accessories for push button stations

Description	Type	Unit LP ₹	Std Pkg (nos.)
Plastic Enclosures			
1 way, Grey	3SB5801-0AC3	625.-	1
2 way, Grey	3SB5802-0AC3	530.-	1
3 way, Grey	3SB5803-0AC3	545.-	1
4 way, Grey	3SB5804-0AC3	1190.-	1
6 way, Grey	3SB5806-0AC3	1660.-	1
1 way, Yellow	3SB5801-0AD3	625.-	1
Metal Enclosures			
1 way	3SB5801-4AC3	1265.-	1
2 way	3SB5802-4AC3	1375.-	1
3 way	3SB5803-4AC3	1910.-	1
Contact Block			
Contact block for base mounting, 1NO	■ 3SB54200B	130.-	10
Contact block for base mounting, 1NC	■ 3SB54200C	130.-	10
Inscription Labels (set of 11 labels)			
Set of 11 labels: Start, Stop, On, OFF, Up, Down, Open, Close Forward, Reverse, Emergency Off	3SB5901-3EA	245.-	10
Blanking plug			
Blanking plug	3SB5912-0BC	70.-	10

Accessories

Description	Type	Unit LP ₹	Std Pkg (nos.)
Inscription plates	START	■ 3SB5901-2EL	10
	STOP	■ 3SB5901-2EK	10
	ON	■ 3SB5901-2EB	10
	OFF	■ 3SB5901-2EC	10
	UP	3SB5901-2ED	10
	DOWN	3SB5901-2EE	10
	FORWARD	3SB5901-2EF	10
	SLOW	3SB5901-2ES	10
	FAST	3SB5901-2ER	10
	REVERSE	3SB5901-2EG	10
	BLANK	3SB5901-2AA	10
TRIP	3SB5901-2EA	10	
Thrust cap for Push Buttons (for actuating middle module)	■ 3SB5902-0AA	50.-	10
Thrust pad for Selector Actuators (for actuating middle module)	■ 3SB5912-0AN	50.-	10
Adaptor plate for replacing 30 mm PB by 22 mm	■ 3SB5921-0AE	50.-	10
E-stop Yellow dia. 75 mm for Mushroom - Blank (Yellow contrast label)	3SB5921-0AB	50.-	10
E-stop Yellow dia. 75mm with "EMERGENCY STOP" printing	3SB5921-0AD	50.-	10
Protective Cap (IP-67) for	Normal	3SB5902-0AK	65.- 10
	Raised	3SB5902-0AN	
Metallic holder for front connection actuators (when used outside 3SB508 stations)	3SB5911-1AA	80.-	10

■ Stock items



3SE5

Position Switches

Modular design for all applications

Modular design with many standardized components

- Plug-in design and replacement of the actuator heads
- Exchangeable two and three pole contact blocks
- Turnable actuator heads around the axis in increments of 22.5°, with total 16 positions
- Quick-connect technology

www.siemens.co.in

SIEMENS

Position Switches - 3SE5

Open Type 30mm

Actuator Type		Contact Arrangement	No. of Contacts	Type	Unit LP ₹	Std. pkg. (nos.)
Open		Snap Action	1NO + 1NC	3SE5250-0CC05	690.-	10
		Slow Action		3SE5250-0BC05	655.-	10

Open Type 30mm

Actuator Type		Contact Arrangement	No. of Contacts	Type	Unit LP ₹	Std. pkg. (nos.)
Open		Snap Action	1NO + 2NC	3SE5250-0LC05	1065.-	10
		Slow Action	1NO + 2NC	3SE5250-0KC05		10
		Slow action contacts with make before break	1NO + 2NC	3SE5250-0MC05		10
		Slow action	2NO + 1 NC	3SE5250-0PC05		10

Plastic enclosure: Enclosed type modular unit

Basic switch

Width	Basic switch	Contact Arrangement	No. of Contacts	Type	Unit LP ₹	Std. pkg. (nos.)
31mm (IP 65)		Snap Action	1NO + 1NC	3SE5232-0CC05	765.-	1
		Slow Action	1NO + 1NC	3SE5232-0BC05	740.-	1
		Snap Action	1NO + 2NC	3SE5232-0LC05	1120.-	1
		Slow Action	1NO + 2NC	3SE5232-0KC05		1
		Slow-action contacts with make-before-break	1NO + 2NC	3SE5232-0MC05		1
		Slow Action	2NO + 1NC	3SE5232-0PC05		1
50mm (IP 66/67)		Snap Action	1NO + 1NC	3SE5242-0CC05	820.-	1
		Slow Action	1NO + 1NC	3SE5242-0BC05	750.-	1
		Snap Action	1NO + 2NC	3SE5242-0LC05	1210.-	1
		Slow Action	1NO + 2NC	3SE5242-0KC05		1
		Slow-action contacts with make-before-break	1NO + 2NC	3SE5242-0MC05		1
		Slow Action	2NO + 1NC	3SE5242-0PC05		1

Metal enclosure: Enclosed type modular unit IP 66/ IP 67

Basic switch

Width	Basic switch	Contact Arrangement	No. of Contacts	Type	Unit LP ₹	Std. pkg. (nos.)
31mm		Snap Action	1NO + 1NC	3SE5212-0CC05	1220.-	1
		Slow Action	1NO + 1NC	3SE5212-0BC05	1105.-	1
		Snap Action	1NO + 2NC	3SE5212-0LC05	1305.-	1
		Slow Action	1NO + 2NC	3SE5212-0KC05		1
		Slow-action contacts with make-before-break	1NO + 2NC	3SE5212-0MC05	1385.-	1
		Slow Action	2NO + 1NC	3SE5212-0PC05		1
40mm		Snap Action	1NO + 1NC	3SE5112-0CA00	1315.-	1
		Slow Action	1NO + 1NC	3SE5112-0BA00	1175.-	1
		Snap Action	1NO + 2NC	3SE5112-0LA00	1420.-	1
		Slow Action	1NO + 2NC	3SE5112-0KA00		1
		Slow-action contacts with make-before-break	1NO + 2NC	3SE5112-0MA00	1490.-	1
		Slow Action	2NO + 1NC	3SE5112-0PA00		1
56mm		Snap Action	1NO + 1NC	3SE5122-0CA00	1470.-	1
		Slow Action	1NO + 1NC	3SE5122-0BA00	1345.-	1
		Snap Action	1NO + 2NC	3SE5122-0LA00	1875.-	1
		Slow Action	1NO + 2NC	3SE5122-0KA00		1
		Slow-action contacts with make-before-break	1NO + 2NC	3SE5122-0MA00	2035.-	1
		Slow Action	2NO + 1NC	3SE5122-0PA00		1

Plastic Roller Actuators heads for plastic 31 mm & 50mm and Metal 31 mm

Actuator Type	Actuators heads	Type	Unit LP ₹	Std. pkg. (nos.)
Roller Plunger		3SE5000-0AD03	280.-	5
Roller lever		3SE5000-0AE10	140.-	5
Angular Roller lever		3SE5000-0AF10	175.-	5
Part turn actuator for twist lever		3SE5000-0AK00	145.-	5
Twist Lever		3SE5000-0AA21#	120.-	5
Twist Lever (Adjustable)		3SE5000-0AA50#	240.-	5
Twist lever 50mm dia (Adjustable) Rubber Roller		3SE5000-0AA58#	360.-	5
Twist lever 50mm dia (Adjustable) Plastic roller NEW		3SE5000-0AA57#	270.-	5

Metal Roller Actuators heads for plastic 31 mm & 50mm and Metal 31 mm

Actuator Type	Actuators heads	Type	Unit LP ₹	Std. pkg. (nos.)
Roller Plunger		3SE5000-0AD04	315.-	5
Roller lever		3SE5000-0AE11	215.-	5
Part turn actuator for twist lever		3SE5000-0AK00	145.-	5
Twist Lever (Adjustable)		3SE5000-0AA51#	285.-	5
Plain Plunger		3SE5000-0AB01	400.-	5

Plastic Roller Actuators heads for metal 40mm and 56mm

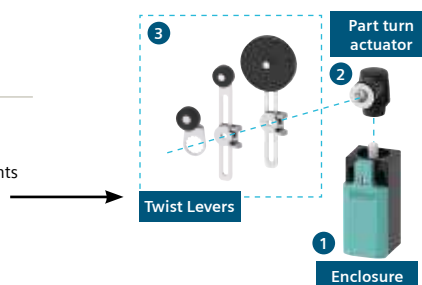
Actuator Type	Actuators heads	Type	Unit LP ₹	Std. pkg. (nos.)
Roller lever		3SE5000-0AE01	205.-	5
Angular Roller lever		3SE5000-0AF01	375.-	5
Part turn actuator for twist lever		3SE5000-0AH00	300.-	5
Twist Lever		3SE5000-0AA01#	140.-	5
Twist Lever (Adjustable)		3SE5000-0AA50#	240.-	5
Fork type		3SE5000-0AT01\$	175.-	5
Mounting Head for Fork Type		3SE5000-0AT10	1550.-	5
Twist lever 50mm dia (Adjustable)		3SE5000-0AA58#	360.-	5
Twist lever 50mm dia (Adjustable) Plastic roller NEW		3SE5000-0AA57#	270.-	5

Metal Roller Actuators heads for metal 40mm and 56mm


Actuator Type	Actuators heads	Type	Unit LP ₹	Std. pkg. (nos.)
Rounded Plunger		3SE5000-0AC02	250.-	5
Roller Plunger		3SE5000-0AD02	380.-	5
Roller lever		3SE5000-0AE02	340.-	5
Angular Roller lever		3SE5000-0AF02	420.-	5
Part turn actuator for twist lever		3SE5000-0AH00	300.-	5
Twist Lever		3SE5000-0AA02#	170.-	5
Twist Lever (Adjustable)		3SE5000-0AA51#	285.-	5

Notes:



1. The basic switch comes with a Teflon plunger, in case of rounded plunger requirements no need to order actuator separately
2. # Twist levers are to be ordered with part turn actuator to allow fitment on enclosure
3. \$ Fork type actuator shall be ordered with mounting head 3SE5000-0AT10



Spare and Accessories


Actuator Type		Description	Type	Unit LP ₹	Std. pkg. (nos.)
Empty enclosures		Empty enclosures without contact block	3SE5250-0AC05	285.-	10



Spares for Open & enclosed switch

Actuator Type		Contact Arrangement	No. of Contacts	Type	Unit LP ₹	Std. pkg. (nos.)
Contact block		Slow action	1NO + 1NC	3SE5050-0BA00*	585.-	10
		Snap action		3SE5050-0CA00*		10
		Slow action		3SE5000-0BA00		10
		Snap action		3SE5000-0CA00		10
		Slow action	1NO + 2NC	3SE5000-0KA00	740.-	10
		Snap action		3SE5000-0LA00		10
		Slow-action contacts with make-before-break	2NO + 1 NC	3SE5000-0MA00	775.-	10
		Slow action		3SE5000-0PA00		10

Note: 3SE5000-0BA00 can be used only with enclosed type switch

* Suitable for Open execution

Actuator Type		Description	Type	Unit LP ₹	Std. pkg. (nos.)
Cable gland		Molded Plastic Cable Gland, M20X1.5	3SX9926	820.-	5

Actuator Type		Type	Type	Unit LP ₹	Std. pkg. (nos.)
31MM		Plastic	3SE5232-0AC05	525.-	1
50MM			3SE5242-0AC05	775.-	1
31MM		Metal	3SE5212-0AC05	880.-	1
40MM			3SE5112-0AA00	1065.-	1
56MM			3SE5122-0AA00	1195.-	1


Betagard 5SL MCBs – Inspiring Safety

Terminal covers for protection



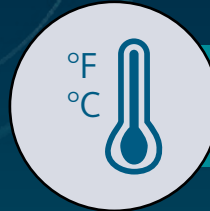
High Breaking capacity (Icn)

High Endurance Cycle




Very low watt loss

Ergonomic Handle for Identification



High ambient temperature

RoHS Compliant



With SLR

Unique SLR (Slide Latch-Release) feature for tool free removal from DIN rail allows individual MCB to be removed from bus bar mounted assembly without disturbing other devices

BIS approval for ISI marking as per latest IS/IEC 60898-1:2015 for assured quality and protection







Unique termination mechanism enables firm mounting of Bus bar together with wire; and provides front access to wires for safe installation

Betagard Miniature Circuit Breakers 5SL6, with C Characteristics



- Standards: IS/IEC 60898-1:2015
- Voltage: Un 240/415V, 50...60Hz^
- With ISI marking: CM/L No. 2255548

7500A	Rated Current I_n (A)	MW#	Reference No	Unit MRP* ₹	Std. Pkg.** (Nos.)		
1P, 240/415V AC 	0.5	1	5SL61057RC	523.-	1/12		
	1		■ 5SL61017RC	523.-	1/12		
	2		5SL61027RC	523.-	1/12		
	3		5SL61037RC	523.-	1/12		
	4		■ 5SL61047RC	523.-	1/12		
	6		■ 5SL61067RC	324.-	1/12		
	8		5SL61087RC	324.-	1/12		
	10		■ 5SL61107RC	324.-	1/12		
	13		5SL61137RC	324.-	1/12		
	16		■ 5SL61167RC	324.-	1/12		
	20		■ 5SL61207RC	324.-	1/12		
	25		5SL61257RC	324.-	1/12		
	32		5SL61327RC	324.-	1/12		
	40		5SL61407RC	714.-	1/12		
	50		5SL61507RC	821.-	1/12		
63	5SL61637RC	821.-	1/12				
2P, 415V AC 	0.5	2	5SL62057RC	1464.-	1/6		
	1		5SL62017RC	1464.-	1/6		
	2		5SL62027RC	1464.-	1/6		
	3		5SL62037RC	1464.-	1/6		
	4		5SL62047RC	1464.-	1/6		
	6		■ 5SL62067RC	1096.-	1/6		
	8		5SL62087RC	1096.-	1/6		
	10		■ 5SL62107RC	1096.-	1/6		
	13		5SL62137RC	1096.-	1/6		
	16		5SL62167RC	1096.-	1/6		
	20		■ 5SL62207RC	1096.-	1/6		
	25		5SL62257RC	1096.-	1/6		
	32		5SL62327RC	1096.-	1/6		
	40		5SL62407RC	1538.-	1/6		
	50		5SL62507RC	1806.-	1/6		
63	5SL62637RC	1806.-	1/6				
3P, 415V AC 	0.5	3	5SL63057RC	2056.-	1/4		
	1		5SL63017RC	2056.-	1/4		
	2		5SL63027RC	2056.-	1/4		
	4		5SL63047RC	2056.-	1/4		
	6		■ 5SL63067RC	1646.-	1/4		
	10		■ 5SL63107RC	1646.-	1/4		
	16		■ 5SL63167RC	1646.-	1/4		
	20		5SL63207RC	1646.-	1/4		
	25		5SL63257RC	1646.-	1/4		
	32		■ 5SL63327RC	1646.-	1/4		
	40		■ 5SL63407RC	2304.-	1/4		
	50		5SL63507RC	2573.-	1/4		
	63		■ 5SL63637RC	2573.-	1/4		
	4P, 415V AC 		0.5	4	5SL64057RC	2838.-	1/3
			1		5SL64017RC	2838.-	1/3
2		5SL64027RC	2838.-		1/3		
4		5SL64047RC	2838.-		1/3		
6		5SL64067RC	2276.-		1/3		
10		5SL64107RC	2276.-		1/3		
16		5SL64167RC	2276.-		1/3		
20		5SL64207RC	2276.-		1/3		
25		5SL64257RC	2276.-		1/3		
32		5SL64327RC	2276.-		1/3		
40		■ 5SL64407RC	2941.-		1/3		
50		5SL64507RC	3405.-		1/3		
63		■ 5SL64637RC	3405.-		1/3		

■ Stock items

Note:

* MRP - Maximum Retail Price

1MW (Module Width) = 18mm





** Purchase MOQ for our authorised dealers is in multiples of standard packing, contact Siemens Sales Office for further details

^ Suitable for DC networks in Telecom application; 60V DC for 1P & 110V DC for 2P (contact sales office for connection diagram)

Betagard Miniature Circuit Breakers 5SL4, with C characteristics



- Standards: IS/IEC 60898-1:2015
- Voltage: Un 240/415V, 50...60Hz^
- Breaking capacity: 10kA as per IS/IEC 60898-1
- With ISI marking: CM/L No. 2255548

10000A	Rated Current I_n (A)	MW#	Reference No	Unit MRP* ₹	Std. Pkg.** (Nos.)
1P, 240/415V AC 	0.5	1	5SL41057RC	590.-	1/12
	2		■ 5SL41027RC	590.-	1/12
	3		5SL41037RC	590.-	1/12
	4		5SL41047RC	590.-	1/12
	6		■ 5SL41067RC	382.-	1/12
	8		5SL41087RC	382.-	1/12
	10		■ 5SL41107RC	382.-	1/12
	13		5SL41137RC	382.-	1/12
	16		■ 5SL41167RC	382.-	1/12
	20		■ 5SL41207RC	382.-	1/12
	25		5SL41257RC	382.-	1/12
	32		■ 5SL41327RC	382.-	1/12
	40		5SL41407RC	832.-	1/12
	50		5SL41507RC	857.-	1/12
	63		5SL41637RC	857.-	1/12
2P, 415V AC 	0.5	2	5SL42057RC	1656.-	1/6
	2		■ 5SL42027RC	1656.-	1/6
	3		5SL42037RC	1656.-	1/6
	4		■ 5SL42047RC	1656.-	1/6
	6		■ 5SL42067RC	1187.-	1/6
	8		5SL42087RC	1187.-	1/6
	10		■ 5SL42107RC	1187.-	1/6
	13		5SL42137RC	1187.-	1/6
	16		■ 5SL42167RC	1187.-	1/6
	20		■ 5SL42207RC	1187.-	1/6
	25		5SL42257RC	1187.-	1/6
	32		5SL42327RC	1187.-	1/6
	40		5SL42407RC	1914.-	1/6
	50		5SL42507RC	1914.-	1/6
	63		5SL42637RC	1914.-	1/6
3P, 415V AC 	0.5	3	5SL43057RC	2675.-	1/4
	2		5SL43027RC	2675.-	1/4
	3		5SL43037RC	2675.-	1/4
	4		5SL43047RC	2675.-	1/4
	6		■ 5SL43067RC	1993.-	1/4
	8		5SL43087RC	1993.-	1/4
	10		■ 5SL43107RC	1993.-	1/4
	13		5SL43137RC	1993.-	1/4
	16		■ 5SL43167RC	1993.-	1/4
	20		■ 5SL43207RC	1993.-	1/4
	25		5SL43257RC	1993.-	1/4
	32		■ 5SL43327RC	1993.-	1/4
	40		5SL43407RC	3016.-	1/4
	50		5SL43507RC	3016.-	1/4
	63		■ 5SL43637RC	3016.-	1/4
4P, 415V AC 	0.5	4	5SL44057RC	3362.-	1/3
	2		5SL44027RC	3362.-	1/3
	3		5SL44037RC	3362.-	1/3
	4		5SL44047RC	3362.-	1/3
	6		5SL44067RC	2759.-	1/3
	8		5SL44087RC	2759.-	1/3
	10		5SL44107RC	2759.-	1/3
	13		5SL44137RC	2759.-	1/3
	16		5SL44167RC	2759.-	1/3
	20		5SL44207RC	2759.-	1/3
	25		5SL44257RC	2759.-	1/3
	32		■ 5SL44327RC	2759.-	1/3
	40		5SL44407RC	3764.-	1/3
	50		5SL44507RC	3764.-	1/3
	63		■ 5SL44637RC	3764.-	1/3

■ Stock items

Note: * MRP - Maximum Retail Price # 1MW (Module Width) = 18mm

** Purchase MOQ for our authorised dealers is in multiples of standard packing, contact Siemens Sales Office for further details



^ Suitable for DC networks in Telecom application; 60V DC for 1P & 110V DC for 2P (contact sales office for connection diagram)

Betagard Residual Current Circuit Breakers 5SV






- Standards: IS 12640 (Part 1):2016/ IEC 61008-1:2012
- Voltage: 240/415VAC, 50Hz
- With ISI marking: CM/L No. 7676092

Type AC, applicable in networks for AC residual currents

		Rated residual current $I_{\Delta n}$ (mA)	Rated Current I_n (A)	MW#	Reference No	Unit MRP* ₹	Std. Pkg.** (Nos.)
	2 Pole	30	25	2	■ 5SV43120RC	4310.-	1
		100	25		■ 5SV44120RC	4500.-	1
		300	25		■ 5SV46120RC	4650.-	1
		30	40		■ 5SV43140RC	5050.-	1
		100	40		■ 5SV44140RC	5275.-	1
		300	40		■ 5SV46140RC	5475.-	1
		30	63		■ 5SV43160RC	6755.-	1
		100	63		■ 5SV44160RC	6805.-	1
		300	63		■ 5SV46160RC	7235.-	1
		30	80		■ 5SV43170RC	10445.-	1
		100	80		■ 5SV44170RC	10860.-	1
		300	80		■ 5SV46170RC	10860.-	1
			4 Pole		30	25	4
100	25			■ 5SV44420RC	5985.-	1	
300	25			■ 5SV46420RC	6205.-	1	
30	40			■ 5SV43440RC	5840.-	1	
100	40			■ 5SV44440RC	6065.-	1	
300	40			■ 5SV46440RC	6300.-	1	
30	63			■ 5SV43460RC	6805.-	1	
100	63			■ 5SV44460RC	7075.-	1	
300	63			■ 5SV46460RC	7330.-	1	
30	80			■ 5SV43470RC	10445.-	1	
100	80			■ 5SV44470RC	10860.-	1	
300	80			■ 5SV46470RC	10860.-	1	

Betagard Isolators 5TL1

- Standard: IS/IEC 60947-3
- Voltage: 440V AC

		Rated Current I_n (A)	MW#	Reference No	Unit MRP* ₹	Std. Pkg.** (Nos.)
	2-pole	40	2	5TL12400	900.-	1/1
		63		5TL12630	1185.-	1/1
		80		5TL12800	1550.-	1/1
		100		5TL12910	1970.-	1/1
		125		5TL12920	2055.-	1/1
	3-pole	40	3	5TL13400	1675.-	1/1
		63		5TL13630	1875.-	1/1
		80		5TL13800	2270.-	1/1
		100		5TL13910	2385.-	1/1
		125		5TL13920	2575.-	1/1
	4-pole	40	4	5TL14400	1960.-	1/1
		63		5TL14630	2235.-	1/1
		80		5TL14800	2690.-	1/1
		100		5TL14910	3230.-	1/1
		125		5TL14920	3500.-	1/1

■ Stock items







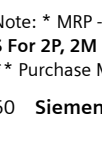
Note:

* MRP - Maximum Retail Price # 1MW (Module Width) = 18mm


** Purchase MOQ for our authorised dealers is in multiples of standard packing, contact Siemens Sales Office for further details

Betagard Accessories

Accessories for 5SL / 5SY / 5SP MCBs, 5TL isolators, 5SV/5SM RCCBs and 5SU1 RCBOs

	Item Description	Reference No	Unit MRP* ₹	Std. Pkg.** (Nos.)
	Aux contact block (For 5SL/5SY/5SP4/5TL/5SV/5SU1)			
	1NO+1NC	5ST3010	1620.-	12
	2NO	5ST3011	1655.-	1
	2NC	5ST3012	1655.-	1
	1CO	5ST3016	2620.-	1
	Fault signal contact (For 5SL/5SY/5SP4/5SV/5SU1)			
	1NO+1NC	5ST3020	2380.-	1
	2NO	5ST3021	2425.-	1
	2NC	5ST3022	2425.-	1
	Shunt release (For 5SL5/5SL7/5SY/5SP4/5SV/5SU1)			
	110...415V AC	5ST3030	6685.-	1/5
	24...48V DC	5ST3031	6685.-	1/5
	Auxiliary and fault signal changeover contact (For 5SL/5SY/5SP4/5TL/5SV/5SU1)	5ST3062	7710.-	1
	Auxiliary switch - 1CO Fault contact - 1CO			
	Undervoltage release (For 5SL5/5SL7/5SY/5SP4/5SV/5SU1)			
	With integrated aux. switch			
	230V AC	5ST3040	8970.-	1/5
	110V DC	5ST3041	8970.-	1/5
	24V DC	5ST3042	8970.-	1/5
	Without integrated aux. switch			
230V AC	5ST3043	8970.-	1/5	
	110V DC	5ST3044	8970.-	1/5
	24V DC	5ST3045	8970.-	1/5
	Remote control mechanism unit			
	Basic version for 5SL,5SY,5TL1 and 5SU1 (1P+N only) (12-30)VAC & (12-48)VDC, 1.5MW 230VAC, 2MW	5ST3053	40025.-	1
		5ST3054	40025.-	1
	Power version for 5SL,5SY,5TL1 and 5SU1 (12-30)VAC & (12-48)VDC, 2MW 230VAC, 2MW	5ST3055	67730.-	1
	5ST3056	67730.-	1	
	Adapter for Remote control mechanism (To be ordered along with 5ST305X basic unit)			
	For 5SL - 1P & 2P, 5SV - 4P	5ST38206	845.-	1
	For 5SL - 3P & 4P	5ST38207	845.-	1
	For 5SY - 1P & 2P and For 5SU1 [^] - 2P, 4M	5ST38201	845.-	1
	For 5SY - 3P & 4P and For 5SU1 [^] - 4P, 7M	5ST38202	845.-	1
	For 5SU1 - 2P, 2M	5ST38205	845.-	1
	[^] Add-on block for 5SU1 to be ordered along with Adapter	5ST38203	1840.-	1
	Handle locking device			
	for 5SP and 5SY circuit breakers for padlock with max. 3mm shackle	5ST3801	830.-	1
	for 5SL circuit breakers, 5TL1 isolators and 5SV residual current circuit breakers for padlock with max. 3 to 6 mm shackle	5ST3806	790.-	5
	Pad locks for 5ST3801 and 5ST3806 handle locking devices	5ST3802	535.-	5
	Handle connector for 2P, 2M 5SU1 RCBO⁵ (1set = 5 units in poly bag)	5ST38051	1660.-	1

Betagard Rotary Handle Assembly

	Item Description	Reference No.	Unit MRP* ₹	Std. Pkg.** (Nos.)
	Rotary Handle Assembly for 5SY, 5SL, 5SP and 5TL1 series of MCBs/ Isolators ⁵⁵	5ST38140RC	2977.-	1

Note: * MRP - Maximum Retail Price # 1MW (Module Width) = 18mm

\$ For 2P, 2M RCBOs, the accessories can be used along with Handle connector only

\$\$ Not suitable for 1P variants

** Purchase MOQ for our authorised dealers is in multiples of standard packing, contact Siemens Sales Office for further details



5SD Surge Protection Devices

Safe & Reliable

Surge Protection Devices are available in the following types:

Type 1 - For incoming power supply panels, in buildings with lightning protection system. Must be accompanied by downstream SPD

Type 2 - For distribution panels located downstream of Type 1 protectors or in incoming supply panels in areas of low exposure to lightning strikes, where the building is not fitted with lightning protection system

Type 3 - Always installed downstream of Type 2 protection designed to protect sensitive equipment or equipment located more than 20m downstream of Type 2 SPD

www.siemens.co.in

SIEMENS

Surge Protection Devices

For protection of equipment against Lightning and Switching surges

- Standard: IEC 61643-11 / EN 61643-11
- Type 1, Type 2 and Photovoltaic surge protection
- With Remote signaling contact
- Integrated SPD health indicator

Type 1: Lightning Surge Arresters

- Maximum continuous operating voltage U_c : 350V



Reference No.	Rated voltage	Pole	Module width	Total I_{imp} (10/350 μ s)	I_{max} (8/20 μ s)	Remote status	Unit LP* ₹
5SD74121RC	240V AC	1P+N	4	50kA	50kA	Yes	23555.-
5SD74141RC	240/415V AC	3P+N	8	100kA	50kA	Yes	45850.-

Type 2: Surge Arresters



Reference No.	Rated voltage	Pole	Module width	U_c	I_{max} (8/20 μ s)	Remote status	Unit LP* ₹
5SD74610RC	240V AC	1P	1	335V AC	20kA	No	3850.-
5SD74640RC	240/415V AC	3P+N	4	335V AC	40kA	No	11450.-

Surge Arresters for Photovoltaic application

On the DC side, over voltage protection is required for the inverters which can be ensured by using 5SD74836RC.

On the AC side, the over voltage protection can be ensured using surge arresters Type 2 (5SD7461-0RC/5SD7464-0RC)



Reference No.	Rated voltage	Pole	Module width	U_{cpv}	I_{max} (8/20 μ s)	Remote status	Unit LP* ₹
5SD74836RC	1170V DC	L+ and L-	3	1170V DC	40kA	No	6505.-

Note: Standard packing: 1 unit

*LP: List Price



Surge Protection Devices

For protection of equipment against Lightning and Switching surges

Type 1: Lightning Surge Arresters

For TN-S/ TT system

Lightning arresters, Type 1 requirement class B, U_c 350V Pluggable protective modules 4-pole, 3+1 circuit for TN-S and TT systems with remote display



5SD74121



5SD74141

Rated voltage U_N	Backup fuse rating	Protection level	Lightening impulse current $I_{mp}(10/350\mu s)$		Pole	Reference No.	Unit LP* ₹
			L-N or L-(PE), 1P/3P	N-PE			
240V AC	125A gL/gG	1.5-2.5kV	25kA	100kA	1P+N	5SD74121	POR
240/415V AC	125A gL/gG	1.5-2.5kV	25kA/75kA	100kA	3P+N	5SD74141	

For TN-C system

Lightning arresters, Type 1 requirement class B, U_c 350V Pluggable protective modules 3-pole, 3+0 circuit for TNC systems with remote display



5SD74131

Rated voltage U_N	Backup fuse rating	Protection level	Lightening impulse current $I_{mp}(10/350\mu s)$		Pole	Reference No.	Unit LP* ₹
			L-N or L-(PE), 1P/3P	N-PE			
240/415V AC	125A gL/gG	$\leq 1.5kV$	25kA/75kA	-	3P	5SD74131	112535.-

Type 2: Surge Arresters

For TN-S/ TT system

Surge arrester Type 2 requirement class C, U_c :350V/260V (L-N/N-PE) Pluggable protective modules 4-pole, 3+1 circuit for TN-S and TT AC systems

Rated Discharge Surge Current $I_n=20kA$ SC capacity with backup fuse=25kA



5SD74641



5SD7422-0

Rated voltage U_N	Backup fuse rating	Protection level U_p	Rated discharge current I_n (8/20usec)		Pole	Remote signaling	Reference No.	Unit LP* ₹
			L-N or L-(PE), 1P/3P	N-PE				
240/415V	80A gL/gG	1.5-1.9kV	40kA	40kA	3P+N	No	5SD74640	POR
240/415V	80A gL/gG	1.5-1.9kV	40kA	40kA	3P+N	Yes	5SD74641	
240V	80A gL/gG	1.5-1.9kV	20kA	20kA	1P+N	No	5SD74220	
240V	80A gL/gG	1.5-1.9kV	20kA	20kA	1P+N	Yes	5SD74221	

For TN-C system

Surge arrester Type 2 requirement class C, U_c :350V Pluggable protective modules 3-pole, 3+0 circuit for TNC systems



5SD7463-0

Rated voltage U_N	Backup fuse rating	Protection level U_p	Maximum discharge surge current I_{max}	Pole	Remote signaling	Reference No.	Unit LP* ₹
			L-N or L-(PE)N, 1P				
240/415V	80A gL/gG	$\leq 1.5kV$	40kA	3P	No	5SD74630	38130.-
240/415V	80A gL/gG	$\leq 1.5kV$	40kA	3P	Yes	5SD74631	39875.-

L - Line, N - Neutral, PE - Protective Earth

Note: Standard packing: 1unit

* LP : List Price POR: Price on request

Surge Protection Devices

For protection of equipment against Lightning and Switching surges

Type 3: Surge Arresters



Rated voltage	Rated current	Protection level	Rated discharge current	Pole	Reference No.	Unit LP* ₹
24V AC 34V DC	26A	0.65kV	1kA	2P	5SD74325	18075.-
120V AC 150V DC	26A	0.95kV	3kA	2P	5SD74326	19695.-
240V AC 240V DC	26A	1.5kV	3kA	2P	5SD74327	20220.-

Surge arresters for photovoltaic application

Due to the combination of three power varistors, the overvoltage protection required for the inverters is implemented on the DC side. On the AC side, the overvoltage protection can be ensured using surge arresters type 2 (5SD7422-/5SD7424-)



5SD74836

Rated voltage U_N	Rated discharge current	Protection level U_p	Lightning Impulse current (L-N/L-(PE)N)	Max. discharge current	Pole	Remote signaling	Reference No.	Unit LP* ₹
1000V DC	15kA	$\leq 3.5kV$	$\leq 5kA$	40kA	3P	No	5SD74836	POR

Replacement Plug



SPD Type	Type	Connection	Reference No.	Unit LP* ₹		
5SD74121	Type 1	L-N	5SD74181	31725.-		
5SD74131						
5SD74141						
5SD74121						
5SD74131	Type 2	N-PE	5SD74180	33255.-		
5SD74141						
5SD7463-0/1		L-N			5SD74681	9315.-
5SD7464-0/1						
5SD7464-0/1	N-PE	5SD74880	11685.-			
5SD7422-0/1						
5SD7422-0/1	L-N			5SD74281	9315.-	
5SD7422-0/1						
5SD7422-0/1	N-PE	5SD74280	12130.-			
5SD7483-6						PV

* Also available Type 1+ Type 2 and Type 1/2 Compact SPDs for protection against overvoltages from Lightning strikes as well as by switching operations in network

Note:
Standard packing: 1 unit POR: Price on request
* LP - List Price



Modular Devices




For efficient control and monitoring

- 7LF time switch - Digital and Analog timers for all applications; available in Mini, Top, Profi, Astro, Expert and Expert GPS variants
- 5TT5 insta contactors – For all control applications; also with Manual/Automatic switching indicator
- DIN mounted phase indicators, monitoring relays and measuring devices for final distribution circuits
- Twilight Switch for Automatic Street Light Control

www.siemens.co.in

SIEMENS

Modular Devices

	Item Description	Rated Current I_n (A)	MW#	Reference No	Unit LP* ₹	Std. Pkg.** (Nos.)
Changeover switches						
Standards: IEC 60947-3/DIN EN 60947-3						
	1C/O, 230V	20	1	5TE8161	3915.-	1/10
	2C/O, 400V	20	1	5TE8162	5915.-	1/10
	Group switch, center position, 2C/O, 400V	20	1	5TE8142	7145.-	1/10
Insta Contactors						
Standards: EN 60947-4-1, EN 60947-5-1						
	2NO contacts, 230Vac	20	1	5TT58000	4725.-	1/5
	3NO+1NC contacts, 230Vac/220Vdc (1NC contact rated for 30A)	40	3	5TT58410	12925.-	1/5
	3NO+1NC contacts, 24Vac/24Vdc (1NC contact rated for 30A)	40	3	5TT58412	12985.-	1/5
	4NO contacts, 230Vac/220Vdc	40	3	5TT58400	13025.-	1/5
	4NO contacts, 24Vac/24Vdc	40	3	5TT58402	13005.-	1/5
	3NO+1NC contacts, 230Vac/220Vdc (1NC contact rated for 30A)	63	3	5TT58510	20235.-	1/5
	3NO+1NC contacts, 24Vac/24Vdc, (1NC contact rated for 30A)	63	3	5TT58512	20605.-	1/5
	4NO contacts, 230Vac/220Vdc	63	3	5TT58500	16505.-	1/5
	4NO contacts, 24Vac/24Vdc	63	3	5TT58502	16540.-	1/5
Insta Contactors Manual / Automatic with Switching Indicator						
Standards: IEC60947-4-1, IEC60947-5-1						
	2NO contacts, 230Vac	20	1	5TT58006	6290.-	1/5
	1NO+1NC contacts, 230Vac	20	1	5TT58016	9245.-	1/5
	4NO contacts, 230Vac	25	2	5TT58306	9505.-	1/5
	4NO contacts, 400Vac	40	3	5TT58406	19130.-	1/5
	4NO contacts, 400Vac	63	3	5TT58506	25065.-	1/5
Accessories						
	Control Switch with 1 Make and 1 Break Contact For AC 230V/400V For 5TT58 and 5TT50			5TT59101	5765.-	1/10






Note:

* LP - List Price # 1MW (Module Width) = 18mm

** Purchase MOQ for our authorised dealers is in multiples of standard packing, contact Siemens Sales Office for further details



Modular Devices




	Item Description	Rated Current I _n (A)	MW#	Reference No	Unit LP* ₹	Std. Pkg.** (Nos.)
Twilight switch						
	Twilight Switch with light sensor 230 V, 50/60 Hz, 1MW, 16A			7LQ2300	POR	1
Voltage Relays Standards: IEC 60255, DIN VDE 0435-303						
	Voltage relay for undervoltage monitoring of 1,2,3 phases against N with phase failure detection, Switching thresholds 07-0.9xV, not adjustable; 2 C/O contacts, 4A, 230/400Vac	4	2	5TT3402	20940.-	1
	Voltage relay for undervoltage monitoring of 1,2,3 phases against N, short time failure detection with phase failure detection and N conductor monitoring, Switching thresholds 0.8-0.85xV, not adjustable; 2 C/O contacts, 230/400Vac	4	2	5TT3407	38305.-	1
	Voltage relay for over and undervoltage monitoring of 3 phases against N with asymmetry, reverse voltage and phase failure detection with N conductor monitoring and adj. Time delay of 0.1 to 20s, Switching thresholds: U/voltage 0.7-1.1xV, 4% hysteresis, adjustable, O/voltage 0.9-1.1xV, 4% hysteresis, adjustable; 2 C/O contacts, 230/400Vac	4	2	5TT3408	39435.-	1
RYG 3 phase indicator in 1MW						
	3 phase indicator (all with green color cap)		1	5TE5802	5265.-	1/10
	3 phase indicator (red/yellow/green)		1	5TE5803	5010.-	1/10
	Transparent cap (1 set = 3 items, R, Y, G lens)			5TG8070	1345.-	1/10
Power ON Indicator (Economy Version) 230 Vac, 1 Phase						
	Light indicators for max. cable length up to 5 m with 1 red lamp		1	5TE5800	3140.-	1/12
	Light indicators for max. cable length up to 250 m with 1 red lamp		1	5TE5804	3990.-	1/12
	Transparent cap (Red) (1 set 5x each red/transparent)			5TG8061	1735.-	5
	Transparent cap (Green) (1 Set with 5x each green/transparent)			5TG8062	1735.-	5
	Transparent cap (Yellow) (1 Set with 5x each yellow/transparent)			5TG8063	1735.-	5
	Transparent cap (Blue) (1 Set with 5x each blue/transparent)			5TG8064	1735.-	5
Fuse Monitor						
	Fuse monitors with transparent caps for all low voltage fuse systems, 230Vac	4	2	5TT3170	16425.-	1

Note:

* LP - List Price # 1MW (Module Width) = 18mm POR: Price on request

** Purchase MOQ for our authorised dealers is in multiples of standard packing, contact Siemens Sales Office for further details

Modular Devices

	Item Description	Rated Current I_n (A)	MW#	Reference No	Unit LP* ₹	Std. Pkg.** (Nos.)
Time Switches (Digital)						
	Mini digital, daily/weekly program, 100 hours reserve, 230Vac	16	1	7LF45015	12225.-	1
	Yearly time switch top digital 230V, 1 channel	16	2	7LF45110	14970.-	1
	Yearly time switch top digital 230V, 2 channel	16	2	7LF45120	28660.-	1
	Weekly time switch profi digital 230V, 1 channel	16	2	7LF45210	26700.-	1
	Weekly time switch profi digital 230V, 2 channel	16	2	7LF45220	34535.-	1
	Weekly time switch astro digital 230V, 1 channel	16	2	7LF45310	26915.-	1
	Weekly time switch astro digital 230V, 2 channel	16	2	7LF45320	45000.-	1
Time Switches (Mechanical)						
Standards: EN 60730-1						
	Quartz time switch Day 1 NO 230V/50-60Hz 1 MW with power reserve	16	1	7LF53011	16565.-	1
	Synchronous time switches without power reserve, for DIN rail mounting, day disk, 1CO, 230V AC	16	3	7LF53005	9140.-	1
	Quartz-clock time switches with power reserve for DIN rail mounting, day disk, 1CO, 230V AC	16	3	7LF53016	17595.-	1
	Quartz-clock time switches with power reserve for wall mounting, day disk, 1CO, 250Vac	16	—	7LF53050	19245.-	1
	Synchronous time switches without power reserve, for wall mounting, day disk, 1CO, 250Vac	16	—	7LF53010	10850.-	1
7LF53005						
Accessories for Digital Time Switches						
	USB adapter and software			7LF49410	44305.-	1
	Data key profi, astro			7LF49411	4510.-	1

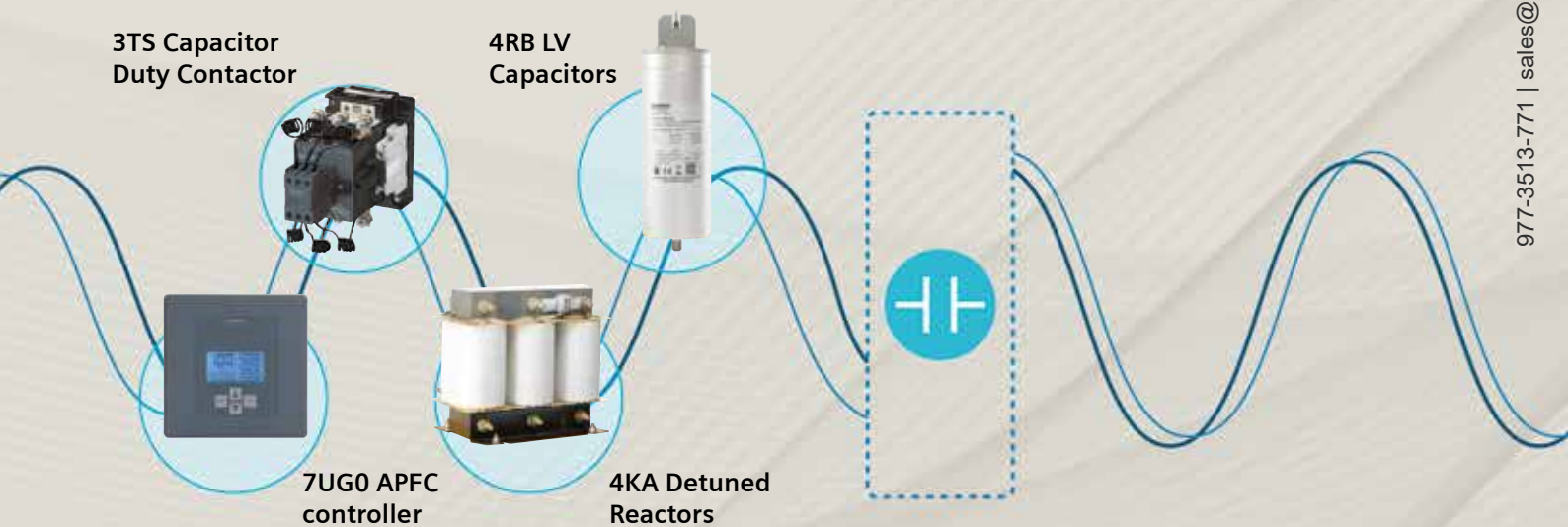
Note:

* LP - List Price

1MW (Module Width) = 18mm

** Purchase MOQ for our authorised dealers is in multiples of standard packing, contact Siemens Sales Office for further details





Power Factor Correction

www.siemens.co.in

SIEMENS

SIECAP™ LV Power Capacitors

ND+ (Normal Duty) - Al Can, MPP resin filled

- High pulse current withstand capability (upto 200.I_N)
- Long life expectancy upto 100000 hrs
- Self healing type
- Inbuilt over pressure disconnecter
- Shock hazard protected SIGUT terminals



977-3513-771 | sales@sapowercontrol.com

Rated voltage V	kvar @ 50 Hz	Type	Unit LP* ₹	Std. pkg. (nos.)
440	5	4RB2050-3EE52-8K	2945.-	1
	6	4RB2060-3EE52-8K	2945.-	1
	7	4RB2070-3EE52-8K	3225.-	1
	7.5	4RB2075-3EE52-8K	3460.-	1
	8.3	4RB2083-3EE52-8K	3830.-	1
	9	4RB2090-3EE52-8K	4145.-	1
	10	4RB2100-3EE52-8K	4615.-	1
	12.5	4RB2125-3EE52-8K	4980.-	1
	15	4RB2150-3EE52-8K	5970.-	1
	16.7	4RB2167-3EE52-8K	6635.-	1
	20	4RB2200-3EE52-8K	7940.-	1
	20.8	4RB2208-3EE52-8K	8270.-	1
	25	4RB2250-3EE52-8K	9945.-	1
	28	4RB2280-3EE52-8K	11130.-	1
30	4RB2300-3EE52-8K	11935.-	1	

Rated voltage V	kvar @ 50 Hz	Type	Unit LP* ₹	Std. pkg. (nos.)
480	5	4RB2050-3EJ52-8K	2710.-	1
	5.5	4RB2055-3EJ52-8K	3000.-	1
	8.3	4RB2083-3EJ52-8K	4000.-	1
	10.4	4RB2104-3EJ52-8K	5010.-	1
	11.1	4RB2111-3EJ52-8K	5110.-	1
	12.5	4RB2125-3EJ52-8K	5240.-	1
	13.8	4RB2138-3EJ52-8K	5780.-	1
	15	4RB2150-3EJ52-8K	6280.-	1
	16.7	4RB2167-3EJ52-8K	6985.-	1
	20.8	4RB2208-3EJ52-8K	8710.-	1
	25	4RB2250-3EJ52-8K	10460.-	1
	27.7	4RB2277-3EJ52-8K	11595.-	1
	30	4RB2300-3EJ52-8K	12560.-	1

Purchase MOQ for our dealers is in multiples of standard packing, please contact your nearest Siemens Sales Office for further details.

For information on less than 5 kvar and other kvar ratings at different voltages and frequency and use with detuned reactors, please contact your nearest Siemens Sales Office.



Std. Pkg. = 1 unit

* LP - List Price

SIECAP™ LV Power Capacitors

HD (Heavy Duty) - Al Can, MPP resin filled

- High pulse current withstand capability (up to 250.I_N)
- Long life expectancy up to 130000 hrs
- Self healing type
- Inbuilt over pressure disconnecter
- Shock hazard protected SIGUT terminals



977-3513-771 | sales@sapowercontrol.com

Rated voltage V	kvar @ 50 Hz	Type	Unit LP* ₹	Std. pkg. (nos.)
415	5	4RB2050-3EB53-8K	3610.-	1
	7.5	4RB2075-3EB53-8K	4795.-	1
	10.4	4RB2104-3EB53-8K	6655.-	1
	12.5	4RB2125-3EB53-8K	7220.-	1
	15	4RB2150-3EB53-8K	8670.-	1
	20	4RB2200-3EB53-8K	11555.-	1
	25	4RB2250-3EB53-8K	14445.-	1
440	5	4RB2050-3EE53-8K	3720.-	1
	7.5	4RB2075-3EE53-8K	4795.-	1
	10	4RB2100-3EE53-8K	6395.-	1
	12.5	4RB2125-3EE53-8K	7220.-	1
	15	4RB2150-3EE53-8K	8670.-	1
	20	4RB2200-3EE53-8K	11555.-	1
	25	4RB2250-3EE53-8K	14445.-	1
	28.1	4RB2281-3EE53-8K	16225.-	1
	30	4RB2300-3EE53-8K	17325.-	1

Rated voltage V	kvar @ 50 Hz	Type	Unit LP* ₹	Std. pkg. (nos.)	
480	5	4RB2050-3EJ53-8K	3720.-	1	
	6.3	4RB2063-3EJ53-8K	4160.-	1	
	8.3	4RB2083-3EJ53-8K	5480.-	1	
	10.4	4RB2104-3EJ53-8K	6230.-	1	
	11	4RB2110-3EJ53-8K	6590.-	1	
	12.5	4RB2125-3EJ53-8K	7480.-	1	
	13.8	4RB2138-3EJ53-8K	8260.-	1	
	15	4RB2150-3EJ53-8K	8975.-	1	
	16.7	4RB2167-3EJ53-8K	9990.-	1	
	18.7	4RB2187-3EJ53-8K	11185.-	1	
	20	4RB2200-3EJ53-8K	11975.-	1	
	22	4RB2220-3EJ53-8K	13155.-	1	
	25	4RB2250-3EJ53-8K	14950.-	1	
	28.1	4RB2281-3EJ53-8K	16810.-	1	
	30	4RB2300-3EJ53-8K	17940.-	1	
	525	5	4RB2050-3FC53-8K	3835.-	1
		6.3	4RB2063-3FC53-8K	4300.-	1
8.3		4RB2083-3FC53-8K	5655.-	1	
10.4		4RB2104-3FC53-8K	6435.-	1	
12.5		4RB2125-3FC53-8K	7745.-	1	
13.2		4RB2132-3FC53-8K	8175.-	1	
15		4RB2150-3FC53-8K	9280.-	1	
16.7		4RB2167-3FC53-8K	10350.-	1	
20		4RB2200-3FC53-8K	12375.-	1	
25		4RB2250-3FC53-8K	15470.-	1	
26.5		4RB2265-3FC53-8K	16400.-	1	
30		4RB2300-3FC53-8K	18570.-	1	
33.1		4RB2331-3FC53-8K	20480.-	1	

Purchase MOQ for our dealers is in multiples of standard packing, please contact your nearest Siemens Sales Office for further details.

For information on less than 5 kvar and other kvar ratings at different voltages and frequency and use with detuned reactors, please contact your nearest Siemens Sales Office.



Std. Pkg. = 1 unit

* LP - List Price

Power Factor Correction

SIECAP™ LV Power Capacitors

SHD (Super Heavy Duty) - Al Can, MPP resin filled

- High pulse current withstand capability (upto 500.I_N)
- Long life expectancy upto 200000 hrs
- Self healing type
- Inbuilt over pressure disconnecter
- Shock hazard protected SIGUT terminals



Rated voltage V	kvar @ 50 Hz	Type	Unit LP* ₹	Std. pkg. (nos.)
415	5	4RB1050-3EB50-8K	4115.-	1
	6.3	4RB1063-3EB50-8K	4600.-	1
	7.5	4RB1075-3EB50-8K	5475.-	1
	10.4	4RB1104-3EB50-8K	7595.-	1
	12.5	4RB1125-3EB50-8K	8245.-	1
	15	4RB1150-3EB50-8K	9895.-	1
	20	4RB1200-3EB50-8K	13195.-	1
	25	4RB1250-3EB50-8K	16495.-	1
	28.1	4RB1281-3EB50-8K	18525.-	1
	30	4RB1300-3EB50-8K	19790.-	1
440	5	4RB1050-3EE50-8K	4245.-	1
	7.5	4RB1075-3EE50-8K	5475.-	1
	10	4RB1100-3EE50-8K	7305.-	1
	10.4	4RB1104-3EE50-8K	7595.-	1
	12.5	4RB1125-3EE50-8K	8245.-	1
	15	4RB1150-3EE50-8K	9895.-	1
	16.7	4RB1167-3EE50-8K	11015.-	1
	20	4RB1200-3EE50-8K	13195.-	1
	25	4RB1250-3EE50-8K	16495.-	1
	28.1	4RB1281-3EE50-8K	18525.-	1
480	5	4RB1050-3EJ50-8K	4245.-	1
	6.3	4RB1063-3EJ50-8K	4745.-	1
	8.3	4RB1083-3EJ50-8K	6260.-	1
	10.4	4RB1104-3EJ50-8K	7105.-	1
	11	4RB1111-3EJ50-8K	7525.-	1
	12.5	4RB1125-3EJ50-8K	8540.-	1
	13.8	4RB1138-3EJ50-8K	9440.-	1
	15	4RB1150-3EJ50-8K	10250.-	1
	16.7	4RB1167-3EJ50-8K	11405.-	1
	18.7	4RB1187-3EJ50-8K	12775.-	1
20	4RB1200-3EJ50-8K	13670.-	1	
22	4RB1220-3EJ50-8K	15025.-	1	
25	4RB1250-3EJ50-8K	17070.-	1	
28.1	4RB1281-3EJ50-8K	19195.-	1	
30	4RB1300-3EJ50-8K	20490.-	1	
31	4RB1310-3EJ50-8K	21180.-	1	
33	4RB1330-3EJ50-8K	22550.-	1	

Rated voltage V	kvar @ 50 Hz	Type	Unit LP* ₹	Std. pkg. (nos.)
525	5	4RB1050-3FC50-8K	4375.-	1
	6.3	4RB1063-3FC50-8K	4910.-	1
	8.3	4RB1083-3FC50-8K	6455.-	1
	10.4	4RB1104-3FC50-8K	7350.-	1
	12.5	4RB1125-3FC50-8K	8840.-	1
	13.2	4RB1132-3FC50-8K	9335.-	1
	15	4RB1150-3FC50-8K	10600.-	1
	16.7	4RB1167-3FC50-8K	11815.-	1
	20	4RB1200-3FC50-8K	14130.-	1
	25	4RB1250-3FC50-8K	17665.-	1
690	26.5	4RB1265-3FC50-8K	18735.-	1
	30	4RB1300-3FC50-8K	21210.-	1
	33.1	4RB1331-3FC50-8K	23390.-	1
	5.3	4RB1053-3GK50-8K	3865.-	1
	6.9	4RB1068-3GK50-8K	5050.-	1
	10.4	4RB1104-3GK50-8K	7595.-	1
	12.5	4RB1125-3GK50-8K	9135.-	1
	14.6	4RB1146-3GK50-8K	10665.-	1
	20	4RB1200-3GK50-8K	14610.-	1
	25	4RB1250-3GK50-8K	18260.-	1

Purchase MOQ for our dealers is in multiples of standard packing, please contact your nearest Siemens Sales Office for further details

For information on less than 5 kvar and other kvar ratings at different voltages and frequency and use with detuned reactors, please contact your nearest Siemens Sales Office.

Std. Pkg. = 1 unit

* LP - List Price

Harmonics filter

Detuned reactor

Features

- Insulation class H
- High linearity
- Temperature control via micro switch
- Low losses and low noise



Copper Detuned Reactors

Bank size	Detuning factor	Type	Unit LP* ₹
5kvar	5.67%	4KA1220-1AC01-0AA0	19060.-
10kvar	5.67%	4KA1220-3AC01-0AA0	22615.-
12.5kvar	5.67%	4KA1220-4AC01-0AA0	26470.-
15kvar	5.67%	4KA1220-5AC01-0AA0	28595.-
20kvar	5.67%	4KA1220-6AC01-0AA0	30585.-
25kvar	5.67%	4KA1220-7AC01-0AA0	32725.-
5kvar	7%	4KA1220-1AA01-0AA0	19045.-
10kvar	7%	4KA1220-3AA01-0AA0	26125.-
12.5kvar	7%	4KA1220-4AA01-0AA0	28205.-
15kvar	7%	4KA1220-5AA01-0AA0	32570.-
20kvar	7%	4KA1220-6AA01-0AA0	34695.-
25kvar	7%	4KA1220-7AA01-0AA0	36510.-
50kvar	7%	4KA1220-2BA01-0AA0	65050.-
75kvar	7%	4KA1220-3BA03-0AA0	91225.-
100kvar	7%	4KA1220-4BA03-0AA0	114820.-
5kvar	14%	4KA1220-1AB01-0AA0	25075.-
12.5kvar	14%	4KA1220-4AB01-0AA0	42080.-
15kvar	14%	4KA1220-5AB01-0AA0	49270.-
20kvar	14%	4KA1220-6AB01-0AA0	59955.-
25kvar	14%	4KA1220-7AB01-0AA0	67415.-
50kvar	14%	4KA1220-2BB01-0AA0	109475.-
75kvar	14%	4KA1220-3BB03-0AA0	140055.-
100kvar	14%	4KA1220-4BB03-0AA0	203630.-

Aluminium Detuned Reactors

Bank size	Detuning factor	Type	Unit LP* ₹
5kvar	5.67%	4KA1420-1AC01-0AA0	14160.-
10kvar	5.67%	4KA1420-3AC01-0AA0	18055.-
12.5kvar	5.67%	4KA1420-4AC01-0AA0	19785.-
15kvar	5.67%	4KA1420-5AC01-0AA0	23400.-
20kvar	5.67%	4KA1420-6AC01-0AA0	26680.-
25kvar	5.67%	4KA1420-7AC01-0AA0	27015.-
50kvar	5.67%	4KA1420-2BC01-0AA0	49155.-
5kvar	7%	4KA1420-1AA01-0AA0	15075.-
10kvar	7%	4KA1420-3AA01-0AA0	19395.-
12.5kvar	7%	4KA1420-4AA01-0AA0	21445.-
15kvar	7%	4KA1420-5AA01-0AA0	24175.-
20kvar	7%	4KA1420-6AA01-0AA0	25745.-
25kvar	7%	4KA1420-7AA01-0AA0	27535.-
50kvar	7%	4KA1420-2BA01-0AA0	47345.-
75kvar	7%	4KA1420-3BA03-0AA0	64325.-
100kvar	7%	4KA1420-4BA03-0AA0	84120.-
5kvar	14%	4KA1420-1AB01-0AA0	20520.-
10kvar	14%	4KA1420-3AB01-0AA0	30780.-
12.5kvar	14%	4KA1420-4AB01-0AA0	33495.-
15kvar	14%	4KA1420-5AB01-0AA0	39655.-
20kvar	14%	4KA1420-6AB01-0AA0	44025.-
25kvar	14%	4KA1420-7AB01-0AA0	53720.-
50kvar	14%	4KA1420-2BB01-0AA0	95035.-



* LP - List Price

3TS Capacitor duty Contactors

Now in TI - GREY **NEW**

The 3TS capacitor duty contactor (with **patented** de-latching technology) provides a reliable and economical solution for capacitor switching applications.

Features and Benefits

- De-latching operating principle
- SIGUT Termination technique
- Finger touch proof terminals
- Compact Dimensions
- DIN / Screw mounting
- Reliable switching of capacitor banks
- Ease of wiring (can obviate use of lugs)
- Operator Safety
- Space saving
- Flexible mounting



Capacitor kVAr 415V, 3ph, 50Hz	Built-in aux. contacts	Type®	Unit LP ₹	Built-in aux. contacts	Type®	Unit LP ₹	Std. pkg. (nos.)
5 kvar NEW	1 NO	3TS2110-0A..5-8K†	2540.-				
7 kvar	1 NO	3TS1110-0A..5-8K†	2795.-				
10 kvar NEW	–	3TS2200-0A..5-8K†	3035.-	1NO+1NC	3TS2211-0A..5-8K	3480.-	
12.5 kvar	–	3TS1200-0A..5-8K†	3110.-	1NO+1NC	3TS1211-0A..5-8K	3555.-	1
16 kvar	–	3TS1300-0A..5-8K†	4275.-	1NO+1NC	3TS1311-0A..5-8K	4715.-	1
20 kvar	–	3TS1400-0A..5-8K†	4815.-	1NO+1NC	3TS1411-0A..5-8K	5245.-	1
25 kvar	–	3TS1500-0A..5-8K†	5560.-	1NO+1NC	3TS1511-0A..5-8K	6010.-	1
30 kvar NEW	–	3TS2500-0A..5-8K†	8665.-	1NO+1NC	3TS2511-0A..5-8K	9110.-	1
40 kvar NEW	2 NO + 2 NC	3TS2722-0A..5-8K	14700.-				
50 kvar	2 NO + 2 NC	3TS1722-0A..5-8K	17210.-				

† Facility to add one contact block of 1NO / 1NC

@ AC 50Hz coil code - Please enter coil codes from table below

Code	For 3TS contactors		
	F0	P0	R0
Coil voltage (V)	110	230	415

Auxiliary contact blocks

For contactor	Description	Type	Unit LP ₹	Std. pkg. (nos.)
3TS1110-3TS1500	1NO	■ 3TX4010-2A	245.-	10
	1NC	■ 3TX4001-2A	245.-	10

3MT7 Capacitor Duty Contactors **NEW**

Capacitor kvar 440V AC, 3Ph, 50Hz	Built-in aux. contacts	Type	Unit LP ₹	Std. pkg. (nos.)
60kVAr	1NO+2NC	3MT70060JA126A..	18290.-	1
80kVAr	1NO+2NC	3MT70080JA126A..	22455.-	1
100kVAr	1NO+2NC	3MT70100JA126A..	23335.-	1

Please add coil code from adjacent table

Note: For SIRIUS 3RT26 Capacitor Duty Contactors - Please contact Siemens

Refer Page No 40 for Capacitor Duty Contactor Spares

Coil 50/60Hz for 60 kvar contactor					
Coil Code	C2	G2	N2	P2	R2
Voltage	24V AC	110V AC	■ 220V AC	■ 240V AC	415V AC

Coil 50Hz for 80 & 100 kvar contactors				
Coil Code	F0	M0	U0	V0
Voltage	110V AC	■ 220V AC	■ 240V AC	415V AC



Automatic Power Factor Correction Relay (APFC relay)

Now in TI - GREY **NEW**

Features

- Easy accessibility of parameters
- Universal control supply—optimizing the no of variants
- Automatic/ Linear/ rotational switching modes of banks
- Selectable 1A/ 5A current input
- LCD version with RS485 Communication MODBUS RTU Protocol
- Confirms to IEC60947-5-1, carry CE and RoHS Compliant

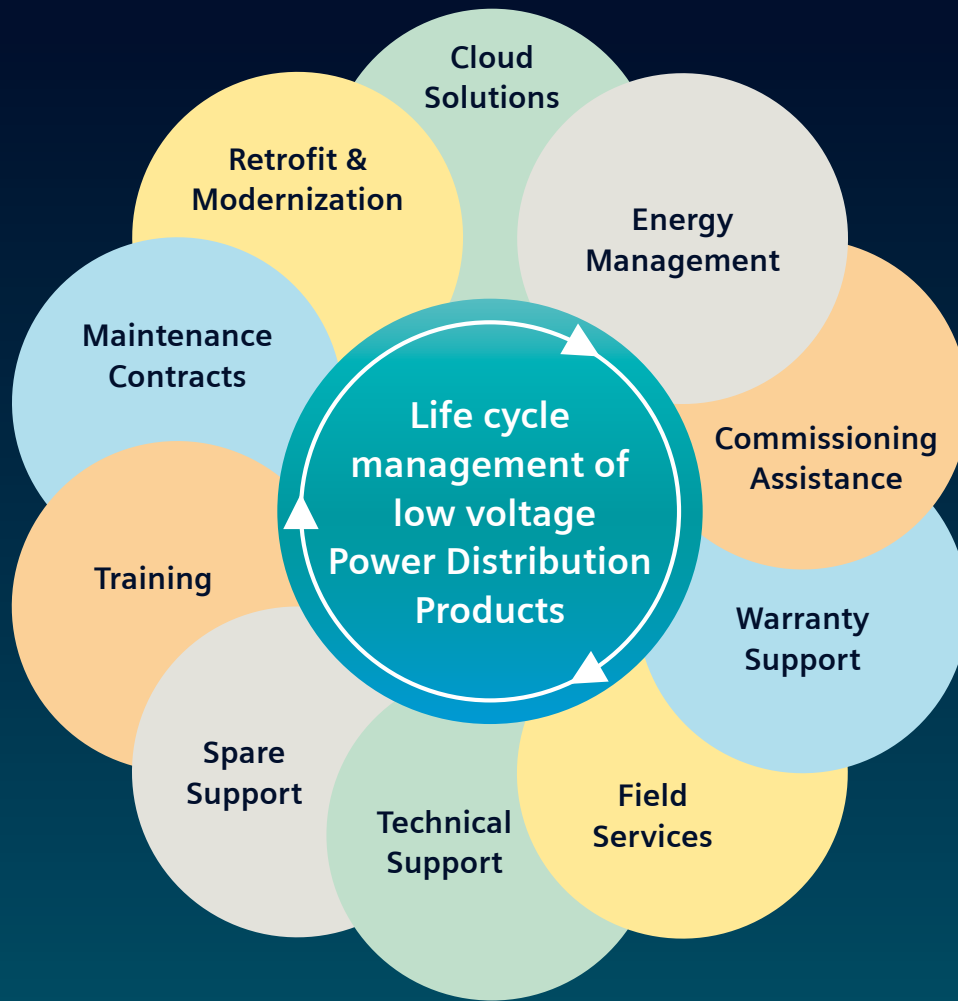


for more info scan QR code



7UG0572-1GT20

Description	Type	Unit LP ₹	Std. pkg. (nos.)
Automatic Power factor correction relay (APFC relay)	8 Stage with LCD display	7UG0571-1FT20	23345.-
	12 Stage with LCD display	7UG0572-1GT20	25005.-
	12 stage with LED display	7UG0572-1GT21	14300.-



One point contact for your service needs

The comprehensive range of services from Siemens is sure to cover the needs of the most varied users.

We offer structured services, designed to give you valuable support in every phase during the lifecycle of your low voltage products and panels – from warranty support to suitable retrofit solutions.

We educate and help to adopt products and solutions like energy management, various application with analytic etc. through retrofit and technology upgrade, thereby helping to embark on the digitalization journey easily.

Toll Free No: 1800220987/18002090987 • E-mail: ics.india@siemens.com

SIEMENS

Terms and conditions

Maximum Retail Price (MRP) / List Price (LP) is subject to revision without prior notice.

The company reserves the right to supply goods at its works or godown at its discretion.

The minimum order size for non-stock items (items not marked with ■) is 50 Nos. for each item or ₹ 50,000/- per item.

Export control regulation - retention clause: The fulfillment of the agreement on Siemens part is subject to the provision that this shall not be prevented by implements on the grounds of national and international legal requirements, in particular export control provision.

Stock items

The normal stock items (indicated by ■) are subject to change without prior notice.

Note

- This supercedes all previous Price Lists.
- List Prices (LPs) mentioned are exclusive of all taxes.
- Maximum Retail Prices (MRPs) mentioned in the publication are maximum recommended selling prices.
- Invoice amount not to exceed MRP
- Invoice amount = MRP (less) applicable discount + applicable GST %
- For receiving material in factory sealed packing, we request you to order in multiples of the indicated standard packing quantity.

Ask your nearest Siemens partners to include you in our mailing list.

Always make your purchases only from our authorised dealers. Details available with our sales office/territory managers.

SINOVA Opulenz

Multitasking switches for multitasking homes.

Elegant
finishes to enhance the look of your home.



Premium colours and textures
to complement modern finishes on your walls.



Antibacterial switches
for a safe home.



ISI certified
for assured safety.



Environment friendly
RoHS compliant switches.



Comprehensive communication range
type tested as per standards ensuring higher reliability.



Scan/Click
to know
more!



When homes and offices multitask as online classrooms, home offices, private theaters and more, the Opulenz range multitasks to help you make the most of them. SINOVA Opulenz is a complete range of new age sockets, HDMI receptors, LAN ports, regulators and dimmers in seven exciting colours and two natural textures.



SIEMENS

Your partners

Sales offices:

Ahmedabad

3rd Floor, Prerna Arbour, Chimanlal Girdharlal Road
Navrangpura, Near Girish Coldrinks
Ahmedabad, Gujrat - 380009
Tel: +91 79 30927600
Fax: +91 79 30927699
E-mail: chandrakant.keshrani@siemens.com

Baroda

Ground Floor, Urja Bhavan, Maneja Works
Opp. Makarpura Railway Station
Vadodara - 390010
Tel: +91 265 3957701
Fax: +91 265 3039190
E-mail: kalpeshkumar.darji@siemens.com

Bengaluru

1st Floor, Jyoti Mahal
No. 49, St. Marks Road
Bengaluru - 560001
Tel: +91 80 33422000
Fax: +91 80 33424131
E-mail: kumar.cvs@siemens.com

Bhubaneshwar

Mobile: +91 8696222212
E-mail: rohit.nandan@siemens.com

Chandigarh

Mobile: +91 9888484066
E-mail: padam.sharma@siemens.com

Territory managers:

Belgaum

2nd Floor, Sharadha Building, Ango - Vadaganv Road
Belgaum - 590006
Mobile: +91 8105592066
E-mail: siddu.mareguddi@siemens.com

Bharuch

Bungalow No. 1, Sanskar Villa, Behind Yogi Petrol Pump
Narmada Chokdi, Zadeshwar, Bharuch - 392011
Mobile: +91 8884000998
E-mail: viral.kachhadia@siemens.com

Bhopal

B-17, Unique Campus, Near Raja Bhoj Square
Bagsewania, Bhopal - 462043
Mobile: +91 9926415756
E-mail: laxmi-narayan.dhakar@siemens.com

Cochin

E27, Federal Park, Vennala PO, Ernakulam - 682028
Mobile: 9447313241
E-mail: max.tom@siemens.com

Guwahati

Shivalaya Housing Society, Flat No. B-3A
Bylane 4, Joymatinagar, Adabari, Pandu
Guwahati - 781012, Assam
Mobile: +91 9864110684
E-mail: biplab.datta@siemens.com

Haridwar

Asha Niwas, Vill. Kandal, P.O. Koti (KP Kshetra)
Athurwala, Near Jollygrant, Uttarakhand - 248001
Mobile: +91 9808380848
E-mail: rahul.kothari@siemens.com

Indore

Flat No. 404 -B, Elite Anmol Apartment, Udaynagar
Sri Mangal Nagar, Bicholi-Hapsi Road, Indore - 452017
Mobile: +91 8600555694
E-mail: paresh.bhachawat@siemens.com

Jalandhar

H.No. 212A, Punjabi Bagh Extn, Near Curo Mall
Jalandhar - 144001, India
Mobile: +91 9876047929
E-mail: sunil.singla@siemens.com

Jodhpur

17 E 730, Chopasni H.B. Colony
Jodhpur - 342008, Rajasthan
Mobile: +91 8003088889
E-mail: ankur.pancholi@siemens.com

Chennai

4th Floor, ETA Mount Central
Seethakathi Business Centre, Mount Road
Chennai - 600006
Tel: +91 44 30474000
Fax: +91 44 30474080
E-mail: muthu.kumar@siemens.com

Coimbatore

Mobile: +91 9894617776, +91 9894617772
E-mail: sivaprakasam.r@siemens.com
rubengerald.s@siemens.com

Delhi / Gurgaon

Plot No. 78, Tower - B
Jagaatit Industries Building (JIL)
Opposite SBI Academy, Sector-18
Gurgaon - 122015
Tel: +91 124 2842000, 3810200
E-mail: manjeet.mor@siemens.com

Hyderabad

5-9-19, 4th Floor, Lakshmi Narasinh Estate
Hyderabad - 500004
Tel: +91 40 23482578
E-mail: pv.ravikiran@siemens.com

Jaipur

Mobile: +91 9818099433
E-mail: rajesh.raina@siemens.com

Kolhapur

Flat No.1, Swapnapirithi Apartment
Near Head Post office, Ramannala
Kolhapur - 416003
Mobile: +91 91 12633253
E-mail: vijaykumar.patil@siemens.com

Kota

A-1, 1st Floor, Shrinath Estate, Railway Station Road
Kota - 324002, Rajasthan
Mobile: +91 9929110493
E-mail: rajendra.kabra@siemens.com

Ludhiana

H.No. 1235, St. No. 3/1, Sardar Nagar, Rahon Road
Near Gurudwara Mata Bhagwanti
Ludhiana - 141007, India.
Mobile: +91 9872419990
E-mail: ravinder.pal@siemens.com

Nagpur

Plot No. 117, 118, 119, Flat No. 202
Yatharth Apartment, Mahalaxmi Society
Manish Nagar, Nagpur - 440015
Mobile: +91 9049610003
E-mail: sanjay.lonkar@siemens.com

Nashik

02, Aravalli Co-Housing Soc., Near Mahila Bank
Indira Nagar, Nashik - 422009
Mobile: +91 9822193204
E-mail: mayur.kulkarni@siemens.com

Rajpur

Jr. M.I.G 503 Chilpy Height, Bhawna Nagar
Near Shankar Nagar, Raipur - 492007
Mobile: +91 9926511479
E-mail: ravindra.ughade@siemens.com

Rajkot

D-106, City Elite, Near Rukshmani Park
Raiya Road, Rajkot - 360005
Mobile: +91 9033146951
E-mail: shivang.bhatt@siemens.com

Ranchi

Mobile: +91 7033537344
E-mail: soumitra.dutta@siemens.com

Rourkela

U4/8, Civil Town Ship, Near Sailap Hospital
Rourkela - 769004
Mobile: +91 9861056581
E-mail: ashirbad.das@siemens.com

Jamshedpur

Mobile: +91 8294052647
E-mail: shyamal.bhattacharyya@siemens.com

Kolkata

1st Floor, 43, Shanti Palli
Rashbihari Bypass Connector
Kolkata - 700042
Tel: +91 33 30939000
Fax: +91 33 30939010
E-mail: amarnath.karmakar@siemens.com

Lucknow

Mobile: +91 9918002525
Email: atul.shukla@siemens.com

Mumbai

"Business Centre -1
Kalwa Works, Thane Belapur Road
Thane - 400601
Tel: +91 22 39663000
Fax: +91 22 39663721
E-mail: abhijeet.dandekar@siemens.com

Pune

Tower C, Panchshil Business Park
Survey No. 20, Balewadi
Pune - 411045
Tel: +91 20 30466000
Fax: +91 20 30466060
E-mail: kiran.kanhurkar@siemens.com

Rudrapur

Village – Nawar – Khera
Saheed Rajendra Singh Bhakuni Marg
PO - Kathgodam, Golapar
Haldwani - Distt Nainital, Uttrakhand - 263126
Mobile: +91 9839174578
E-mail: girish.pandey@siemens.com

Sonepat

I-4088, First Floor, Ansal Sushant City, Panipat
Mobile: +91 99111316981
E-mail: mohit.bisaria@siemens.com

Sricity

No. 110/21, Kalpaga Nagar, Padianallur
Redhills, Chennai - 600052
Mobile : 8122072921
E-mail: m.karthikeyan@siemens.com

Surat

A1-504, Shradhdha Flats, Near Swastik Villa
Pal, Surat - 395009
Mobile: +91 9879110276
E-mail: rahul.gangrade@siemens.com

Trichy

S7, Bharat Citi Squares, Fifth Cross, Ramalinga Nager
First Main Road, Woraiyur, Trichy - 620003, India
Mobile: +91 9840255185
E-mail: r.pradeep@siemens.com

Vapi

803, Dream Icon, Dream City
Vapi Silvassa Road, Dunga Vapi - 396193
E-mail: akif.qadeer@siemens.com
Mobile: +91 987021215

Varanasi

Vrindavan Residency, Nuaon Bypass
Tikari Road, Dafi, Varanasi - 221011 (U.P.)
Mobile: +91 9984500021
E-mail: kumardeepak@siemens.com

Vizag

D No. 18-117/5/27, Flat No. 301, Kavya Nivas
Krishna Nagar, Madurawada
Visakhapatnam - 530048
Mobile: +91 9618046037
E-mail: sivadurgaprasad.mondeti@siemens.com

Siemens Limited
Smart Infrastructure
Electrical Products
R&D Technology Centre
Thane Belapur Road
Airoli Node, Navi Mumbai - 400708
For more information contact
toll free 1800 209 1800
E-mail: lvsgmktg.india@siemens.com

www.siemens.co.in

Order No.: 114304812
SI-EP-SINOVA-PL-1123
(This replaces SI-EP-SINOVA-PL-1122)

Customer Care Toll free no. 1800 209 0987
Email: ics.india@siemens.com

Product upgradation is a continuous process. Hence, data in this pricelist is subject to change without prior notice. For the latest information, please get in touch with our Sales Offices.



977-3519-771 | sales@sapowercontrol.com

Our commitment is **your safe future**

Electrical Installations from A to Z
Price List w.e.f. 15th October, 2023

SIEMENS

The safe choice – **now made smarter**

SENTRON circuit protection devices with
communication and measuring function

[siemens.com/circuit-protection](https://www.siemens.com/circuit-protection)


SIEMENS



Sr. No.	Items	Pg. No.
1	Betagard Miniature Circuit Breakers	
	5SL6, 7.5kA with C characteristics	5
	5SL6, 7.5kA with B characteristics	6
	5SL4, 10kA with C characteristics	7
	5SL7, with C characteristics	8
2	Betagard Circuit Breakers	
	5SL7, with K characteristics	11
	5SL4, with Z characteristics	12
	5SY4, 10kA CBs with C characteristics	13
3	Betagard Isolators	
	5TL1 Isolators	14
4	Betagard DC Circuit Breakers	
	5SL5, 10kA DC with C characteristics	14
5	Betagard Residual Current Circuit Breakers	
	5SV RCCB - Type AC, Type A	18
6	SENTRON Residual Current Units <small>NEW</small>	
	5SM2..RC, RC Units- Type AC, Type A	20
	Accessories selection - Remote control mechanism	21
7	Betagard Residual Current Breaker Operators	
	5SU1 RCBO, 10kA, Type AC with C and D characteristics	22
8	Betagard Accessories	24
	SINOVA Opulenz	25
9	Arc Fault Detection Devices (AFDD)	26-27
10	SENTRON COM Devices <small>NEW</small>	28-29
	5SV6 AFDD COM	30
	7KN Powercenter 1000	30
11	SINOVA STR4 ACCL	31
12	Betagard Distribution Boards	
	8GB32 SPN, TPN & Phase Segregated DBs	33-35
	Industrial Plug & Socket DBs, Simbox WP DBs	36
	Accessories for Betagard DBs	37
13	SINOVA Low Voltage Switchgears	38
14	SENTRON Surge Protection Devices	
	Surge Protection Devices	40-42
15	SENTRON Modular Devices	
	Changeover switches, Insta contactors	44
	Twilight switch, Voltage relays, Indicators and Fuse monitors	45
	Time switches	46
16	SINOVA MCCBs - 3VJ, RAJA+ Starters	47-49
	ordering info	
17	Switch Disconnecter Fuses - 3KL and Fuses - 3NA/3NW ordering info	50
18	Available till stocks last	51-52
19	Discontinued products	53
20	Multi channel current measuring system	54-55
21	Technical Information	56-57
22	Customer Care	58

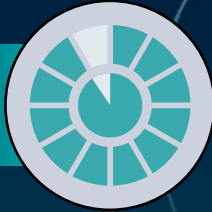
Betagard 5SL MCBs – Inspiring Safety

Terminal covers for protection



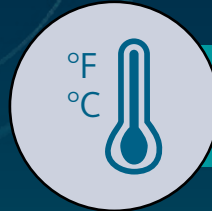
High Breaking capacity (Icn)

High Endurance Cycle




Very low watt loss

Ergonomic Handle for Identification



High ambient temperature

RoHS Compliant



With SLR

Unique SLR (Slide Latch-Release) feature for tool free removal from DIN rail allows individual MCB to be removed from bus bar mounted assembly without disturbing other devices

BIS approval for ISI marking as per latest IS/IEC 60898-1:2015 for assured quality and protection



Unique termination mechanism enables firm mounting of Bus bar together with wire; and provides front access to wires for safe installation





Betagard Miniature Circuit Breakers 5SL6, with C Characteristics



977-3513-771 | sales@sapowercontrol.com

Miniature Circuit Breakers

- Standards: IS/IEC 60898-1:2015
- Voltage: Un 240/415V, 50...60Hz[^]
- With ISI marking: CM/L No. 2255548

7500A	Rated Current I_n (A)	MW#	Reference No	Unit MRP* ₹	Std. Pkg.** (Nos.)
	1P, 240/415V AC	1	5SL61057RC	523.-	1/12
	1		■ 5SL61017RC	523.-	1/12
	2		5SL61027RC	523.-	1/12
	3		5SL61037RC	523.-	1/12
	4		■ 5SL61047RC	523.-	1/12
	6		■ 5SL61067RC	324.-	1/12
	8		5SL61087RC	324.-	1/12
	10		■ 5SL61107RC	324.-	1/12
	13		5SL61137RC	324.-	1/12
	16		■ 5SL61167RC	324.-	1/12
	20		■ 5SL61207RC	324.-	1/12
	25		5SL61257RC	324.-	1/12
	32		5SL61327RC	324.-	1/12
	40		5SL61407RC	714.-	1/12
	50		5SL61507RC	821.-	1/12
	63		5SL61637RC	821.-	1/12
	2P, 415V AC	2	5SL62057RC	1464.-	1/6
	1		5SL62017RC	1464.-	1/6
	2		5SL62027RC	1464.-	1/6
	3		5SL62037RC	1464.-	1/6
	4		5SL62047RC	1464.-	1/6
	6		■ 5SL62067RC	1096.-	1/6
	8		5SL62087RC	1096.-	1/6
	10		■ 5SL62107RC	1096.-	1/6
	13		5SL62137RC	1096.-	1/6
	16		5SL62167RC	1096.-	1/6
	20		■ 5SL62207RC	1096.-	1/6
	25		5SL62257RC	1096.-	1/6
	32		5SL62327RC	1096.-	1/6
	40		5SL62407RC	1538.-	1/6
	50		5SL62507RC	1806.-	1/6
	63		5SL62637RC	1806.-	1/6
	3P, 415V AC	3	5SL63057RC	2056.-	1/4
	1		5SL63017RC	2056.-	1/4
	2		5SL63027RC	2056.-	1/4
	4		5SL63047RC	2056.-	1/4
	6		■ 5SL63067RC	1646.-	1/4
	10		■ 5SL63107RC	1646.-	1/4
	16		■ 5SL63167RC	1646.-	1/4
	20		5SL63207RC	1646.-	1/4
	25		5SL63257RC	1646.-	1/4
	32		■ 5SL63327RC	1646.-	1/4
	40		■ 5SL63407RC	2304.-	1/4
	50		5SL63507RC	2573.-	1/4
	63		■ 5SL63637RC	2573.-	1/4
	4P, 415V AC	4	5SL64057RC	2838.-	1/3
	1		5SL64017RC	2838.-	1/3
	2		5SL64027RC	2838.-	1/3
	4		5SL64047RC	2838.-	1/3
	6		5SL64067RC	2276.-	1/3
	10		5SL64107RC	2276.-	1/3
	16		5SL64167RC	2276.-	1/3
	20		5SL64207RC	2276.-	1/3
	25		5SL64257RC	2276.-	1/3
	32		5SL64327RC	2276.-	1/3
	40		■ 5SL64407RC	2941.-	1/3
	50		5SL64507RC	3405.-	1/3
	63		■ 5SL64637RC	3405.-	1/3

■ Stock items

Note:

* MRP - Maximum Retail Price

1MW (Module Width) = 18mm





** Purchase MOQ for our authorized dealers is in multiples of standard packing, contact Siemens Sales Office for further details

^ Suitable for DC networks in Telecom application; 60V DC for 1P & 110V DC for 2P (contact sales office for connection diagram)

Betagard Miniature Circuit Breakers 5SL6, with B Characteristics



- Standards: IS/IEC 60898-1:2015
- Voltage: Un 240/415V, 50...60Hz
- With ISI marking: CM/L No. 2255548

7500A	Rated Current I_n (A)	MW#	Reference No	Unit MRP* ₹	Std. Pkg.** (Nos.)
1P, 240/415V AC 	6	1	5SL61066RC	318.-	1/12
	10		5SL61106RC	318.-	1/12
	16		5SL61166RC	318.-	1/12
	20		5SL61206RC	318.-	1/12
	25		5SL61256RC	318.-	1/12
	32		5SL61326RC	318.-	1/12
	40		5SL61406RC	710.-	1/12
	50		5SL61506RC	798.-	1/12
	63		5SL61636RC	798.-	1/12
2P, 415V AC 	6	2	5SL62066RC	1084.-	1/6
	10		5SL62106RC	1084.-	1/6
	16		5SL62166RC	1084.-	1/6
	20		5SL62206RC	1084.-	1/6
	25		5SL62256RC	1084.-	1/6
	32		5SL62326RC	1084.-	1/6
	40		5SL62406RC	1524.-	1/6
	50		5SL62506RC	1791.-	1/6
	63		5SL62636RC	1791.-	1/6
3P, 415V AC 	6	3	5SL63066RC	1646.-	1/4
	10		5SL63106RC	1646.-	1/4
	16		5SL63166RC	1646.-	1/4
	20		5SL63206RC	1646.-	1/4
	25		5SL63256RC	1646.-	1/4
	32		5SL63326RC	1646.-	1/4
	40		5SL63406RC	2274.-	1/4
	50		5SL63506RC	2550.-	1/4
	63		5SL63636RC	2550.-	1/4
4P, 415V AC 	6	4	5SL64066RC	2263.-	1/3
	10		5SL64106RC	2263.-	1/3
	16		5SL64166RC	2263.-	1/3
	20		5SL64206RC	2263.-	1/3
	25		5SL64256RC	2263.-	1/3
	32		5SL64326RC	2263.-	1/3
	40		5SL64406RC	2825.-	1/3
	50		5SL64506RC	3395.-	1/3
	63		5SL64636RC	3395.-	1/3

■ Stock items

Note:

* MRP - Maximum Retail Price # 1MW (Module Width) = 18mm

** Purchase MOQ for our authorized dealers is in multiples of standard packing, contact Siemens Sales Office for further details







Betagard Miniature Circuit Breakers 5SL4, with C characteristics



977-3513-771 | sales@sapowercontrol.com

Miniature Circuit Breakers

- Standards: IS/IEC 60898-1:2015
- Voltage: Un 240/415V, 50...60Hz[^]
- Breaking capacity: 10kA as per IS/IEC 60898-1
- With ISI marking: CM/L No. 2255548

10000A	Rated Current I _n (A)	MW#	Reference No	Unit MRP* ₹	Std. Pkg.** (Nos.)
1P, 240/415V AC 	0.5	1	5SL41057RC	590.-	1/12
	2		■ 5SL41027RC	590.-	1/12
	3		5SL41037RC	590.-	1/12
	4		5SL41047RC	590.-	1/12
	6		■ 5SL41067RC	382.-	1/12
	8		5SL41087RC	382.-	1/12
	10		■ 5SL41107RC	382.-	1/12
	13		5SL41137RC	382.-	1/12
	16		■ 5SL41167RC	382.-	1/12
	20		■ 5SL41207RC	382.-	1/12
	25		5SL41257RC	382.-	1/12
	32		■ 5SL41327RC	382.-	1/12
	40		5SL41407RC	832.-	1/12
	50		5SL41507RC	857.-	1/12
63	5SL41637RC	857.-	1/12		
2P, 415V AC 	0.5	2	5SL42057RC	1656.-	1/6
	2		■ 5SL42027RC	1656.-	1/6
	3		5SL42037RC	1656.-	1/6
	4		■ 5SL42047RC	1656.-	1/6
	6		■ 5SL42067RC	1187.-	1/6
	8		5SL42087RC	1187.-	1/6
	10		■ 5SL42107RC	1187.-	1/6
	13		5SL42137RC	1187.-	1/6
	16		■ 5SL42167RC	1187.-	1/6
	20		■ 5SL42207RC	1187.-	1/6
	25		5SL42257RC	1187.-	1/6
	32		5SL42327RC	1187.-	1/6
	40		5SL42407RC	1914.-	1/6
	50		5SL42507RC	1914.-	1/6
63	5SL42637RC	1914.-	1/6		
3P, 415V AC 	0.5	3	5SL43057RC	2675.-	1/4
	2		5SL43027RC	2675.-	1/4
	3		5SL43037RC	2675.-	1/4
	4		5SL43047RC	2675.-	1/4
	6		■ 5SL43067RC	1993.-	1/4
	8		5SL43087RC	1993.-	1/4
	10		■ 5SL43107RC	1993.-	1/4
	13		5SL43137RC	1993.-	1/4
	16		■ 5SL43167RC	1993.-	1/4
	20		■ 5SL43207RC	1993.-	1/4
	25		5SL43257RC	1993.-	1/4
	32		■ 5SL43327RC	1993.-	1/4
	40		5SL43407RC	3016.-	1/4
	50		5SL43507RC	3016.-	1/4
63	■ 5SL43637RC	3016.-	1/4		
4P, 415V AC 	0.5	4	5SL44057RC	3362.-	1/3
	2		5SL44027RC	3362.-	1/3
	3		5SL44037RC	3362.-	1/3
	4		5SL44047RC	3362.-	1/3
	6		5SL44067RC	2759.-	1/3
	8		5SL44087RC	2759.-	1/3
	10		5SL44107RC	2759.-	1/3
	13		5SL44137RC	2759.-	1/3
	16		5SL44167RC	2759.-	1/3
	20		5SL44207RC	2759.-	1/3
	25		5SL44257RC	2759.-	1/3
	32		■ 5SL44327RC	2759.-	1/3
	40		5SL44407RC	3764.-	1/3
	50		5SL44507RC	3764.-	1/3
63	■ 5SL44637RC	3764.-	1/3		

■ Stock items

Note: * MRP - Maximum Retail Price # 1MW (Module Width) = 18mm





** Purchase MOQ for our authorized dealers is in multiples of standard packing, contact Siemens Sales Office for further details

^ Suitable for DC networks in Telecom application; 60V DC for 1P & 110V DC for 2P (contact sales office for connection diagram)

Betagard Miniature Circuit Breakers 5SL7, with C characteristics



- Standards: IS/IEC 60898-1:2015
- Voltage: Un 240/415V, 50....60Hz
- Breaking capacity: 15kA¹⁾ as per IS/IEC 60898-1
- With ISI marking: CM/L No. 2255548

	Rated Current I_n (A)	MW#	Reference No	Unit MRP* ₹	Std. Pkg.** (Nos.)
	0.5	1	5SL71057RC	660.-	1/12
	1		5SL71017RC	660.-	1/12
	2		5SL71027RC	650.-	1/12
	4		5SL71047RC	650.-	1/12
	6		5SL71067RC	562.-	1/12
	10		5SL71107RC	562.-	1/12
	16		5SL71167RC	562.-	1/12
	20		5SL71207RC	562.-	1/12
	25		5SL71257RC	562.-	1/12
	32		5SL71327RC	562.-	1/12
	40		5SL71407RC	879.-	1/12
	50		5SL71507RC	889.-	1/12
	63		5SL71637RC	889.-	1/12
	0.5	2	5SL72057RC	1862.-	1/6
	1		5SL72017RC	1862.-	1/6
	2		5SL72027RC	1830.-	1/6
	4		5SL72047RC	1830.-	1/6
	6		5SL72067RC	1331.-	1/6
	10		5SL72107RC	1331.-	1/6
	16		5SL72167RC	1331.-	1/6
	20		5SL72207RC	1331.-	1/6
	25		5SL72257RC	1331.-	1/6
	32		5SL72327RC	1331.-	1/6
	40		5SL72407RC	2007.-	1/6
	50		5SL72507RC	2007.-	1/6
	63		5SL72637RC	2007.-	1/6
	0.5	3	5SL73057RC	2860.-	1/4
	1		5SL73017RC	2860.-	1/4
	2		5SL73027RC	2808.-	1/4
	4		5SL73047RC	2808.-	1/4
	6		5SL73067RC	2116.-	1/4
	10		5SL73107RC	2116.-	1/4
	16		5SL73167RC	2116.-	1/4
	20		5SL73207RC	2116.-	1/4
	25		5SL73257RC	2116.-	1/4
	32		5SL73327RC	2116.-	1/4
	40		5SL73407RC	3156.-	1/4
	50		5SL73507RC	3156.-	1/4
	63		5SL73637RC	3156.-	1/4
	0.5	4	5SL74057RC	3604.-	1/3
	1		5SL74017RC	3604.-	1/3
	2		5SL74027RC	3536.-	1/3
	4		5SL74047RC	3536.-	1/3
	6		5SL74067RC	2834.-	1/3
	10		5SL74107RC	2834.-	1/3
	16		5SL74167RC	2834.-	1/3
	20		5SL74207RC	2834.-	1/3
	25		5SL74257RC	2834.-	1/3
	32		5SL74327RC	2834.-	1/3
	40		5SL74407RC	3973.-	1/3
	50		5SL74507RC	3973.-	1/3
	63		5SL74637RC	3973.-	1/3

Note:

* MRP - Maximum Retail Price # 1MW (Module Width) = 18mm





** Purchase MOQ for our authorized dealers is in multiples of standard packing, contact Siemens Sales Office for further details

¹⁾ Breaking capacity 63A - 10kA

Betagard Miniature Circuit Breakers 5SL7, with D characteristics



- Standards: IS/IEC 60898-1
- Voltage: Un 240/415V, 50....60Hz
- Breaking capacity: 15kA¹⁾ as per IS/IEC 60898-1
- With ISI marking: CM/L No. 2255548

	Rated Current I_n (A)	MW#	Reference No	Unit MRP* ₹	Std. Pkg.** (Nos.)
1P, 240/415V AC 	0.5	1	5SL71058RC	671.-	1/12
	1		5SL71018RC	671.-	1/12
	2		5SL71028RC	650.-	1/12
	4		5SL71048RC	650.-	1/12
	6		5SL71068RC	582.-	1/12
	10		5SL71108RC	582.-	1/12
	16		5SL71168RC	582.-	1/12
	20		5SL71208RC	582.-	1/12
	25		5SL71258RC	582.-	1/12
	32		5SL71328RC	582.-	1/12
	40		5SL71408RC	1134.-	1/12
	50		5SL71508RC	1134.-	1/12
	63		5SL71638RC	1134.-	1/12
2P, 415V AC 	0.5	2	5SL72058RC	1898.-	1/6
	1		5SL72018RC	1898.-	1/6
	2		5SL72028RC	1830.-	1/6
	4		5SL72048RC	1830.-	1/6
	6		5SL72068RC	1404.-	1/6
	10		5SL72108RC	1404.-	1/6
	16		5SL72168RC	1404.-	1/6
	20		5SL72208RC	1404.-	1/6
	25		5SL72258RC	1404.-	1/6
	32		5SL72328RC	1404.-	1/6
	40		5SL72408RC	2590.-	1/6
	50		5SL72508RC	2590.-	1/6
	63		5SL72638RC	2590.-	1/6
3P, 415V AC 	0.5	3	5SL73058RC	2917.-	1/4
	1		5SL73018RC	2917.-	1/4
	2		5SL73028RC	2808.-	1/4
	4		5SL73048RC	2808.-	1/4
	6		5SL73068RC	2226.-	1/4
	10		5SL73108RC	2226.-	1/4
	16		5SL73168RC	2226.-	1/4
	20		5SL73208RC	2226.-	1/4
	25		5SL73258RC	2226.-	1/4
	32		5SL73328RC	2226.-	1/4
	40		5SL73408RC	4040.-	1/4
	50		5SL73508RC	4040.-	1/4
	63		5SL73638RC	4040.-	1/4
4P, 415V AC 	0.5	4	5SL74058RC	3728.-	1/3
	1		5SL74018RC	3728.-	1/3
	2		5SL74028RC	3593.-	1/3
	4		5SL74048RC	3593.-	1/3
	6		5SL74068RC	2943.-	1/3
	10		5SL74108RC	2943.-	1/3
	16		5SL74168RC	2943.-	1/3
	20		5SL74208RC	2943.-	1/3
	25		5SL74258RC	2943.-	1/3
	32		5SL74328RC	2943.-	1/3
	40		5SL74408RC	5075.-	1/3
	50		5SL74508RC	5075.-	1/3
	63		5SL74638RC	5075.-	1/3

Note:

* MRP - Maximum Retail Price # 1MW (Module Width) = 18mm

** Purchase MOQ for our authorized dealers is in multiples of standard packing, contact Siemens Sales Office for further details

¹⁾ Breaking capacity 40A - 63A: 10kA



5SL Circuit Breaker - K & Z Curve

"K" Characteristic Trip Curve:

MCB trips instantaneously when the current flowing through it reaches between 10 to 14 times the rated current.

Suitable for inductive and motor loads with high inrush currents; etc

"Z" Characteristic Trip Curve:

MCB trips when the current flowing through it reaches between 2 to 3 times the rated current, highly sensitive to short circuit current

Suitable for the protection of highly sensitive devices such as semiconductor devices,

- In compliance with standards IEC 60947-2
- Range available from 2A – 63A
- Comprehensive features & accessories in line with 5SL MCB
- For protection in Industrial, Infrastructure, Process Automation, Commercial applications



www.siemens.co.in

SIEMENS

www.sapowercontrol.com

Betagard Circuit Breakers 5SL7, with K characteristics

- Standards: IS/IEC 60947-2
- Voltage: Un 240/415V, 50....60Hz
- Breaking capacity: 15kA¹⁾ as per IS/IEC 60947-2

	Rated Current I_n (A)	MW#	Reference No	Unit MRP* ₹	Std. Pkg.** (Nos.)
1P, 240/415V AC 	2	1	5SL71023RC	582.-	1/12
	4		5SL71043RC	582.-	1/12
	6		5SL71063RC	520.-	1/12
	10		5SL71103RC	515.-	1/12
	16		5SL71163RC	520.-	1/12
	20		5SL71203RC	515.-	1/12
	25		5SL71253RC	520.-	1/12
	32		5SL71323RC	520.-	1/12
	40		5SL71403RC	915.-	1/12
63	5SL71633RC	1071.-	1/12		
2P, 415V AC 	2	2	5SL72023RC	1752.-	1/6
	4		5SL72043RC	1752.-	1/6
	6		5SL72063RC	1622.-	1/6
	10		5SL72103RC	1591.-	1/6
	16		5SL72163RC	1622.-	1/6
	20		5SL72203RC	1591.-	1/6
	25		5SL72253RC	1622.-	1/6
	32		5SL72323RC	1622.-	1/6
	40		5SL72403RC	1960.-	1/6
63	5SL72633RC	2257.-	1/6		
3P, 415V AC 	2	3	5SL73023RC	2720.-	1/4
	4		5SL73043RC	2720.-	1/4
	6		5SL73063RC	2491.-	1/4
	10		5SL73103RC	2439.-	1/4
	16		5SL73163RC	2491.-	1/4
	20		5SL73203RC	2439.-	1/4
	25		5SL73253RC	2491.-	1/4
	32		5SL73323RC	2491.-	1/4
	40		5SL73403RC	2772.-	1/4
63	5SL73633RC	3115.-	1/4		
4P, 415V AC 	2	4	5SL74023RC	3474.-	1/3
	4		5SL74043RC	3474.-	1/3
	6		5SL74063RC	3276.-	1/3
	10		5SL74103RC	3214.-	1/3
	16		5SL74163RC	3276.-	1/3
	20		5SL74203RC	3214.-	1/3
	25		5SL74253RC	3276.-	1/3
	32		5SL74323RC	3276.-	1/3
	40		5SL74403RC	3578.-	1/3
63	5SL74633RC	4030.-	1/3		

Note:





* MRP - Maximum Retail Price # 1MW (Module Width) = 18mm

** Purchase MOQ for our authorized dealers is in multiples of standard packing, contact Siemens Sales Office for further details

¹⁾ Breaking capacity 40A - 63A: 10kA

Betagard Circuit Breakers 5SL4, with Z characteristics

- Standards: IS/IEC 60947-2
- Voltage: Un 240/415V, 50....60Hz
- Breaking capacity: 10kA as per IS/IEC 60947-2

	Rated Current I_n (A)	MW#	Reference No	Unit MRP* ₹	Std. Pkg.** (Nos.)
1P, 240/415V AC 	2	1	5SL41020RC	795.-	1/12
	4		5SL41040RC	795.-	1/12
	6		5SL41060RC	625.-	1/12
	10		5SL41100RC	625.-	1/12
	16		5SL41160RC	625.-	1/12
	20		5SL41200RC	625.-	1/12
	25		5SL41250RC	625.-	1/12
	32		5SL41320RC	625.-	1/12
	40		5SL41400RC	824.-	1/12
63	5SL41630RC	824.-	1/12		
2P, 415V AC 	2	2	5SL42020RC	1505.-	1/6
	4		5SL42040RC	1505.-	1/6
	6		5SL42060RC	1420.-	1/6
	10		5SL42100RC	1420.-	1/6
	16		5SL42160RC	1420.-	1/6
	20		5SL42200RC	1420.-	1/6
	25		5SL42250RC	1420.-	1/6
	32		5SL42320RC	1420.-	1/6
	40		5SL42400RC	1646.-	1/6
63	5SL42630RC	1646.-	1/6		
3P, 415V AC 	2	3	5SL43020RC	2385.-	1/4
	4		5SL43040RC	2385.-	1/4
	6		5SL43060RC	1987.-	1/4
	10		5SL43100RC	1987.-	1/4
	16		5SL43160RC	1987.-	1/4
	20		5SL43200RC	1987.-	1/4
	25		5SL43250RC	1987.-	1/4
	32		5SL43320RC	1987.-	1/4
	40		5SL43400RC	2498.-	1/4
63	5SL43630RC	2498.-	1/4		
4P, 415V AC 	2	4	5SL44020RC	2583.-	1/3
	4		5SL44040RC	2583.-	1/3
	6		5SL44060RC	2243.-	1/3
	10		5SL44100RC	2243.-	1/3
	16		5SL44160RC	2243.-	1/3
	20		5SL44200RC	2243.-	1/3
	25		5SL44250RC	2243.-	1/3
	32		5SL44320RC	2243.-	1/3
	40		5SL44400RC	2816.-	1/3
63	5SL44630RC	2816.-	1/3		

Note:


* MRP - Maximum Retail Price # 1MW (Module Width) = 18mm

** Purchase MOQ for our authorized dealers is in multiples of standard packing, contact Siemens Sales Office for further details

Betagard Circuit Breakers 5SY4, with C characteristics

- Standards: IEC/EN 60947-2
- Voltage: Un 230/400V
- Breaking capacity: 10kA as per IEC/EN 60947-2

C characteristic





10000A		Rated Current I _n (A)	MW#	Reference No	Unit MRP* ₹	Std. Pkg.** (Nos.)
	1Pole	80A	1	5SY41807CC	4599.-	1/1
	2Pole		2	5SY42807CC	9043.-	1/1
	3Pole		3	5SY43807CC	14111.-	1/1
	4Pole		4	5SY44807CC	20219.-	1/1

Betagard Miniature Circuit Breakers 5SP4, with C/D characteristics




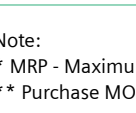


- Standards: IS/IEC 60898-1:2002
- Voltage: Un 240/415V
- Breaking capacity: 10kA as per IS/IEC 60898-1:2002
- With ISI marking: CM/L No. 2255548

C characteristic

10000A		Rated Current I _n (A)	MW#	Reference No	Unit MRP* ₹	Std. Pkg.** (Nos.)
	1-pole	80	1.5	5SP41807RC	4043.-	1/10
		100		5SP41917RC	4264.-	1/10
		125		5SP41927RC	4841.-	1/10
	2-pole	80	3	5SP42807RC	7941.-	1/5
		100		5SP42917RC	8369.-	1/5
		125		5SP42927RC	9471.-	1/5
	3-pole	80	4.5	5SP43807RC	12396.-	1/1
		100		5SP43917RC	12721.-	1/1
		125		5SP43927RC	14580.-	1/1
	4-pole	80	6	5SP44807RC	17778.-	1/1
		100		5SP44917RC	18293.-	1/1
		125		5SP44927RC	20827.-	1/1



D characteristic

	1-pole	80	1.5	5SP41808RC	4455.-	1/10
		100		5SP41918RC	4671.-	1/10
	2-pole	80	3	5SP42808RC	8940.-	1/5
		100		5SP42918RC	9476.-	1/5
	3-pole	80	4.5	5SP43808RC	13771.-	1/1
		100		5SP43918RC	13910.-	1/1
	4-pole	80	6	5SP44808RC	19369.-	1/1
		100		5SP44918RC	19864.-	1/1

Note:
 * MRP - Maximum Retail Price # 1MW (Module Width) = 18mm
 ** Purchase MOQ for our authorized dealers is in multiples of standard packing, contact Siemens Sales Office for further details

Betagard Circuit Breakers 5SL5, DC with C Characteristics

- Standards: IS/IEC 60947-2
- Voltage: 220V DC/1P & 440V DC/2P^
- Breaking capacity: 10kA as per IS/IEC 60947-2

10000A	Rated Current I_n (A)	MW#	Reference No	Unit MRP* ₹	Std. Pkg.** (Nos.)
	1P, 220V DC	1	5SL51057RC	979.-	1/12
	0.5		5SL51017RC	979.-	1/12
	1		5SL51027RC	1051.-	1/12
	2		5SL51037RC	1107.-	1/12
	3		5SL51047RC	1051.-	1/12
	4		5SL51067RC	896.-	1/12
	6		5SL51087RC	948.-	1/12
	8		5SL51107RC	896.-	1/12
	10		5SL51167RC	896.-	1/12
	16		5SL51207RC	896.-	1/12
	20		5SL51257RC	896.-	1/12
	25		5SL51327RC	896.-	1/12
	32		5SL51407RC	1339.-	1/12
	40		5SL51507RC	1339.-	1/12
	50		5SL51637RC	1339.-	1/12
63					
	2P, 440V DC	2	5SL52057RC	2132.-	1/6
	0.5		5SL52017RC	2132.-	1/6
	1		5SL52027RC	2132.-	1/6
	2		5SL52037RC	2230.-	1/6
	3		5SL52047RC	2132.-	1/6
	4		5SL52067RC	1864.-	1/6
	6		5SL52087RC	1957.-	1/6
	8		5SL52107RC	1864.-	1/6
	10		5SL52167RC	1864.-	1/6
	16		5SL52207RC	1864.-	1/6
	20		5SL52257RC	1864.-	1/6
	25		5SL52327RC	1864.-	1/6
	32		5SL52407RC	2760.-	1/6
	40		5SL52507RC	2760.-	1/6
	50		5SL52637RC	2760.-	1/6
63					




■ Stock items

^ For connection diagram, contact Siemens Sales Office for further details.

• Also available DC Circuit Breakers for Solar applications - contact Siemens sales office for further details.

Betagard Isolators 5TL1

- Standard: IS/IEC 60947-3
- Voltage: 440V AC

	Rated Current I_n (A)	MW#	Reference No	Unit MRP* ₹	Std. Pkg.** (Nos.)
	2-pole	2	5TL12400	900.-	1/1
	40		5TL12630	1185.-	1/1
	63		5TL12800	1550.-	1/1
	80		5TL12910	1970.-	1/1
	100		5TL12920	2055.-	1/1
	3-pole	3	5TL13400	1675.-	1/1
	40		5TL13630	1875.-	1/1
	63		5TL13800	2270.-	1/1
	80		5TL13910	2385.-	1/1
	100		5TL13920	2575.-	1/1
	4-pole	4	5TL14400	1960.-	1/1
	40		5TL14630	2235.-	1/1
	63		5TL14800	2690.-	1/1
	80		5TL14910	3230.-	1/1
	100		5TL14920	3500.-	1/1


Note:

* MRP - Maximum Retail Price # 1MW (Module Width) = 18mm

** Purchase MOQ for our authorized dealers is in multiples of standard packing, contact Siemens Sales Office for further details

Betagard Circuit Breakers 5SL5, 4-pole DC with C Characteristics

- Standards: IS/IEC 60947-2
- Voltage: 880V DC/4P^
- Breaking capacity: 10kA as per IS/IEC 60947-2

10000A	Rated Current I_n (A)	MW#	Reference No	Unit MRP* ₹	Std. Pkg.** (Nos.)
	4P, 880V DC ¹⁾	4	5SL54067RC	3770.-	1/3
	6		5SL54107RC	3770.-	1/3
	10		5SL54167RC	3770.-	1/3
	16		5SL54257RC	4012.-	1/3
	25		5SL54327RC	4012.-	1/3
	32		5SL54407RC	4717.-	1/3
	40		5SL54637RC	4949.-	1/3
63					

1) Maximum operational voltage 1000V DC

^ For connection diagram, contact Siemens Sales Office for further details.

Note:

* MRP - Maximum Retail Price

1MW (Module Width) = 18mm

** Purchase MOQ for our authorized dealers is in multiples of standard packing, contact Siemens Sales Office for further details



SIEMENS

977-3513-771 | sales@powercontrol.com



Celebrate Life, while we Care.

www.sapowercontrol.com

Betagard 5SV

Residual Current Circuit Breakers



+ In the event of a fault, residual current protective devices reliably disconnect power to protect humans

Fault protection

"Protection against indirect contact"

Protects people in the event of contact with electrically conductive parts, if a risk exists as a result of a fault due to the magnitude or duration of the touch voltage



Additional protection

"Protection in case of direct contact" with $I_{\Delta n} = 30\text{mA}$

Protects individuals if they come in direct contact with an active live part under normal operating condition



Fire protection

"Protection from insulation faults" with $I_{\Delta n} = 300\text{mA}$

For the prevention of fires which can be caused by insulation faults in locations exposed to fire hazards



Surge current withstand capability

"Protection surge currents" with $8/20\mu\text{s} > 1000\text{Amp}$

For Type "A"  have a surge current capability to avoid nuisance tripping





Betagard Residual Current Circuit Breakers 5SV





- Standards: IS 12640 (Part 1):2016/ IEC 61008-1:2012
- Voltage: 240/415V AC, 50Hz
- With ISI marking: CM/L No. 7676092

Type AC, applicable in networks for AC residual currents

	Rated residual current $I_{\Delta n}$ (mA)	Rated Current I_n (A)	MW#	Reference No	Unit MRP* ₹	Std. Pkg.** (Nos.)	
	2 Pole	30	25	2	5SV43120RC	4310.-	1
		100	25		5SV44120RC	4500.-	1
		300	25		5SV46120RC	4650.-	1
		30	40		5SV43140RC	5050.-	1
		100	40		5SV44140RC	5275.-	1
		300	40		5SV46140RC	5475.-	1
		30	63		5SV43160RC	6755.-	1
		100	63		5SV44160RC	6805.-	1
		300	63		5SV46160RC	7235.-	1
		30	80		5SV43170RC	10445.-	1
		100	80		5SV44170RC	10860.-	1
		300	80		5SV46170RC	10860.-	1
	4 Pole	30	25	4	5SV43420RC	5775.-	1
		100	25		5SV44420RC	5985.-	1
		300	25		5SV46420RC	6205.-	1
		30	40		5SV43440RC	5840.-	1
		100	40		5SV44440RC	6065.-	1
		300	40		5SV46440RC	6300.-	1
		30	63		5SV43460RC	6805.-	1
		100	63		5SV44460RC	7075.-	1
		300	63		5SV46460RC	7330.-	1
		30	80		5SV43470RC	10445.-	1
		100	80		5SV44470RC	10860.-	1
		300	80		5SV46470RC	10860.-	1

Type A, applicable in networks with AC and/or pulsating DC residual currents

	2 Pole	30	25	2	5SV33126RC	7880.-	1
		100	25		5SV34126RC	9290.-	1
		300	25		5SV36126RC	9290.-	1
		30	40		5SV33146RC	8940.-	1
		100	40		5SV34146RC	9310.-	1
		300	40		5SV36146RC	9310.-	1
		30	63		5SV33166RC	13000.-	1
		100	63		5SV34166RC	13365.-	1
		300	63		5SV36166RC	12730.-	1
		30	80		5SV33176RC	13980.-	1
		100	80		5SV34176RC	15040.-	1
		300	80		5SV36176RC	14320.-	1
	4 Pole	30	25	4	5SV33426RC	9345.-	1
		100	25		5SV34426RC	11535.-	1
		300	25		5SV36426RC	11535.-	1
		30	40		5SV33446RC	10320.-	1
		100	40		5SV34446RC	11535.-	1
		300	40		5SV36446RC	11535.-	1
		30	63		5SV33466RC	11790.-	1
		100	63		5SV34466RC	11710.-	1
		300	63		5SV36466RC	11710.-	1
		30	80		5SV33476RC	14170.-	1
		100	80		5SV34476RC	15040.-	1
		300	80		5SV36476RC	14320.-	1

■ Stock items

Note:

* MRP - Maximum Retail Price # 1MW (Module Width) = 18mm

** Purchase MOQ for our authorized dealers is in multiples of standard packing, contact Siemens Sales Office for further details

SENTRON 5SM2

Residual Current Units

NEW



RC Units suitable with 5SL7..RC MCBs for complete protection from Residual current, Over load and Short circuit faults



Wide portfolio catering to various applications



Easy and Fast Installation



Confirming to
- IEC/EN 61009-1
- IEC/EN 61009-2-1
- IEC/EN 61543



Reduced Inventory with range up to 63A in two variants only






RoHS compliant

SENTRON Residual Current Units 5SM2




NEW

- Standards: In accordance with IEC/EN 61009-1 (VDE 0664-20), IEC/EN 61009-2-1 (VDE 0664-21), IEC/EN 61543 (VDE 0664-30)
- Voltage: 240/415V AC, 50Hz

Type AC, applicable in networks for AC residual currents

	Number of poles	Mounting width MW#	Rated residual current I Δ n [mA]	RC Unit-Current Rating [A]	5SL7..RC MCBs- Rated current [A]	Reference No	Unit LP* ₹	Std. Pkg.** (Nos.)
	2	2	10	40	2- 40	5SM21210RC	4110.-	1
			30	40	2- 40	■ 5SM23220RC	3640.-	1
				63	2- 63	5SM23250RC	5980.-	1
			100	40	2- 40	5SM24220RC	4490.-	1
			63	2- 63	5SM24250RC	6515.-	1	
			300	40	2- 40	■ 5SM26220RC	3620.-	1
				63	2- 63	5SM26250RC	5835.-	1
	3	3	30	40	2- 40	5SM23320RC	4095.-	1
				63	2- 63	5SM23350RC	6175.-	1
			100	40	2- 40	5SM24320RC	4885.-	1
				63	2- 63	5SM24350RC	6725.-	1
			300	40	2- 40	5SM26320RC	5100.-	1
				63	2- 63	5SM26350RC	6880.-	1
	4	3	30	40	2- 40	■ 5SM23420RC	4450.-	1
				63	2- 63	■ 5SM23450RC	5775.-	1
			100	40	2- 40	5SM24420RC	5200.-	1
				63	2- 63	5SM24450RC	6025.-	1
			300	40	2- 40	5SM26420RC	5415.-	1
				63	2- 63	5SM26450RC	6180.-	1

Type A, applicable in networks with AC and/or pulsating DC residual currents

	Number of poles	Mounting width MW#	Rated residual current I Δ n [mA]	RC Unit-Current Rating [A]	5SL7..RC MCBs- Rated current [A]	Reference No	Unit LP* ₹	Std. Pkg.** (Nos.)
	2	2	10	40	2- 40	5SM21216RC	4185.-	1
			30	40	2- 40	5SM23226RC	3650.-	1
				63	2- 63	5SM23256RC	6210.-	1
			100	40	2- 40	5SM24226RC	4885.-	1
			63	2- 63	5SM24256RC	5515.-	1	
			300	40	2- 40	5SM26226RC	5100.-	1
				63	2- 63	5SM26256RC	5725.-	1
	3	3	30	40	2- 40	5SM23326RC	4140.-	1
				63	2- 63	5SM23356RC	6335.-	1
			100	40	2- 40	5SM24326RC	4940.-	1
				63	2- 63	5SM24356RC	6895.-	1
			300	40	2- 40	5SM26326RC	5150.-	1
				63	2- 63	5SM26356RC	7055.-	1
	4	3	30	40	2- 40	5SM23426RC	4970.-	1
				63	2- 63	5SM23456RC	5925.-	1
			100	40	2- 40	5SM24426RC	5400.-	1
				63	2- 63	5SM24456RC	6180.-	1
			300	40	2- 40	5SM26426RC	5625.-	1
				63	2- 63	5SM26456RC	6340.-	1

■ Stock items

Note: * LP - List Price

1MW (Module Width) = 18mm

** Purchase MOQ for our authorized dealers is in multiples of standard packing, contact Siemens Sales Office for further details

**Note: To be used along with 5SL7..RC MCBs. MCBs to be ordered separately.
For MCB prices, refer Page no. 8 & 9 from this pricelist.**

Accessories for Remote control mechanism units for 5SM2 RC Units

Remote control mechanism unit:

Adapter- Mount-on device for combination of RC Units 5SM2..RC and MCBs 5SL7..RC.

Item Description	Mounting width MW#	Reference No	Std. Pkg. ** (Nos.)
RC Mech. Power- 5ST3055 & RC Mech. ARD*- 5ST3057 For 2P- 12 V -30 V AC 12 V -48V DC	2	5ST3820-3 + 5ST3820-6	1
RC Mech. Power- 5ST3055 & RC Mech. ARD*- 5ST3057 For 3P & 4P- 12 V -30 V AC 12 V -48V DC	2	5ST3820-3 + 5ST3820-7	1
RC Mech. Power- 5ST3056 & RC Mech. ARD*- 5ST3058 For 2P- 230 V AC	2	5ST3820-3 + 5ST3820-6	1
RC Mech. Power- 5ST3056 & RC Mech. ARD*- 5ST3058 For 3P & 4P- 230 V AC	2	5ST3820-3 + 5ST3820-7	1
RC Mech. Power- 5ST3070 For 2P- 12 V -30 V AC 12 V -48V DC	2	5ST3820-3 + 5ST3820-6	1
RC Mech. Power- 5ST3070 For 3P & 4P- 12 V -30 V AC 12 V -48V DC	2	5ST3820-3 + 5ST3820-7	1

*- Auto Reclose Device

1MW (Module Width) = 18mm

** Purchase MOQ for our authorized dealers is in multiples of standard packing, contact Siemens Sales Office for further details

Note: All accessories can be mounted on the right-hand side of the RC Unit+MCB assembled device.


Note: For pricing details of above mentioned MLFBs and for other 5SM2 accessories, Pl refer Page No. 24 of this Pricelist.

Betagard Residual Current Breaker Operators 5SU1, 10kA





- Standards: IS 12640, Part 2:2016/ IEC 61009-1:2012
- Voltage: 240/415V AC, 50Hz
- With ISI marking: CM/L No. 7676193



Type AC, with C Characteristics (in 2 module size)⁵

	Rated residual current $I_{\Delta n}$ (mA)	Rated Current I_n (A)	MW#	Reference No	Unit MRP* ₹	Std. Pkg.** (Nos.)	
	240V AC; 50Hz; 2 pole ¹⁾	30	6	2	5SU13541RC06	7460.-	1
		30	10		5SU13541RC10	7460.-	1
		30	16		5SU13541RC16	7460.-	1
		30	20		5SU13541RC20	7460.-	1
		30	25		5SU13541RC25	7460.-	1
		30	32		5SU13541RC32	7835.-	1
		30	40		5SU13541RC40	9260.-	1
		300	6		5SU16541RC06	7595.-	1
		300	10		5SU16541RC10	7595.-	1
		300	16		5SU16541RC16	7595.-	1
		300	20		5SU16541RC20	7595.-	1
		300	25		5SU16541RC25	7595.-	1
		300	32		5SU16541RC32	7990.-	1
		300	40		5SU16541RC40	9445.-	1

Type AC with C characteristic

	240V AC; 50Hz; 2 pole	30	32	4	5SU13241RC32	8240.-	1
			40		5SU13241RC40	9600.-	1
			63		5SU13241RC63	11155.-	1
		100	32		5SU14241RC32	9095.-	1
			40		5SU14241RC40	10220.-	1
			63		5SU14241RC63	11915.-	1
		300	32		5SU16241RC32	9185.-	1
			40		5SU16241RC40	10320.-	1
			63		5SU16241RC63	11915.-	1
	415V AC; 50Hz; 4 pole	30	32	7	5SU13441RC32	11005.-	1
			40		5SU13441RC40	11205.-	1
			63		5SU13441RC63	13295.-	1
		100	32		5SU14441RC32	11140.-	1
			40		5SU14441RC40	11355.-	1
			63		5SU14441RC63	13050.-	1
		300	32		5SU16441RC32	11230.-	1
			40		5SU16441RC40	11450.-	1
			63		5SU16441RC63	13175.-	1

Type AC with D characteristic

	240V AC; 50Hz; 2 pole	30	32	4	5SU13242RC32	10625.-	1
			40		5SU13242RC40	11640.-	1
			63		5SU13242RC63	14035.-	1
		100	32		5SU14242RC32	12860.-	1
			40		5SU14242RC40	14075.-	1
			63		5SU14242RC63	16070.-	1
		300	32		5SU16242RC32	12565.-	1
			40		5SU16242RC40	14075.-	1
			63		5SU16242RC63	16095.-	1
	415V AC; 50Hz; 4 pole	30	32	7	5SU13442RC32	14550.-	1
			40		5SU13442RC40	14770.-	1
			63		5SU13442RC63	17520.-	1
		100	32		5SU14442RC32	15750.-	1
			40		5SU14442RC40	16455.-	1
			63		5SU14442RC63	18245.-	1
		300	32		5SU16442RC32	15560.-	1
			40		5SU16442RC40	16615.-	1
			63		5SU16442RC63	17865.-	1

Note: * MRP - Maximum Retail Price # 1MW (Module Width) = 18mm ¹⁾ 1P+N variant

** Purchase MOQ for our authorized dealers is in multiples of standard packing, contact Siemens Sales Office for further details


\$ For connecting accessories with 2P 2M RCBO add handle connector 5ST38051

Betagard Residual Current Breaker Operators 5SU1, 10kA





- Standards: IS 12640, Part 2:2016/ IEC 61009-1:2012
- Voltage: 240/415V AC, 50Hz
- With ISI marking: CM/L No. 7676193



Type A, with C Characteristics (in 2 module size)[§]

	Rated residual current $I_{\Delta n}$ (mA)	Rated Current I_n (A)	MW#	Reference No	Unit MRP* ₹	Std. Pkg.** (Nos.)	
	240V AC; 50Hz; 2 pole ¹⁾	30	6	2	5SU13547RC06	13630.-	1
		30	10		5SU13547RC10	13630.-	1
		30	16		5SU13547RC16	13630.-	1
		30	20		5SU13547RC20	13630.-	1
		30	25		5SU13547RC25	13630.-	1
		30	32		5SU13547RC32	14250.-	1
		30	40		5SU13547RC40	17235.-	1
		300	6		5SU16547RC06	14035.-	1
		300	10		5SU16547RC10	14035.-	1
		300	16		5SU16547RC16	14035.-	1
		300	20		5SU16547RC20	14035.-	1
		300	25		5SU16547RC25	14035.-	1
		300	32		5SU16547RC32	14595.-	1
		300	40		5SU16547RC40	17600.-	1

Type A with C characteristic

	240V AC; 50Hz; 2 pole	30	32	4	5SU13247RC32	14930.-	1
			40		5SU13247RC40	16425.-	1
			63		5SU13247RC63	18580.-	1
		100	32		5SU14247RC32	15930.-	1
			40		5SU14247RC40	17700.-	1
			63		5SU14247RC63	20110.-	1
		300	32		5SU16247RC32	15930.-	1
			40		5SU16247RC40	17700.-	1
			63		5SU16247RC63	20110.-	1
	415V AC; 50Hz; 4 pole	30	32	7	5SU13447RC32	18275.-	1
			40		5SU13447RC40	19030.-	1
			63		5SU13447RC63	21770.-	1
		100	32		5SU14447RC32	19615.-	1
			40		5SU14447RC40	19980.-	1
			63		5SU14447RC63	22335.-	1
		300	32		5SU16447RC32	19615.-	1
			40		5SU16447RC40	20325.-	1
			63		5SU16447RC63	22685.-	1

Type A with D characteristic

	240V AC; 50Hz; 2 pole	30	32	4	5SU13248RC32	17420.-	1
			40		5SU13248RC40	19660.-	1
			63		5SU13248RC63	22370.-	1
		100	32		5SU14248RC32	18740.-	1
			40		5SU14248RC40	20845.-	1
			63		5SU14248RC63	23750.-	1
		300	32		5SU16248RC32	18740.-	1
			40		5SU16248RC40	20845.-	1
			63		5SU16248RC63	23750.-	1
	415V AC; 50Hz; 4 pole	30	32	7	5SU13448RC32	21565.-	1
			40		5SU13448RC40	21835.-	1
			63		5SU13448RC63	25755.-	1
		100	32		5SU14448RC32	22715.-	1
			40		5SU14448RC40	24275.-	1
			63		5SU14448RC63	26430.-	1
		300	32		5SU16448RC32	22715.-	1
			40		5SU16448RC40	24275.-	1
			63		5SU16448RC63	26435.-	1






Note: * MRP - Maximum Retail Price # 1MW (Module Width) = 18mm ¹⁾ 1P+N variant

** Purchase MOQ for our authorized dealers is in multiples of standard packing, contact Siemens Sales Office for further details


§ For connecting accessories with 2P 2M RCBO add handle connector 5ST38051

Betagard Accessories

Accessories for 5SL / 5SY / 5SP MCBs, 5TL Isolators, 5SV RCCBs, 5SM2 RC Units and 5SU1 RCBOs

	Item Description	Reference No	Unit MRP* ₹	Std. Pkg.** (Nos.)	
	Aux contact block (For 5SL/5SY/5SP4/5TL/5SV/5SU1/5SM2)				
	1NO+1NC	5ST3010	1620.-	12	
	2NO	5ST3011	1655.-	1	
	2NC	5ST3012	1655.-	1	
	1CO	5ST3016	2620.-	1	
	Fault signal contact (For 5SL/5SY/5SP4/5SV/5SU1/5SM2)				
	1NO+1NC	5ST3020	2380.-	1	
	2NO	5ST3021	2425.-	1	
	2NC	5ST3022	2425.-	1	
	Shunt release (For 5SL5/5SL7/5SY/5SP4/5SV/5SU1/5SM2)				
110...415V AC	5ST3030	6685.-	1/5		
24...48V DC	5ST3031	6685.-	1/5		
Auxiliary and fault signal changeover contact (5SL/5SY/5SP4/5TL/5SV/5SU1/5SM2)	5ST3062	7710.-	1		
	Auxiliary switch - 1CO Fault contact - 1CO				
	Undervoltage release (For 5SL5/5SL7/5SY/5SP4/5SV/5SU1/5SM2)				
	With integrated aux. switch				
	230V AC	5ST3040	8970.-	1/5	
	110V DC	5ST3041	8970.-	1/5	
	24V DC	5ST3042	8970.-	1/5	
	Without integrated aux. switch				
	230V AC	5ST3043	8970.-	1/5	
	110V DC	5ST3044	8970.-	1/5	
	24V DC	5ST3045	8970.-	1/5	
		Remote control mechanism unit			
Basic version for 5SL, 5SY, 5TL1 and 5SU1 (1P+N only) (12-30)V AC & (12-48)V DC, 1.5MW 230V AC, 2MW		5ST3053 5ST3054	40025.- 40025.-	1 1	
Power version for 5SL, 5SY, 5TL1, 5SU1 & 5SM2 (12-30)V AC & (12-48)V DC, 2MW 230V AC, 2MW		5ST3055 5ST3056	67730.- 67730.-	1 1	
Power version for 5SM2 (12-30)V AC & (12-48)V DC, 2MW		5ST3070	79035.-	1	
Auto Reclose Device Version for 5SM2 (12-30)V AC & (12-48)V DC, 2MW 230V AC, 2MW		5ST3057 5ST3058	64865.- 76035.-	1 1	
Adapter for Remote control mechanism (To be ordered along with 5ST305X basic unit)					
For 5SL - 1P & 2P, 5SV - 4P and 5SM2- 2P		5ST38206	845.-	1	
For 5SL - 3P & 4P and 5SM2 - 3P & 4P		5ST38207	845.-	1	
For 5SY - 1P & 2P and For 5SU1^ - 2P, 4M		5ST38201	845.-	1	
For 5SY - 3P & 4P and For 5SU1^ - 4P, 7M		5ST38202	845.-	1	
For 5SU1 - 2P, 2M		5ST38205	845.-	1	
^ Add-on block for 5SU1 & 5SM2 to be ordered along with Adapter		5ST38203	1840.-	1	
		Handle locking device			
		for 5SP and 5SY circuit breakers for padlock with max. 3mm shackle	5ST3801	830.-	1
		for 5SL circuit breakers, 5TL1 isolators and 5SV residual current circuit breakers for padlock with max. 3 to 6 mm shackle	5ST3806	790.-	5
	Pad locks for 5ST3801 and 5ST3806 handle locking devices	5ST3802	535.-	5	
	Handle connector for 2P, 2M 5SU1 RCBO ⁵ (1set = 5 units in poly bag)	5ST38051	1660.-	1	

Betagard Rotary Handle Assembly

	Item Description	Reference No.	Unit MRP* ₹	Std. Pkg.** (Nos.)
	Rotary Handle Assembly for 5SY, 5SL, 5SP and 5TL1 series of MCBs/ Isolators ⁵⁵	5ST38140RC	2977.-	1

Note: * MRP - Maximum Retail Price # 1MW (Module Width) = 18mm

\$ For 2P, 2M RCBOs, the accessories can be used along with Handle connector only

\$\$ Not suitable for 1P variants

** Purchase MOQ for our authorized dealers is in multiples of standard packing, contact Siemens Sales Office for further details

SINOVA Opulenz

Multitasking switches for multitasking homes.

Elegant
finishes to enhance the look of your home.



Premium colours and textures
to complement modern finishes on your walls.



Antibacterial switches
for a safe home.



ISI certified
for assured safety.



Environment friendly
RoHS compliant switches.



Comprehensive communication range
type tested as per standards ensuring higher reliability.




Scan/Click
to know
more!



When homes and offices multitask as online classrooms, home offices, private theaters and more, the Opulenz range multitasks to help you make the most of them. SINOVA Opulenz is a complete range of new age sockets, HDMI receptors, LAN ports, regulators and dimmers in seven exciting colours and two natural textures.



SIEMENS



Arc Fault Detection Device

It's Time to Act Now!

With the 5SV6 Arc Fault Detection Device (AFDD), Siemens presents the third generation of fire-prevention product. The 5SV6 Arc Fault Detection Device with integrated miniature circuit breaker (MCB) is the first device on the IEC market with just one module width and is the smallest of its kind worldwide.

A standard-compliant expansion of the electrical installation by protection against electrical fires is thus always possible – easily and without the need for additional space.

www.siemens.com


SIEMENS




The smart solution.

Whether in an existing plant or a new installation – the 5SV6 AFDD and 5SM6 AFD unit can be deployed in any distribution board. It quickly identifies dangerous faults caused by parallel or serial arcing faults and switches off before a fire occurs. The AFDD detects operational arcing faults and only trips in the event of an actual fault.


5SV6 AFDDs with Integrated MCB & RCBO in 18mm width

	Rating	With integrated MCB		With integrated RCBO	Unit LP* ₹	Std. Pkg.** (Nos.)
		B characteristic	C characteristic	30mA, Type A, C characteristic		
	6A	5SV60166KK06	5SV60167KK06	5SV63167KK06	Price on Request	1
	10A	5SV60166KK10	5SV60167KK10	5SV63167KK10		
	13A	5SV60166KK13	5SV60167KK13	5SV63167KK13		
	16A	5SV60166KK16	5SV60167KK16	5SV63167KK16		
	20A	5SV60166KK20	5SV60167KK20	5SV63167KK20		
	25A	5SV60166KK25	5SV60167KK25	5SV63167KK25		
	32A	5SV60166KK32	5SV60167KK32	5SV63167KK32		
	40A	5SV60166KK40	5SV60167KK40	5SV63167KK40		

5SM6 AFDD with integrated MCB

	Rating	Module width	Reference No.	Description	Unit LP* ₹	Std. Pkg.** (Nos.)
	16A	2	5SM60111XX02	AFDD 16A, 230V, 2MW (Integrated with 1MW, 1+N, 16A MCB)	Price on Request	1

5SM6 AFD units (Suitable for add on with RCBO)

	Rating	Module width	Reference No.	Description	Unit LP* ₹	Std. Pkg.** (Nos.)
	16A	3	5SM60212	AFD Unit 1-16A, 230V, 1MW (Suitable for 2P 2M, 5SU1 RCBO)	Price on Request	1
	40A	3	5SM60242	AFD Unit 1-40A, 230V, 1MW (Suitable for 2P 2M, 5SU1 RCBO)		

* LP - List Price

** Purchase MOQ for our authorized dealers is in multiples of standard packing, contact Siemens Sales Office for further details

SIEMENS

SENTRON Circuit protection devices with measuring and communication function




**SENTRON
5SV6 COM
AFDD/MCB**




**SENTRON
Powercenter 1000
data transceiver**






SENTRON AFDD COM 5SV6

	Rating	With integrated MCB		Unit LP* ₹	Std. Pkg.** (Nos.)
		B characteristic	C characteristic		
	6 A	5SV60166MC06	5SV60167MC06	Price on Request	1
	10 A	5SV60166MC10	5SV60167MC10		
	13 A	5SV60166MC13	5SV60167MC13		
	16 A	5SV60166MC16	5SV60167MC16		
	20 A	5SV60166MC20	5SV60167MC20		
	25 A	5SV60166MC25	5SV60167MC25		
	32 A	5SV60166MC32	5SV60167MC32		

SENTRON Powercenter 1000 7KN

	Reference No.	Description	Unit LP* ₹	Std. Pkg.** (Nos.)
	7KN11100MC00	Powercenter1000 max. 24 SENTRON COM devices Modbus TCP Bluetooth Power supply DC 24V	Price on Request	1

* LP - List Price

** Purchase MOQ for our authorized dealers is in multiples of standard packing, contact Siemens Sales Office for further details

Applications:



Operating hours counter

The values measured by the installation device provide information on the electrical consumer's (e.g., an LED) exact operating time allowing for optimized maintenance.



Fault monitoring

A decline of electrical current, voltage or temperature below normal values may hint at a failure of the electrical consumer. An increased electrical current may indicate a defect of connected equipment.



Load management

When a certain number of electrical consumers is active, additional devices cannot be switched on. This prevents current peaks.



Function monitoring

The measured values indicate the execution of an activity by the electrical consumer (e.g., automatic feeders in livestock farming).

SEAMLESS POWER TRANSITIONS, SAFEGUARDING YOUR ENERGY NEEDS

5TR4 Automatic Changeover Current Limiter



Effortlessly manage power transitions with our 5TR4 ACCL, ensuring seamless operations and preventing electrical overload.

Key Features



Heavy Duty-
Conforms to
utilization
category AC32A
(IEC 60947-6-1)



High Endurance
Cycle -Ensuring
efficient and long
life of your ACCL



Safe during Short
circuits - Iq short
circuit of 5kA

Warning &
Alerts -
Overload
indication via
LED & Beep



Standard compliant
Product conforms
to IEC 60947-6-1



Low Power
consumption -
Coil operates
only during
backup supply



For more information-Please contact your nearest Siemens Sales Office.

SIEMENS



977-3513-771 | sales@sapowercontrol.com

Betagard 8GB Distribution Boards

Perfect blend of beauty and features with assured performance

- Complete range for Residential, Commercial and Industrial Infrastructures
- DBs offer latest design with highest aesthetic appeal
- DBs available with type testing as per the latest applicable standards
- User friendly design offers ease during maintenance and assists the installer for correct installation

www.siemens.co.in







SIEMENS

www.sapowercontrol.com

Betagard Distribution Boards

8GB32 # SPN and TPN DBs

- Type Tested as per IEC 61439 Standards at third party and internal test laboratories
- Available in IP 20 and IP 43 Versions
- Single Door, Metal Double Door and Acrylic Double Door options available
- Standard Wire Way Boxes available for all Single Door and Double Door DBs
- Additional safety with Insulated Shorting Links, Shrouded Neutral Links and Door Earthing
- TPN DBs can be easily made suitable for PPI configuration using TPN to PPI Conversion Kits
- Detachable DIN rail assembly and intermittent door facilitates ease in Wiring during installation and maintenance
- DBs are subjected to Seven tank process and treated with premium quality powder coating
- Cement Masking Sheet protects the DBs against extreme site conditions



	Item Description	Incoming Slots (MW)	Outgoing Slots (MW)	Total Slots (MW)	Reference No	Unit MRP* ₹	Std. Pkg.** (Nos.)
Metal Enclosures, IP20:							
	1 Module	-	-	1	8GB32100RC01	915.-	1/20
	2 Module	-	-	2	8GB32100RC02	1360.-	1/20
	3 Module	-	-	3	8GB32100RC03	1360.-	1/20
	4 Module	-	-	4	8GB32100RC04	1360.-	1/20
	6 Module	-	-	6	8GB32100RC06	1795.-	1/20
	8 Module	-	-	8	8GB32100RC08	2115.-	1/10
SPN Single Door DBs#, IP20:							
	6 Module	2	4	6	8GB32101RC06	2690.-	1
	8 Module	2	6	8	8GB32101RC08	2855.-	1
	10 Module	2	8	10	8GB32101RC10	3440.-	1
	12 Module	2	10	12	8GB32101RC12	3560.-	1
	14 Module	2	12	14	8GB32101RC14	4025.-	1
	16 Module	2	14	16	8GB32101RC16	4340.-	1
SPN Metal Double Door DBs#, IP 43:							
	6 Module	2	4	6	8GB32102RC06	4200.-	1
	8 Module	2	6	8	8GB32102RC08	4360.-	1
	10 Module	2	8	10	8GB32102RC10	5075.-	1
	12 Module	2	10	12	8GB32102RC12	5210.-	1
	14 Module	2	12	14	8GB32102RC14	6075.-	1
	16 Module	2	14	16	8GB32102RC16	6225.-	1
SPN Acrylic Double Door DBs#, IP 43:							
	6 Module	2	4	6	8GB32103RC06	4935.-	1
	8 Module	2	6	8	8GB32103RC08	5210.-	1
	10 Module	2	8	10	8GB32103RC10	6075.-	1
	12 Module	2	10	12	8GB32103RC12	6520.-	1
	14 Module	2	12	14	8GB32103RC14	6805.-	1
	16 Module	2	14	16	8GB32103RC16	7095.-	1
Wire Way Box For SPN Single Door IP 20 DBs:							
	For 6 MOD SPN Single door DB	-	-	-	8GB32106RC06	1770.-	1/5
	For 8 MOD SPN Single door DB	-	-	-	8GB32106RC08	1770.-	1/5
	For 10 MOD SPN Single door DB	-	-	-	8GB32106RC10	1910.-	1/5
	For 12 MOD SPN Single door DB	-	-	-	8GB32106RC12	1910.-	1/5
	For 14 MOD SPN Single door DB	-	-	-	8GB32106RC14	2200.-	1/5
	For 16 MOD SPN Single door DB	-	-	-	8GB32106RC16	2200.-	1/5
Wire Way Box For SPN Double Door IP 43 DBs:							
	For 6 MOD SPN Double door DB	-	-	-	8GB32107RC06	1910.-	1/5
	For 8 MOD SPN Double door DB	-	-	-	8GB32107RC08	1910.-	1/5
	For 10 MOD SPN Double door DB	-	-	-	8GB32107RC10	2070.-	1/5
	For 12 MOD SPN Double door DB	-	-	-	8GB32107RC12	2070.-	1/5
	For 14 MOD SPN Double door DB	-	-	-	8GB32107RC14	2635.-	1/5
	For 16 MOD SPN Double door DB	-	-	-	8GB32107RC16	2635.-	1/5

Note: * MRP - Maximum Retail Price # Also available in flat door option

For Customized Solutions in Distribution Boards please Contact our sales Office

** Purchase MOQ for our authorized dealers is in multiples of standard packing, contact Siemens Sales Office for further details

Betagard Distribution Boards 8GB32 # SPN and TPN DBs

	Item Description	Incoming Slots (MW)	Outgoing Slots (MW)	Total Slots (MW)	Reference No	Unit MRP* ₹	Std. Pkg.** (Nos.)
TPN Single Door DBs#, IP20:							
	4 way	8	12	20	8GB32201RC04	6760.-	1
	6 way	8	18	26	8GB32201RC06	7675.-	1
	8 way	8	24	32	8GB32201RC08	9265.-	1
	10 way	8	30	38	8GB32201RC10	13440.-	1
	12 way	8	36	44	8GB32201RC12	13725.-	1
	14 way	8	42	50	8GB32201RC14	15740.-	1
	16 way	8	48	56	8GB32201RC16	16330.-	1
TPN Metal Double Door DBs#, IP 43							
	4 way	8	12	20	8GB32202RC04	8255.-	1
	6 way	8	18	26	8GB32202RC06	9980.-	1
	8 way	8	24	32	8GB32202RC08	11995.-	1
	10 way	8	30	38	8GB32202RC10	17330.-	1
	12 way	8	36	44	8GB32202RC12	17760.-	1
	14 way	8	42	50	8GB32202RC14	21080.-	1
	16 way	8	48	56	8GB32202RC16	21675.-	1
TPN Acrylic Double Door DBs#, IP 43							
	4 way	8	12	20	8GB32203RC04	9980.-	1
	6 way	8	18	26	8GB32203RC06	12285.-	1
	8 way	8	24	32	8GB32203RC08	14735.-	1
	10 way	8	30	38	8GB32203RC10	19220.-	1
	12 way	8	36	44	8GB32203RC12	22370.-	1
	14 way	8	42	50	8GB32203RC14	23965.-	1
	16 way	8	48	56	8GB32203RC16	25575.-	1
TPN to PPI Conversion Kit®							
	To convert 6 way TPN DB to 4 way TPN PPI DB				8GB32205RC04	5210.-	1/5
	To convert 8 way TPN DB to 6 way TPN PPI DB				8GB32205RC06	6075.-	1/5
	To convert 10 way TPN DB to 8 way TPN PPI DB				8GB32205RC08	6225.-	1/5
	To convert 12 way TPN DB to 10 way TPN PPI DB				8GB32205RC10	6650.-	1/5
	To convert 14 way TPN DB to 12 way TPN PPI DB				8GB32205RC12	7095.-	1/5
	To convert 16 way TPN DB to 14 way TPN PPI DB				8GB32205RC14	7510.-	1/5
	Wire Way Box For TPN Single Door IP 20 DBs						
	For 4 Way TPN Single door DB	-	-	-	8GB32206RC04	2200.-	1/5
	For 6 Way TPN Single door DB	-	-	-	8GB32206RC06	2200.-	1/5
	For 8 Way TPN Single door DB	-	-	-	8GB32206RC08	3925.-	1/5
	For 10 Way TPN Single door DB	-	-	-	8GB32206RC10	4935.-	1/5
	For 12 Way TPN Single door DB	-	-	-	8GB32206RC12	5075.-	1/5
	For 14 Way TPN Single door DB	-	-	-	8GB32206RC14	5210.-	1/5
	For 16 Way TPN Single door DB	-	-	-	8GB32206RC16	5520.-	1/5
Wire Way Box For TPN Double Door IP 43 DBs							
	For 4 Way TPN Double door DB	-	-	-	8GB32207RC04	2335.-	1/5
	For 6 Way TPN Double door DB	-	-	-	8GB32207RC06	2635.-	1/5
	For 8 Way TPN Double door DB	-	-	-	8GB32207RC08	4200.-	1/5
	For 10 Way TPN Double door DB	-	-	-	8GB32207RC10	4500.-	1/5
	For 12 Way TPN Double door DB	-	-	-	8GB32207RC12	5520.-	1/5
	For 14 Way TPN Double door DB	-	-	-	8GB32207RC14	5795.-	1/5
	For 16 Way TPN Double door DB	-	-	-	8GB32207RC16	5960.-	1/5

Note: * MRP - Maximum Retail Price

@ Contains required accessories to Make the DB suitable for PPI Configuration
For Customized Solutions in Distribution Boards please Contact our sales Office


** Purchase MOQ for our authorized dealers is in multiples of standard packing, contact Siemens Sales Office for further details

Also available in flat door option

Betagard Distribution Boards 8GB32 TPN Phase Segregated DBs


Item Description	Incoming Slots (MW)	Sub-Incomer Slots (MW)	Outgoing Slots (MW)	Total Slots (MW)	Reference No	Unit MRP* ₹	Std. Pkg.** (Nos.)
TPN Phase segregated DBs, IP 20 For MCB as incomer							
4 Way	12	12	12	36	8GB32001RC04	18615.-	1
6 Way	12	12	18	42	8GB32001RC06	20935.-	1
8 Way	12	12	24	48	8GB32001RC08	24440.-	1
12 Way	12	12	36	60	8GB32001RC12	29095.-	1
TPN Phase segregated DBs, (8 segment) IP 43 For MCB as incomer							
4 way	12	12	12	36	8GB32002RC04	22110.-	1
6 way	12	12	18	42	8GB32002RC06	25600.-	1
8 way	12	12	24	48	8GB32002RC08	29095.-	1
12 way	12	12	36	60	8GB32002RC12	34905.-	1
TPN Phase segregated DBs, IP 43 for MCCB as incomer upto 160A							
6 way		12	18	30	8GB32012RC06	39545.-	1
8 way		12	24	36	8GB32012RC08	45370.-	1
12 way		12	36	48	8GB32012RC12	51190.-	1
Wire Way box for MCB Incomer, IP 43 DBs							
For 4 Way	-	-	-	-	8GB32007RC04	5805.-	1
For 6 Way	-	-	-	-	8GB32007RC06	6970.-	1
For 8 Way	-	-	-	-	8GB32007RC08	8130.-	1
For 12 Way	-	-	-	-	8GB32007RC12	9295.-	1
Wire Way box for MCCB Incomer, IP 43 DBs							
For 6 Way	-	-	-	-	8GB32017RC06	6970.-	1
For 8 Way	-	-	-	-	8GB32017RC08	8130.-	1
For 12 Way	-	-	-	-	8GB32017RC12	9295.-	1

Betagard Distribution Board 8GB





Note: * MRP - Maximum Retail Price
 ** Purchase MOQ for our authorized dealers is in multiples of standard packing, contact Siemens Sales Office for further details

Industrial plug & sockets

	Item Description	Total Slots (MW)	Reference No	Unit MRP* ₹	Std. Pkg.** (Nos.)
Plug & Socket, IP20 with provision for MCB mounting :					
	1 Phase 20A, 1P MCB	1	8GB0501RC	3020.-	1/20
	1 Phase 20A, 2P MCB	2	8GB0501SRC	3020.-	1/20
	3 Phase 32A, 3P MCB	3	8GB0502	6395.-	1/15
	3 Phase 32A, 3P+N MCB	4	8GB0502S	6395.-	1/15
	5 Pin (3P+N+PE) 3Phase 32A MCB 3P+N MCB	8	8GB050332	10100.-	1/5
	5 Pin (3P+N+PE) 3Phase 63A MCB 3P+N MCB	8	8GB050363	26315.-	1/5

Simbox WP

	Item Description	Total Slots (MW)	Reference No	Unit MRP* ₹	Std. Pkg.** (Nos.)
Simbox WP (IP65 DBs)					
	1 Row, 4Mod	4	8GB13710	9085.-	1
	1 Row 8Mod	8	8GB13711	11540.-	1
	1 Row 12Mod	12	8GB13712	20600.-	1
	1 Row 18Mod	18	8GB13713	26680.-	1
	2 Row 2 x 12Mod	24	8GB13722	32940.-	1
	2 Row, 2 x 18Mod	36	8GB13723	46440.-	1
	3 Row, 3 x 18Mod	54	8GB13733	81675.-	1
	4 Row 4 x 18Mod	72	8GB13743	107010.-	1
Accessories for Simbox WP					
	Coupling covers, 12M		8GB20510	2970.-	1
	Coupling covers, 18M		8GB20511	3335.-	1
	Insulated N/PE terminals, 8MW		8GB20520	4630.-	1
	Insulated N/PE terminals, 12MW		8GB20521	7080.-	1
	Insulated N/PE terminals, 18MW		8GB20522	10405.-	1
	Cylindrical security lock		8GB20550	8445.-	1










Note: * MRP - Maximum Retail Price

For Customized Solutions in Distribution Boards please Contact our sales Office

** Purchase MOQ for our authorized dealers is in multiples of standard packing, contact Siemens Sales Office for further details



Betagard Distribution Boards Accessories

	Item Description	Reference No	Unit MRP* ₹	Std. Pkg.** (Nos.)
Blanking Plate				
	1 MW	8GB9901	115.-	25
Insulated Shorting Links				
Single Phase Shorting Links for Shorting 1P MCBs				
For SPN and TPN PPI DB				
	5 Leg SP Shorting Link	8GB9905LSP	350.-	10
	7 Leg SP Shorting Link	8GB9907LSP	415.-	10
	9 Leg SP Shorting Link	8GB9909LSP	485.-	10
	11 Leg SP Shorting Link	8GB9911LSP	510.-	10
	13 Leg SP Shorting Link	8GB9913LSP	685.-	10
	15 Leg SP Shorting Link	8GB9915LSP	830.-	10
	17 Leg SP Shorting Link	8GB9917LSP	870.-	10
For TPN DB				
	4 Leg SP Shorting Link	8GB9904LSP	350.-	10
	6 Leg SP Shorting Link	8GB9906LSP	415.-	10
	8 Leg SP Shorting Link	8GB9908LSP	485.-	10
	10 Leg SP Shorting Link	8GB9910LSP	510.-	10
	12 Leg SP Shorting Link	8GB9912LSP	685.-	10
	14 Leg SP Shorting Link	8GB9914LSP	830.-	10
	16 Leg SP Shorting Link	8GB9916LSP	870.-	10
Two Phase, 1 meter long for shorting 2P MCBs (suitable for maximum of 28 nos. 2MW devices)				
	Shorting link without End caps, Can be cut and used.	8GB990SLDLP	8610.-	1
	End Caps for 2 pole Shorting Links	8GB990ECLDP	145.-	10
Three Phase, 1 meter long for shorting 3P MCBs (suitable for maximum of 19 nos. 3MW devices)				
	Shorting link without Enc caps, Can be cut and used.	8GB990SLLTP	9420.-	1
	End Caps for 3 pole Shorting Links	8GB990ECLTP	210.-	10
Three Phase + N, 1 meter long for shorting TPN MCBs (suitable for maximum of 14 nos. 4MW devices)				
	Shorting link without Enc caps, Can be cut and used.	8GB990SLLTPN	9955.-	1
	End Caps for 3 pole Shorting Links	8GB990ECLTPN	265.-	10
Neutral Terminals				
Neutral Terminals For 8GB0 and 8GB31 DBs (Along with Mounting Stands)				
	5 Way Neutral Link	8GB9905NL	380.-	10
	11 Way Neutral Link	8GB9911NL	560.-	10
	13 Way Neutral Link	8GB9913NL	640.-	10
	15 Way Neutral Link	8GB9915NL	720.-	10
Neutral Terminals For 8GB32 DBs (With Terminal Shroud and Cover)				
	Neutral Terminal 5 Holes	8GB9905NPE	415.-	10
	Neutral Terminal 11 Holes	8GB9911NPE	570.-	10
	Neutral Terminal 13 Holes	8GB9913NPE	685.-	10
	Neutral Terminal 15 Holes	8GB9915NPE	755.-	10
Earth Terminals				
	5 Way Earth Link	8GB9905EL	320.-	10
	11 Way Earth Link	8GB9911EL	540.-	10
	13 Way Earth Link	8GB9913EL	570.-	10
	15 Way Earth Link	8GB9915EL	685.-	10

Note: * MRP - Maximum Retail Price

** Purchase MOQ for our authorized dealers is in multiples of standard packing, contact Siemens Sales Office for further details



Scan/Click
to know
more!

SINOVA

Simply Efficient
Complete range of LV Switchgear products

www.siemens.co.in

SIEMENS



5SD Surge Protection Devices

Safe & Reliable

Surge Protection Devices are available in the following types:

Type 1 - For incoming power supply panels, in buildings with lightning protection system. Must be accompanied by downstream SPD

Type 2 - For distribution panels located downstream of Type 1 protectors or in incoming supply panels in areas of low exposure to lightning strikes, where the building is not fitted with lightning protection system

Type 3 - Always installed downstream of Type 2 protection designed to protect sensitive equipment or equipment located more than 20m downstream of Type 2 SPD

www.siemens.co.in

SIEMENS

Surge Protection Devices

For protection of equipment against Lightning and Switching surges

- Standard: IEC 61643-11 / EN 61643-11
- Type 1, Type 2 and Photovoltaic surge protection
- With Remote signaling contact
- Integrated SPD health indicator

Type 1: Lightning Surge Arresters

- Maximum continuous operating voltage U_c : 350V



Reference No.	Rated voltage	Pole	Module width	Total I_{imp} (10/350 μ s)	I_{max} (8/20 μ s)	Remote status	Unit LP* ₹
5SD74121RC	240V AC	1P+N	4	50kA	50kA	Yes	23555.-
5SD74141RC	240/415V AC	3P+N	8	100kA	50kA	Yes	45850.-

Type 2: Surge Arresters



Reference No.	Rated voltage	Pole	Module width	U_c	I_{max} (8/20 μ s)	Remote status	Unit LP* ₹
5SD74610RC	240V AC	1P	1	335V AC	20kA	No	3850.-
5SD74640RC	240/415V AC	3P+N	4	335V AC	40kA	No	11450.-

Surge Arresters for Photovoltaic application

On the DC side, over voltage protection is required for the inverters which can be ensured by using 5SD74836RC.

On the AC side, the over voltage protection can be ensured using surge arresters Type 2 (5SD7461-0RC/5SD7464-0RC)



Reference No.	Rated voltage	Pole	Module width	U_{cpv}	I_{max} (8/20 μ s)	Remote status	Unit LP* ₹
5SD74836RC	1170V DC	L+ and L-	3	1170V DC	40kA	No	6505.-

Note: Standard packing: 1 unit

*LP: List Price



Surge Protection Devices

For protection of equipment against Lightning and Switching surges

Type 1: Lightning Surge Arresters

For TN-S/ TT system

Lightning arresters, Type 1 requirement class B, U_c 350V Pluggable protective modules 4-pole, 3+1 circuit for TN-S and TT systems with remote display



5SD74121



5SD74141

Rated voltage U_N	Backup fuse rating	Protection level	Lightening impulse current $I_{mp}(10/350\mu s)$		Pole	Reference No.	Unit LP* ₹
			L-N or L-(PE), 1P/3P	N-PE			
240V AC	125A gL/gG	1.5-2.5kV	25kA	100kA	1P+N	5SD74121	Price on request
240/415V AC	125A gL/gG	1.5-2.5kV	25kA/75kA	100kA	3P+N	5SD74141	

For TN-C system

Lightning arresters, Type 1 requirement class B, U_c 350V Pluggable protective modules 3-pole, 3+0 circuit for TNC systems with remote display



5SD74131

Rated voltage U_N	Backup fuse rating	Protection level	Lightening impulse current $I_{mp}(10/350\mu s)$		Pole	Reference No.	Unit LP* ₹
			L-N or L-(PE), 1P/3P	N-PE			
240/415V AC	125A gL/gG	$\leq 1.5kV$	25kA/75kA	-	3P	5SD74131	112535.-

Type 2 : Surge Arresters

For TN-S/ TT system

Surge arrester Type 2 requirement class C, U_c :350V/260V (L-N/N-PE) Pluggable protective modules 4-pole, 3+1 circuit for TN-S and TT AC systems

Rated Discharge Surge Current $I_n=20kA$ SC capacity with backup fuse=25kA



5SD74641



5SD74220-0

Rated voltage U_N	Backup fuse rating	Protection level U_p	Rated discharge current I_n (8/20usec)		Pole	Remote signaling	Reference No.	Unit LP* ₹
			L-N or L-(PE), 1P/3P	N-PE				
240/415V	80A gL/gG	1.5-1.9kV	40kA	40kA	3P+N	No	5SD74640	Price on request
240/415V	80A gL/gG	1.5-1.9kV	40kA	40kA	3P+N	Yes	5SD74641	
240V	80A gL/gG	1.5-1.9kV	20kA	20kA	1P+N	No	5SD74220	
240V	80A gL/gG	1.5-1.9kV	20kA	20kA	1P+N	Yes	5SD74221	

For TN-C system

Surge arrester Type 2 requirement class C, U_c :350V Pluggable protective modules 3-pole, 3+0 circuit for TNC systems



5SD74630-0

Rated voltage U_N	Backup fuse rating	Protection level U_p	Maximum discharge surge current I_{max}	Pole	Remote signaling	Reference No.	Unit LP* ₹
			L-N or L-(PE)N, 1P				
240/415V	80A gL/gG	$\leq 1.5kV$	40kA	3P	No	5SD74630	38130.-
240/415V	80A gL/gG	$\leq 1.5kV$	40kA	3P	Yes	5SD74631	39875.-

L - Line, N - Neutral, PE - Protective Earth


Note: Standard packing: 1unit

* LP : List Price

Surge Protection Devices


For protection of equipment against Lightning and Switching surges

Type 3 : Surge Arresters


	Rated voltage	Rated current	Protection level	Rated discharge current	Pole	Reference No.	Unit LP* ₹
	24V AC 34V DC	26A	0.65kV	1kA	2P	5SD74325	18075.-
	120V AC 150V DC	26A	0.95kV	3kA	2P	5SD74326	19695.-
	240V AC 240V DC	26A	1.5kV	3kA	2P	5SD74327	20220.-

Surge arresters for photovoltaic application

Due to the combination of three power varistors, the overvoltage protection required for the inverters is implemented on the DC side. On the AC side, the overvoltage protection can be ensured using surge arresters type 2 (5SD7422-/5SD7424-)

	Rated voltage U_N	Rated discharge current	Protection level U_p	Lightning Impulse current (L-N/L-(PE)N)	Max. discharge current	Pole	Remote signaling	Reference No.	Unit LP* ₹
 5SD74836	1000V DC	15kA	$\leq 3.5kV$	$\leq 5kA$	40kA	3P	No	5SD74836	Price on request

Replacement Plug

	SPD Type	Type	Connection	Reference No.	Unit LP* ₹
	5SD74121	Type 1	L-N	5SD74181	31725.-
	5SD74131				
	5SD74141				
	5SD74121		N-PE	5SD74180	33255.-
	5SD74131				
	5SD74141				
	5SD7463-0/1	Type 2	L-N	5SD74681	9315.-
	5SD7464-0/1				
	5SD7464-0/1		N-PE	5SD74880	11685.-
	5SD7422-0/1				
	5SD7422-0/1	L-N	5SD74281	9315.-	
	5SD7422-0/1				
5SD7422-0/1	N-PE	5SD74280	12130.-		
5SD7483-6				PV	-

* Also available Type 1+ Type 2 and Type1/2 Compact SPDs for protection against overvoltages from Lightning strikes as well as by switching operations in network

Note:

Standard packing: 1unit

* LP - List Price



SENTRON Modular Devices




For efficient control and monitoring

- 7LF time switch - Digital and Analog timers for all applications; available in Mini, Top, Profi, Astro, Expert and Expert GPS variants
- 5TT5 insta contactors – For all control applications; also with Manual/Automatic switching indicator
- DIN mounted phase indicators, monitoring relays and measuring devices for final distribution circuits
- Twilight Switch for Automatic Street Light Control

www.siemens.co.in

SIEMENS

Modular Devices

	Item Description	Rated Current I_n (A)	MW#	Reference No	Unit LP* ₹	Std. Pkg.** (Nos.)
Changeover switches						
Standards: IEC 60947-3/DIN EN 60947-3						
	1C/O, 230V	20	1	5TE8161	3915.-	1/10
	2C/O, 400V	20	1	5TE8162	5915.-	1/10
	Group switch, center position, 2C/O, 400V	20	1	5TE8142	7145.-	1/10
Insta Contactors						
Standards: EN 60947-4-1, EN 60947-5-1						
	2NO contacts, 230V AC	20	1	5TT58000	4725.-	1/5
	3NO+1NC contacts, 230V AC/220V DC (1NC contact rated for 30A)	40	3	5TT58410	12925.-	1/5
	3NO+1NC contacts, 24V AC/24V DC (1NC contact rated for 30A)	40	3	5TT58412	12985.-	1/5
	4NO contacts, 230V AC/220V DC	40	3	5TT58400	13025.-	1/5
	4NO contacts, 24V AC/24V DC	40	3	5TT58402	13005.-	1/5
	3NO+1NC contacts, 230V AC/220V DC (1NC contact rated for 30A)	63	3	5TT58510	20235.-	1/5
	3NO+1NC contacts, 24V AC/24V DC, (1NC contact rated for 30A)	63	3	5TT58512	20605.-	1/5
	4NO contacts, 230V AC/220V DC	63	3	5TT58500	16505.-	1/5
	4NO contacts, 24V AC/24V DC	63	3	5TT58502	16540.-	1/5
Insta Contactors Manual / Automatic with Switching Indicator						
Standards: IEC60947-4-1, IEC60947-5-1						
	2NO contacts, 230V AC	20	1	5TT58006	6290.-	1/5
	1NO+1NC contacts, 230V AC	20	1	5TT58016	9245.-	1/5
	4NO contacts, 230V AC	25	2	5TT58306	9505.-	1/5
	4NO contacts, 400V AC	40	3	5TT58406	19130.-	1/5
	4NO contacts, 400V AC	63	3	5TT58506	25065.-	1/5
Accessories						
	Control Switch with 1 Make and 1 Break Contact For AC 230V/400V For 5TT58 and 5TT50			5TT59101	5765.-	1/10






Note:

* LP - List Price # 1MW (Module Width) = 18mm

** Purchase MOQ for our authorized dealers is in multiples of standard packing, contact Siemens Sales Office for further details



Modular Devices




	Item Description	Rated Current I _n (A)	MW#	Reference No	Unit LP* ₹	Std. Pkg.** (Nos.)
Twilight switch						
	Twilight Switch with light sensor 230 V, 50/60 Hz, 1MW, 16A			7LQ2300	Price on request	1
Voltage Relays Standards: IEC 60255, DIN VDE 0435-303						
	Voltage relay for undervoltage monitoring of 1,2,3 phases against N with phase failure detection, Switching thresholds 0.7-0.9xV, not adjustable; 2 C/O contacts, 4A, 230/400V AC	4	2	5TT3402	20940.-	1
	Voltage relay for undervoltage monitoring of 1,2,3 phases against N, short time failure detection with phase failure detection and N conductor monitoring, Switching thresholds 0.8-0.85xV, not adjustable; 2 C/O contacts, 230/400V AC	4	2	5TT3407	38305.-	1
	Voltage relay for over and undervoltage monitoring of 3 phases against N with asymmetry, reverse voltage and phase failure detection with N conductor monitoring and adj. Time delay of 0.1 to 20s, Switching thresholds: U/voltage 0.7-1.1xV, 4% hysteresis, adjustable, O/voltage 0.9-1.1xV, 4% hysteresis, adjustable; 2 C/O contacts, 230/400V AC	4	2	5TT3408	39435.-	1
RYG 3 phase indicator in 1MW						
	3 phase indicator (all with green color cap)		1	5TE5802	5265.-	1/10
	3 phase indicator (red/yellow/green)		1	5TE5803	5010.-	1/10
	Transparent cap (1 set = 3 items, R, Y, G lens)			5TG8070	1345.-	1/10
Power ON Indicator (Economy Version) 230 V AC, 1 Phase						
	Light indicators for max. cable length up to 5 m with 1 red lamp		1	5TE5800	3140.-	1/12
	Light indicators for max. cable length up to 250 m with 1 red lamp		1	5TE5804	3990.-	1/12
	Transparent cap (Red) (1 set 5x each red/transparent)			5TG8061	1735.-	5
	Transparent cap (Green) (1 Set with 5x each green/transparent)			5TG8062	1735.-	5
	Transparent cap (Yellow) (1 Set with 5x each yellow/transparent)			5TG8063	1735.-	5
	Transparent cap (Blue) (1 Set with 5x each blue/transparent)			5TG8064	1735.-	5
Fuse Monitor						
	Fuse monitors with transparent caps for all low voltage fuse systems, 230V AC	4	2	5TT3170	16425.-	1

Note:

* LP - List Price # 1MW (Module Width) = 18mm

** Purchase MOQ for our authorized dealers is in multiples of standard packing, contact Siemens Sales Office for further details

Modular Devices

	Item Description	Rated Current I_n (A)	MW#	Reference No	Unit LP* ₹	Std. Pkg.** (Nos.)
Time Switches (Digital)						
	Mini digital, daily/weekly program, 100 hours reserve, 230V AC	16	1	7LF45015	12225.-	1
	Yearly time switch top digital 230V, 1 channel	16	2	7LF45110	14970.-	1
	Yearly time switch top digital 230V, 2 channel	16	2	7LF45120	28660.-	1
	Weekly time switch profi digital 230V, 1 channel	16	2	7LF45210	26700.-	1
	Weekly time switch profi digital 230V, 2 channel	16	2	7LF45220	34535.-	1
	Weekly time switch astro digital 230V, 1 channel	16	2	7LF45310	26915.-	1
	Weekly time switch astro digital 230V, 2 channel	16	2	7LF45320	45000.-	1
Time Switches (Mechanical) Standards: EN 60730-1						
 7LF53005	Quartz time switch Day 1 NO 230V/50-60Hz 1 MW with power reserve	16	1	7LF53011	16565.-	1
	Synchronous time switches without power reserve, for DIN rail mounting, day disk, 1CO, 230V AC	16	3	7LF53005	9140.-	1
	Quartz-clock time switches with power reserve for DIN rail mounting, day disk, 1CO, 230V AC	16	3	7LF53016	17595.-	1
	Quartz-clock time switches with power reserve for wall mounting, day disk, 1CO, 250V AC	16	—	7LF53050	19245.-	1
	Synchronous time switches without power reserve, for wall mounting, day disk, 1CO, 250V AC	16	—	7LF53010	10850.-	1
Accessories for Digital Time Switches						
	USB adapter and software			7LF49410	44305.-	1
	Data key profi, astro			7LF49411	4510.-	1


Note:

* LP - List Price

1MW (Module Width) = 18mm

** Purchase MOQ for our authorized dealers is in multiples of standard packing, contact Siemens Sales Office for further details





SINOVA

3VJ Moulded Case Circuit Breakers

Simply Efficient

- Rated current: 16A to 630A
- 1 pole, 2 pole, 3 pole & 4 pole versions
- Breaking capacity: 10kA to 55kA
- Thermal magnetic trip unit (FTFM, ATFM)
- Range of internal and external accessories

www.siemens.co.in

SIEMENS

3VJ Moulded Case Circuit Breakers^{\$}

3VJ MCCB, Thermal Magnetic Trip Unit, Fixed Thermal Fixed Magnetic (FTFM), 415V AC, 50Hz

Frame Size	Breaking Capacity @415V AC, 50/60Hz	Rated Current In (A)	3 Pole Type	4 Pole Type		
3VJ10 (VJ1 125X)	18kA	16	3VJ1096-1DA32-0AA0	3VJ1096-1EA42-0AA0		
		20	3VJ1002-1DA32-0AA0	3VJ1002-1EA42-0AA0		
		25	3VJ1092-1DA32-0AA0	3VJ1092-1EA42-0AA0		
		32	3VJ1003-1DA32-0AA0	3VJ1003-1EA42-0AA0		
		40	3VJ1004-1DA32-0AA0	3VJ1004-1EA42-0AA0		
		50	3VJ1005-1DA32-0AA0	3VJ1005-1EA42-0AA0		
		63	3VJ1006-1DA32-0AA0	3VJ1006-1EA42-0AA0		
		80	3VJ1008-1DA32-0AA0	3VJ1008-1EA42-0AA0		
		100	3VJ1010-1DA32-0AA0	3VJ1010-1EA42-0AA0		
		125	3VJ1012-1DA32-0AA0	3VJ1012-1EA42-0AA0		
		3VJ12 (VJ1 250)	25kA	16	3VJ1096-3DA32-0AA0	3VJ1096-3EA42-0AA0
				20	3VJ1002-3DA32-0AA0	3VJ1002-3EA42-0AA0
				25	3VJ1092-3DA32-0AA0	3VJ1092-3EA42-0AA0
				32	3VJ1003-3DA32-0AA0	3VJ1003-3EA42-0AA0
40	3VJ1004-3DA32-0AA0			3VJ1004-3EA42-0AA0		
50	3VJ1005-3DA32-0AA0			3VJ1005-3EA42-0AA0		
63	3VJ1006-3DA32-0AA0			3VJ1006-3EA42-0AA0		
80	3VJ1008-3DA32-0AA0			3VJ1008-3EA42-0AA0		
100	3VJ1010-3DA32-0AA0			3VJ1010-3EA42-0AA0		
125	3VJ1012-3DA32-0AA0			3VJ1012-3EA42-0AA0		
3VJ12 (VJ1 250)	25kA	160	3VJ1216-3DA32-0AA0	3VJ1216-3EA42-0AA0		
		200	3VJ1220-3DA32-0AA0	3VJ1220-3EA42-0AA0		
		250	3VJ1225-3DA32-0AA0	3VJ1225-3EA42-0AA0		

3VJ MCCB, Thermal Magnetic Trip Unit, Adjustable Thermal Fixed Magnetic (ATFM), 415V AC, 50Hz


Frame Size	Breaking Capacity @415V AC, 50/60Hz	Rated Current In (A)	3 Pole Type	4 Pole Type
3VJ10 (VJ1 125X)	25kA	16	3VJ1096-3DB32-0AA0	3VJ1096-3EB42-0AA0
		20	3VJ1002-3DB32-0AA0	3VJ1002-3EB42-0AA0
		25	3VJ1092-3DB32-0AA0	3VJ1092-3EB42-0AA0
		32	3VJ1003-3DB32-0AA0	3VJ1003-3EB42-0AA0
		40	3VJ1004-3DB32-0AA0	3VJ1004-3EB42-0AA0
		50	3VJ1005-3DB32-0AA0	3VJ1005-3EB42-0AA0
		63	3VJ1006-3DB32-0AA0	3VJ1006-3EB42-0AA0
		80	3VJ1008-3DB32-0AA0	3VJ1008-3EB42-0AA0
		100	3VJ1010-3DB32-0AA0	3VJ1010-3EB42-0AA0
		125	3VJ1012-3DB32-0AA0	3VJ1012-3EB42-0AA0
3VJ12 (VJ1 250)	25kA	160	3VJ1216-3DB32-0AA0	3VJ1216-3EB42-0AA0
		200	3VJ1220-3DB32-0AA0	3VJ1220-3EB42-0AA0
		250	3VJ1225-3DB32-0AA0	3VJ1225-3EB42-0AA0
3VJ13 (VJ1 400)	25kA	320	3VJ1332-3DB32-0AA0	3VJ1332-3EB42-0AA0
		400	3VJ1340-3DB32-0AA0	3VJ1340-3EB42-0AA0
3VJ11 (VJ1 125)	36kA	16	3VJ1196-5DB32-0AA0	3VJ1196-5EB42-0AA0
		20	3VJ1102-5DB32-0AA0	3VJ1102-5EB42-0AA0
		25	3VJ1192-5DB32-0AA0	3VJ1192-5EB42-0AA0
		32	3VJ1103-5DB32-0AA0	3VJ1103-5EB42-0AA0
		40	3VJ1104-5DB32-0AA0	3VJ1104-5EB42-0AA0
		50	3VJ1105-5DB32-0AA0	3VJ1105-5EB42-0AA0
		63	3VJ1106-5DB32-0AA0	3VJ1106-5EB42-0AA0
		80	3VJ1108-5DB32-0AA0	3VJ1108-5EB42-0AA0
		100	3VJ1110-5DB32-0AA0	3VJ1110-5EB42-0AA0
		125	3VJ1112-5DB32-0AA0	3VJ1112-5EB42-0AA0
3VJ12 (VJ1 250)	36kA	160	3VJ1216-5DB32-0AA0	3VJ1216-5EB42-0AA0
		200	3VJ1220-5DB32-0AA0	3VJ1220-5EB42-0AA0
		250	3VJ1225-5DB32-0AA0	3VJ1225-5EB42-0AA0
3VJ13 (VJ1 400)	36kA	320	3VJ1332-5DB32-0AA0	3VJ1332-5EB42-0AA0
		400	3VJ1340-5DB32-0AA0	3VJ1340-5EB42-0AA0
3VJ14 (VJ1 630)	36kA	630	3VJ1463-5DB32-0AA0	3VJ1463-5EB42-0AA0

^{\$} Kindly refer latest Power Distribution Products Price List for prices

3VJ Internal accessories⁵

Frame Size	Accessory compartment/ Coil voltage	3VJ10 (VJ1 125X)	3VJ11 (VJ1 125)	3VJ12 (VJ1 250)	3VJ13/14 (VJ1 400/630)
Auxiliary Switches (AUX)	Left	3VJ9018-0AN11	3VJ9218-0AN11	3VJ9218-0AN11	3VJ9417-0AN11
	Right	-	3VJ9218-0AN21	3VJ9218-0AN21	3VJ9417-0AN21
Auxiliary + Alarm Switches (AUX+AL)	Left	3VJ9018-0AD11	3VJ9118-0AD11	3VJ9218-0AD11	3VJ9417-0AD11
	Right	-	3VJ9118-0AD21	3VJ9218-0AD21	3VJ9417-0AD21

3VJ External accessories⁵

Frame Size	Accessory	3VJ10 (VJ1 125X)	3VJ11 (VJ1 125)	3VJ12 (VJ1 250)	3VJ13/14 (VJ1 400/630)
	Extended Door Mounted Rotary Operator (including 8UC handle)	3VJ9018-0HD11	3VJ9118-0HD11	3VJ9218-0HD11	3VJ9417-0HD11
	Enclosure	3VJ9016-ODE11 (2P, 3P)	3VJ9116-ODE11 (2P, 3P)	3VJ9216-ODE12 (2P, 3P)	-
		3VJ9014-ODE11 (4P)	3VJ9114-ODE11 (4P)	3VJ9214-ODE12 (4P)	-

Raja⁺ DOL Starters[@]


3TW Direct On Line Starters

IS/IEC 60947-4-1



CML No.7800027718


3ph, 50Hz DOL Starter in sheet steel housing, including bimetal relay with single phasing protection

	Motor Rating At 415V 3ph 50Hz		Starter Type	Contactors	Thermal Overload Relay	Relay range (A)	Max. Full Load Current (Amp)		Std. Pkg. (Nos.)
	HP	kW					3Ph, 415V 4P Squirrel Cage IS 8789:1996 Table 4	3Ph, 415V 2P MRP Submersible motor IS 9283:1995 Table 2	
	0.33	0.25	3TW7291-1A^64	3TS3010-0A##-08KA0	3UW5102-0J	0.63-1	-	-	1
	0.75	0.55	3TW7291-1A^66	3TS3010-0A##-08KA0	3UW5102-1A	1-1.6	1.7	-	1
	1	0.75	3TW7291-1A^68	3TS3010-0A##-08KA0	3UW5102-1C	1.6-2.5	2.2	-	1
	1.5	1.1	3TW7291-1A^69	3TS3010-0A##-08KA0	3UW5102-1D	2-3.2	2.9	3.25	1
	2	1.5	3TW7291-1A^71	3TS3010-0A##-08KA0	3UW5102-1F	3.2-5	3.8	4.5	1
	3	2.2	3TW7291-1A^72	3TS3010-0A##-08KA0	3UW5102-1G	4-6.3	5.1	6.5	1
	5	3.7	3TW7291-1A^74	3TS3010-0A##-08KA0	3UW5102-1J	6.3-10	8.1	10	1
	7.5	5.5	3TW7291-1A^75	3TS3210-0A##-08KA0	3UW5102-1K	8-12.5	11.4	14.5	1
	7.5	5.5	3TW7291-1A^77	3TS3210-0A##-08KA0	3UW5102-2A	10-16	-	-	1
	10	7.5	3TW7291-1A^78	3TS3210-0A##-08KA0	3UW5102-2B	12.5-20	15.4	19.5	1

^ Enter code for coil voltage, 50Hz (B for 200-400V AC, W for 332 - 456V AC)
 ## Enter Code for operating coil voltage, 50 Hz (Z6 for 200-400V, R0 for 415V)
 * MRP - Maximum Retail Price LP - List Price
 \$ Kindly refer latest Power Distribution Products Price List for prices
 @ Kindly refer latest Control Products Price List for prices


Switch disconnecter fuse[@] Superswitch 3KL8 in open execution 3PN

Switch Disconnector fuse: 3KL8 for power distribution (in Open Execution 3PN)[^]

	Rated current Ie @ 690V AC 50Hz	SDF suitable for DIN type HRC Fuses	SDF suitable for BS type HRC Fuses	SDF suitable for cylindrical type HRC Fuses	Std. pkg. (nos.)
	20A	3KL8111-5TA00	3KL8111-5TJ00	3KL8111-5TC00	1
	32A	3KL8121-5TA00	3KL8121-5TJ00	3KL8121-5TC00	1
	63A	3KL8151-5TA00	3KL8151-5TJ00	3KL8151-5TC00	1
	100A	3KL8171-5TA00	-	-	1
	100A	3KL8211-5TA00	3KL8211-5TJ00	-	1
	125A	3KL8221-5TA00	3KL8221-5TJ00	-	1
	160A	3KL8231-5TA00	3KL8231-5TJ00	-	1
	200A	3KL8311-5UA00	3KL8311-5UJ00	-	1
	250A	3KL8321-5UA00	3KL8321-5UJ00	-	1
	315A	3KL8331-5UA00	3KL8331-5UJ00	-	1
	400A	3KL8341-5UA00	3KL8341-5UJ00	-	1
	500A	3KL8411-5UA00	3KL8411-5UJ00	-	1
	630A	3KL8421-5UA00	3KL8421-5UJ00	-	1
	800A	3KL8431-5UA00	3KL8431-5UJ00	-	1

[^] 3PN is 3 Pole with neutral link

Selection table for SS Housing for 3KL8




	Rated current Ie (A)	Reference No	Unit MRP* ₹	Std. Pkg. (Nos.)
	3KL81 (20A - 63A)	3KX8235-4AC	-	1
	3KL82 (100A - 160A)	3KX8235-4AC	-	1
	3KL83 (200A - 400A)	3KX8345-4AC	-	1
	3KL84 (500A - 800A)	3KX8435-4AC	-	1

Rated current Ie (A)	Gland box Reference No.	Unit MRP* ₹	Gland Plate Reference No.	Unit MRP* ₹	Std Pkg. (Nos.)
3KL81(20A-63A)	3KX8235-4DC	-	3KX8235-4GC	-	1
3KL82(100A-160A)	3KX8235-4DC	-	3KX8235-4GC	-	1
3KL83(200A-400A)	3KX8345-4DC	-	3KX8345-4GC	-	1
3KL84(500A-800A)	3KX8435-4DC	-	3KX8435-4GC	-	1

LV HRC Fuses[@]

DIN Type Fuse



Rated voltage: 500 V AC

	Size	Rated current A	Reference No	Unit MRP* ₹	Std. Pkg. (Nos.)
	000	2	3NA7 802-ORC	-	1/6
		4	3NA7 804-ORC	-	
		6	3NA7 801-ORC	-	
		10	3NA7 803-ORC	-	
		16	3NA7 805-ORC	-	
		20	3NA7 807-ORC	-	
		25	3NA7 810-ORC	-	
		32	3NA7 812-ORC	-	
		40	3NA7 817-ORC	-	
		50	3NA7 820-ORC	-	
	00	63	3NA7 822-ORC	-	
		80	3NA7 824-ORC	-	
		100	3NA7 830-ORC	-	
		125	3NA7 832-ORC	-	
	1	160	3NA7 836-ORC	-	
		50	3NA7 120-ORC	-	1/3
		63	3NA7 122-ORC	-	
		80	3NA7 124-ORC	-	
		100	3NA7 130-ORC	-	
		125	3NA7 132-ORC	-	
		160	3NA7 136-ORC	-	
		200	3NA7 140-ORC	-	
		224	3NA7 142-ORC	-	
250	3NA7 144-ORC	-			


400 & 800A fuses - Rated voltage at 415 V AC

Note: * MRP - Maximum Retail Price

@ Kindly refer latest Power Distribution Products Price List for prices





	Size	Rated current A	Reference No	Unit MRP* ₹	Std. Pkg. (Nos.)
	2	200	3NA7 240-ORC	-	1/3
		250	3NA7 244-ORC	-	
		315	3NA7 252-ORC	-	
		400 [#]	3NA7 260-ORC	-	
	3	315	3NA3 352-ORC	-	1/3
		400	3NA3 360-ORC	-	
		500	3NA3 365-ORC	-	
		630	3NA3 372-ORC	-	
		800 [#]	3NA3 375-4RC	-	

BS Fuses

	Type	Rated current A	Reference No	Unit MRP* ₹	Std. Pkg. (Nos.)
	Offset Tag	2	3NW TIA2	-	20
		4	3NW TIA4	-	
		6	3NW TIA6	-	
		10	3NW TIA10	-	
		16	3NW TIA16	-	
		20	3NW TIA20	-	
		25	3NW TIA25	-	
		32	3NW TIA32	-	
		40	3NW TIS40	-	
		50	3NW TIS50	-	
		63	3NW TIS63	-	

Available till stocks last

Betagard Distribution Boards 8GB31

	Item Description	Incoming Slots (MW)	Outgoing Slots (MW)	Total Slots (MW)	Reference No	Unit MRP* ₹	Std. Pkg.** (Nos.)
Betaflex (Flexi DBs), IP42 :							
	2Row x 12Mod	—	—	24	8GB31424RC	Price on request	1
	2Row x 16Mod	—	—	32	8GB31426RC		1
	4Row x 6Mod	—	—	24	8GB31441RC		1
	4Row x 8Mod	—	—	32	8GB31442RC		1
	4Row x 10Mod	—	—	40	8GB31443RC		1
	4Row x 12Mod	—	—	48	8GB31444RC		1
	4Row x 16Mod	—	—	64	8GB31446RC		1
Betabus (Vertical Busbar DBs with MCB as an incomer), IP42 : (Suitable for 5SL/5SP MCBs, upto 125A as an incomer)							
	4 way	12	12	24	8GB31471RC	Price on request	1
	6 way	12	18	30	8GB31473RC		1
	8 way	12	24	36	8GB31474RC		1
	12 way	12	36	48	8GB31477RC		1
Betabusplus (Vertical Busbar DBs with MCCB as an incomer), IP42 : (Suitable for 3VT1/3VA1 MCCBs, upto 160A as an incomer)							
	4 way	12	12	24	8GB31571RC	Price on request	1
	6 way	12	18	30	8GB31572RC		1
	8 way	12	24	36	8GB31573RC		1
	12 way	12	36	48	8GB31574RC		1
BetaMulti (DBs for power & communication), IP42 :							
	12 way SPN, provision	2	12	14	8GB31215RC	Price on request	1
	4 Way TPN, Provision	8	12	20	8GB31220RC		1
	6 way TPN, provision	8	18	26	8GB31221RC		1
	8 Way TPN Provision	8	24	32	8GB31222RC		1






Note:

* MRP - Maximum Retail Price


** Purchase MOQ for our authorized dealers is in multiples of standard packing, contact Siemens Sales Office for further details

Available till stocks last

Betagard Distribution Boards
8GB31

	Item Description	Incoming Slots (MW)	Outgoing Slots (MW)	Total Slots (MW)	Reference No	Unit MRP* ₹	Std. Pkg.** (Nos.)
Beta CO (DBs with built-in pre-wired phase changeover switches), IP42 :							
	40 A, 4 Way TPN, built-in	8	12	20	8GB31850RC	Price on request	1
	40 A, 6 Way TPN, built-in	8	18	26	8GB31851RC		1
	40 A, 8 Way TPN, built-in	8	24	32	8GB31852RC		1
	40 A, 12 Way TPN, built-in	8	36	44	8GB31854RC		1
	63 A, 4 Way TPN, built-in	8	12	20	8GB31860RC		1
	63 A, 6 Way TPN, built-in	8	18	26	8GB31861RC		1
	63 A, 8 Way TPN, built-in	8	24	32	8GB31862RC		1
	63 A, 12 Way TPN, built-in	8	36	44	8GB31864RC		1
Wire Way Boxes (WWB)							
	WWB for Flexi DB,8Mod	—	—	—	8GB9908FWWNT	Price on request	1/5
	WWB for Flexi DB,12Mod	—	—	—	8GB9912FWWNT		1/5
	WWB for Flexi DB,16Mod	—	—	—	8GB9916FWWNT		1/5
	WWB for Bus DB	—	—	—	8GB99BUSWWNT		1/5
	WWB for Bus Plus DB	—	—	—	8GB99PLUSWWNT		1/5
Modular Device Boxes (MDB)							
	MDB for Flexi DB, 8Mod/Row	—	—	8	8GB9908FMDTC	Price on request	1/5
	MDB for Flexi DB,12Mod/Row	—	—	12	8GB9912FMDTC		1/5
	MDB for Flexi DB,16Mod/Row	—	—	16	8GB9916FMDTC		1/5
	MDB for Bus DB	—	—	12	8GB99BUSMBTC		1/5
	MDB for Bus Plus DB	—	—	12	8GB99PLUSMBTC		1/5
BetaMulti (DBs for power & communication), IP42 :							
	12 way SPN, built-in	2	12	14	8GB31315RC	Price on request	1
	4 Way TPN, Built-in	8	12	20	8GB31320RC		1
	6 way TPN, built-in	8	18	26	8GB31321RC		1
	8 Way TPN, Built-in	8	24	32	8GB31322RC		1
Beta CO (DBs with provision for phase changeover switches), IP42 :							
	4 way, with provision	8	12	20	8GB31840RC	Price on request	1
	6 way, with provision	8	18	26	8GB31841RC		1
	8 way, with provision	8	24	32	8GB31842RC		1
	12 way, with provision	8	36	44	8GB31844RC		1

Betagard Distribution Boards
Accessories

	Item Description	Reference No	Unit MRP* ₹	Std. Pkg.** (Nos.)
Blanking Plate				
	1.5 MW	8GB9902	Price on request	25

Note:

* MRP - Maximum Retail Price

** Purchase MOQ for our authorized dealers is in multiples of standard packing, contact Siemens Sales Office for further details

Discontinued Products

Betagard Residual Current Circuit Breakers 8GB0

Reference No.	Reference No.	Reference No.	Reference No.
8GB0004	8GB0404HRC	8GB0412VRC	8GB0409VRC
8GB0006	8GB0406HRC	8GB0405HRC	8GB0413VRC
8GB0204RC	8GB0408HRC	8GB0407HRC	8GB0504
8GB0206RC	8GB0412HRC	8GB0409HRC	8GB0506
8GB0208RC	8GB0404VRC	8GB0413HRC	8GB0508
8GB0212RC	8GB0406VRC	8GB0405VRC	8GB0512
8GB0214RC	8GB0408VRC	8GB0407VRC	

Betagard Residual Current Circuit Breakers 5SM3

Reference No.	Reference No.	Reference No.	Reference No.
5SM33480RC	5SM36480RC	5SM33456RC	5SM36456RC
5SM33450RC	5SM36450RC	5SM34486RC	5SM37456RC
5SM34480RC	5SM37450RC	5SM34456RC	
5SM34450RC	5SM33486RC	5SM36486RC	

Auxiliary contact block for 5SM3 100-125A 4pole 1NO+1NC

Reference No.
5SW3330

Terms and Conditions

Maximum Retail Price (MRP) / List Price (LP) is subject to revision without prior notice.

The company reserves the right to supply goods at its works or godown at its discretion.

The minimum order size for non-stock items (items not marked with ■) is 50 Nos. for each item or ₹ 50,000/- per item.

Export control regulation - retention clause: The fulfillment of the agreement on Siemens part is subject to the provision that this shall not be prevented by implements on the grounds of national and international legal requirements, in particular export control provision.

Stock items

The normal stock items (indicated by ■) are subject to change without prior notice.

Note

- This supercedes all previous Price Lists.
- List Prices (LPs) mentioned are exclusive of all taxes.
- Maximum Retail Prices (MRPs) mentioned in the publication are maximum recommended selling prices.
- Invoice amount not to exceed MRP
- Invoice amount = MRP (less) applicable discount + applicable GST %
- For receiving material in factory sealed packing, we request you to order in multiples of the indicated standard packing quantity.

Ask your nearest Siemens partners to include you in our mailing list.

Always make your purchases only from our authorized dealers. Details available with our sales office/territory managers.



7KT PAC1200

Multichannel current measuring system for flexible multichannel monitoring in final distribution

Current Sensors

- Versions: 40 A, 63 A

Sensor Bar

- Versions available for 3, 6, 9, 12

Data Manager

- Connection of up to 96 sensors (40A/63A)
- DIN rail installation (4MW)

Communication/ Software:

- Modbus TCP/ IP
- Simple system onfiguration via web server
- Easy access to energy data with mobile app (iOS/Android)

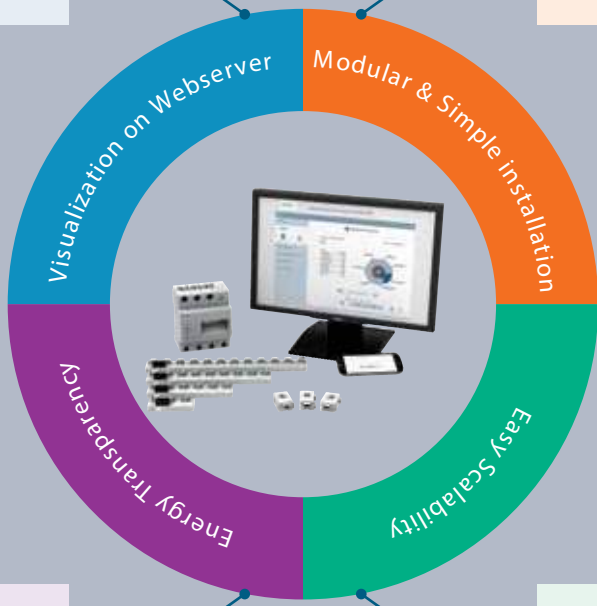
*For more details, contact nearest Siemens Sales Office

siemens.com/powermonitoring

SIEMENS

- Modbus TCP/IP communication
- Simple configuration of system via powerconfig and web server
- Visualization of consumption via Webserver and Mobile App (Android/iOS)

- Flexible sensor bars and current sensors to record up to 96 circuits in one system
- Current sensors simply plug onto the sensor bars, eliminating extensive wiring




- Targeted detection of power guzzlers
- Simultaneous display of power consumption and costs
- Ensures optimal power monitoring

- Easy to Upgrade
- Scale up the system without any interruption or cumbersome wiring



Easy



Transparent



Cost-efficient



Relevant Standards

Title	IS	IEC	Products							
			MCB		RCCB		RCBO	DB	AFDD	SPD
			5SL4/6/7	5SL5	5SV	5SM	5SU1	8GB	5SM6	5SD7
Electric Installations – MCBs for Building Installations and Similar Purposes Part 1: MCBs for AC Systems	IS 60898-1	IEC 60898-1	✓	–	–	–	–	–	–	–
Low-voltage switchgear and controlgear Part 2: Circuit-breakers	IS 60947-2	IEC 60947-2	–	✓	–	–	–	–	–	–
Residual Current Operated Circuit-Breakers for Household and Similar Uses, Part 1: Circuit-Breakers Without Integral Overcurrent Protection (RCCBs)	IS 12640-1	IEC 61008-1	–	–	✓	✓	–	–	–	–
Residual Current Operated Circuit-Breaking for Household and Similar Uses, Part 2: Circuit-Breakers with Integral Overcurrent Protection (RCBOs)	IS 12640-2	IEC 61009-1	–	–	–	–	✓	–	–	–
General requirements for arc fault detection devices	–	IEC 62606	–	–	–	–	–	✓	–	–
Low-voltage switchgear and controlgear assemblies, Part 2: Power switchgear and controlgear assemblies	–	IEC 61439-1/3	–	–	–	–	–	✓	–	–
Surge protective devices connected to low-voltage power systems	–	IEC 61643-11	–	–	–	–	–	–	–	✓



Degree of Protection

First digit: Protection against solid foreign objects		Second digit: Protection against ingress of water	
	0 No protection		0 No protection
	1 Protected against solid objects up to 50mm (e.g. hand)		1 Protection against vertically falling drops of water (e.g. condensation)
	2 Protected against solid objects up to 12mm diameter (e.g. finger)		2 Protection against direct sprays of water up to 15 degrees from vertical
	3 Protected against solid objects up to 2.5mm diameter (e.g. screwdriver)		3 Protection against direct sprays of water up to 60 degrees from vertical
	4 Protected against solid objects up to 1mm diameter (e.g. wire)		4 Protection against water sprayed from all directions, limited ingress permitted
	5 Protected against dust: limited ingress permitted, no harmful deposit.		5 Protected against low-pressure jets of water from all directions, limited ingress permitted
	6 Totally protected against dust		6 Protected against strong jets of water from all directions, limited ingress permitted (e.g. water from heavy seas on a ship's deck)
			7 Protected against the effect of temporary immersion (30 min) between 15cm and 1m
			8 Protected against long period of immersion under pressure
			9 Protected against high pressure, high temperature jets of water from multiple directions

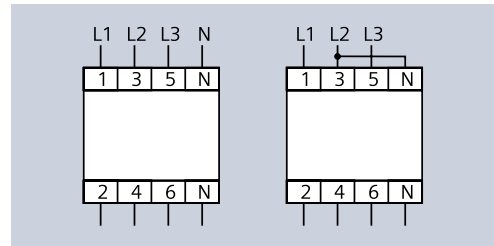


Installation Guideline for RCCB

RCCB suitability for various distribution networks.

Betagard RCCBs can be used in all 3 distribution network types viz. TN, TT & an IT network system. 4 pole RCCBs can also be used in 3 pole supply networks by adhering to installation guidelines. In this case, connection must be at terminals 1, 3 and 5 and 2, 4 and 6.

The function of the test equipment is only ensured if a jumper is fitted between terminals 3 and N.



Types and waveform

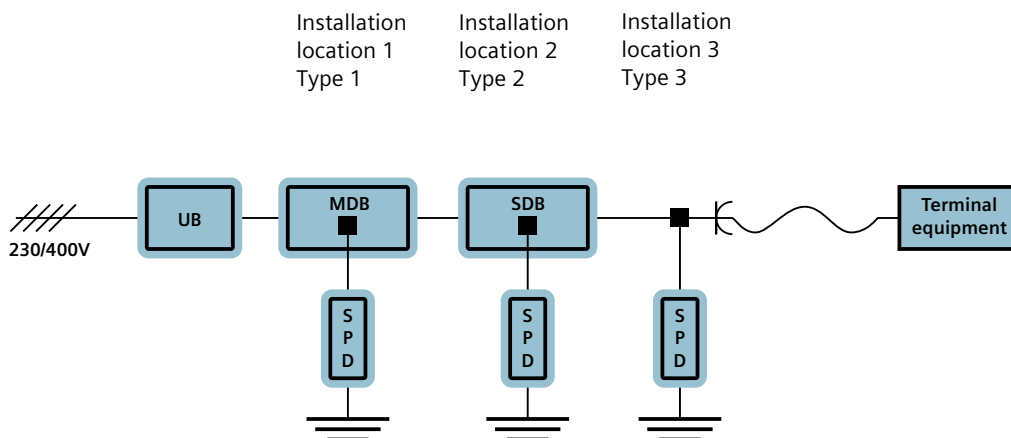
					6 mA	10 mA		
Type AC		■	-	-	-	-	-	-
Type A		■	■	■	■	-	-	-
Type F		■	■	■	■	■	■	-
Type B		■	■	■	■	■	■	■
Type B+		■	■	■	■	■	■	■

Version

SIGRES	with active condensation protection for use in severe ambient conditions
[G] / [K]	super-resistant, 10 ms short-term delayed devices with increased immunity to false triggering due to transient disruptions
[S]	as an upstream group switch for selective shutdown against downstream RCCBs



Installation locations for Surge Protection Devices (SPDs)



UB: Utility Box

MDB: Main distribution board


SDB: Sub Distribution board

Installation location 1 must be as close as possible to the supply point for the electrical system, so that the downstream installations are protected. The SPDs at installation locations 2 and 3 shall not be used without SPDs at installation location 1, and they must be coordinated with these SPDs (i.e. SPDs all from the same manufacturer).

One point contact for your service needs

The comprehensive range of services from Siemens is sure to cover the needs of the most varied users. We offer structured

services, designed to give you valuable support in every phase during the lifecycle of your Final Distribution Products.



Please contact us for more details

CUSTOMER CARE

Toll Free No: 1800220987 / 18002090987 • E-mail: ics.india@siemens.com

Customer care

One stop support for all service needs:

- Breakdown service
- Annual maintenance contracts
- Retrofit solutions
- Spares
- Digitalization & Panel retrofits

For more details please contact:

Customer care desk

Siemens Limited

R&D Technology Centre

Thane Belapur Road, Airoli Node, Navi Mumbai - 400708

For more information contact toll free 1800 209 1800

Tel.: 022-27600150 • Fax: 022-33265381

<http://support.automation.siemens.com/in>

Your partners

Sales offices:

Ahmedabad

3rd Floor, Prerna Arbour, Chimanlal Girdharlal Road
Navrangpura, Near Girish Coldrinks
Ahmedabad, Gujrat - 380009
Tel: +91 79 30927600
Fax: +91 79 30927699
E-mail: chandrakant.keshrani@siemens.com

Baroda

Ground Floor, Urja Bhavan, Maneja Works
Opp. Makarpura Railway Station
Vadodara - 390010
Tel: +91 265 3957701
Fax: +91 265 3039190
E-mail: kalpeshkumar.darji@siemens.com

Bengaluru

1st Floor, Jyoti Mahal
No. 49, St. Marks Road
Bengaluru - 560001
Tel: +91 80 33422000
Fax: +91 80 33424131
E-mail: kumar.cvs@siemens.com

Bhubaneshwar

Mobile: +91 8696222212
E-mail: rohit.nandan@siemens.com

Chandigarh

Mobile: +91 9888484066
E-mail: padam.sharma@siemens.com

Territory managers:

Belgaum

2nd Floor, Sharadha Building, Angol - Vadaganv Road
Belgaum - 590006
Mobile: +91 8105592066
E-mail: siddu.mareguddi@siemens.com

Bharuch

Bungalow No. 1, Sanskar Villa, Behind Yogi Petrol Pump
Narmada Chokdi, Zadeshwar, Bharuch - 392011
Mobile: +91 8884000998
E-mail: viral.kachhadia@siemens.com

Bhopal

B-17, Unique Campus, Near Raja Bhoj Square
Bagsewania, Bhopal - 462043
Mobile: +91 9926415756
E-mail: laxmi-narayan.dhakar@siemens.com

Cochin

E27, Federal Park, Vennala PO, Ernakulam - 682028
Mobile: 9447313241
E-mail: max.tom@siemens.com

Guwahati

Shivalaya Housing Society, Flat No. B-3A
Bylane 4, Joymatinagar, Adabari, Pandu
Guwahati - 781012, Assam
Mobile: +91 9864110684
E-mail: biplab.datta@siemens.com

Haridwar

Asha Niwas, Vill. Kandal, P.O. Koti (KP Kshetra)
Athurwala, Near Jollygrant, Uttarakhand - 248001
Mobile: +91 9808380848
E-mail: rahul.kothari@siemens.com

Indore

Flat No. 404 -B, Elite Anmol Apartment, Udaynagar
Sri Mangal Nagar, Bicholi-Hapsi Road, Indore - 452017
Mobile: +91 8600555694
E-mail: paresh.bhachawat@siemens.com

Jalandhar

H.No. 212A, Punjabi Bagh Extn, Near Curo Mall
Jalandhar - 144001, India
Mobile: +91 9876047929
E-mail: sunil.singla@siemens.com

Jodhpur

17 E 730, Chopasni H.B. Colony
Jodhpur - 342008, Rajasthan
Mobile: +91 8003088889
E-mail: ankur.pancholi@siemens.com

Chennai

4th Floor, ETA Mount Central
Seethakathi Business Centre, Mount Road
Chennai - 600006
Tel: +91 44 30474000
Fax: +91 44 30474080
E-mail: muthu.kumar@siemens.com

Coimbatore

Mobile: +91 9894617776, +91 9894617772
E-mail: sivaprakasam.r@siemens.com
rubengerald.s@siemens.com

Delhi / Gurgaon

Plot No. 78, Tower - B
Jagaatit Industries Building (JIL)
Opposite SBI Academy, Sector-18
Gurgaon - 122015
Tel: +91 124 2842000, 3810200
E-mail: manjeet.mor@siemens.com

Hyderabad

5-9-19, 4th Floor, Lakshmi Narasinh Estate
Hyderabad - 500004
Tel: +91 40 23482578
E-mail: pv.ravikiran@siemens.com

Jaipur

Mobile: +91 9818099433
E-mail: rajesh.raina@siemens.com

Kolhapur

Flat No.1, Swapnapirithi Apartment
Near Head Post office, Ramannala
Kolhapur - 416003
Mobile: +91 91 12633253
E-mail: vijaykumar.patil@siemens.com

Kota

A-1, 1st Floor, Shrinath Estate, Railway Station Road
Kota - 324002, Rajasthan
Mobile: +91 9929110493
E-mail: rajendra.kabra@siemens.com

Ludhiana

H.No. 1235, St. No. 3/1, Sardar Nagar, Rahon Road
Near Gurudwara Mata Bhagwanti
Ludhiana - 141007, India.
Mobile: +91 9872419990
E-mail: ravinder.pal@siemens.com

Nagpur

Plot No. 117, 118, 119, Flat No. 202
Yatharth Apartment, Mahalaxmi Society
Manish Nagar, Nagpur - 440015
Mobile: +91 9049610003
E-mail: sanjay.lonkar@siemens.com

Nashik

103, Aravalli Co-Housing Soc., Near Mahila Bank
Indira Nagar, Nashik - 422009
Mobile: +91 9822193204
E-mail: mayur.kulkarni@siemens.com

Raipur

Jr. M.I.G 503 Chilpy Height, Bhawna Nagar
Near Shankar Nagar, Raipur - 492007
Mobile: +91 9926511479
E-mail: ravindra.ughade@siemens.com

Rajkot

D-106, City Elite, Near Rukshmani Park
Raiya Road, Rajkot - 360005
Mobile: +91 9033146951
E-mail: shivang.bhatt@siemens.com

Ranchi

Mobile: +91 7033537344
E-mail: soumitra.dutta@siemens.com

Rourkela

U4/8, Civil Town Ship, Near Sailap Hospital
Rourkela - 769004
Mobile: +91 9861056581
E-mail: ashirbad.das@siemens.com

Jamshedpur

Mobile: +91 8294052647
E-mail: shyamal.bhattacharyya@siemens.com

Kolkata

1st Floor, 43, Shanti Palli
Rashbihari Bypass Connector
Kolkata - 700042
Tel: +91 33 30939000
Fax: +91 33 30939010
E-mail: amarnath.karmakar@siemens.com

Lucknow

Mobile: +91 9918002525
Email: atul.shukla@siemens.com

Mumbai

"Business Centre -1
Kalwa Works, Thane Belapur Road
Thane - 400601
Tel: +91 22 39663000
Fax: +91 22 39663721
E-mail: abhijeet.dandekar@siemens.com

Pune

Tower C, Panchshil Business Park
Survey No. 20, Balewadi
Pune - 411045
Tel: +91 20 30466000
Fax: +91 20 30466060
E-mail: kiran.kanhurkar@siemens.com

Rudrapur

Village – Nawar – Khera
Saheed Rajendra Singh Bhakuni Marg
PO - Kathgodam, Golapar
Haldwani - Distt Nainital, Uttrakhand - 263126
Mobile: +91 9839174578
E-mail: girish.pandey@siemens.com

Sonepat

I-4088, First Floor, Ansal Sushant City, Panipat
Mobile: +91 9911316981
E-mail: mohit.bisaria@siemens.com

Sricity

No. 110/21, Kalpaga Nagar, Padianallur
Redhills, Chennai - 600052
Mobile : 8122072921
E-mail: m.karthikeyan@siemens.com

Surat

A1-504, Shradddha Flats, Near Swastik Villa
Pal, Surat - 395009
Mobile: +91 9879110276
E-mail: rahul.gangrade@siemens.com

Trichy

S7, Bharat Citi Squares, Fifth Cross, Ramalinga Nager
First Main Road, Woraiyur, Trichy - 620003, India
Mobile: +91 9840255185
E-mail: r.pradeep@siemens.com

Vapi

803, Dream Icon, Dream City
Vapi Silvassa Road, Dunga Vapi - 396193
E-mail: akif.qadeer@siemens.com
Mobile: +91 987021215

Varanasi

Vrindavan Residency, Nuaon Bypass
Tikari Road, Dafi, Varanasi - 221011 (U.P.)
Mobile: +91 9984500021
E-mail: kumardeepak@siemens.com

Vizag

D No. 18-117/5/27, Flat No. 301, Kavya Nivas
Krishna Nagar, Madurawada
Visakhapatnam - 530048
Mobile: +91 9618046037
E-mail: sivadurgaprasad.mondeti@siemens.com

Siemens Limited
Smart Infrastructure
Electrical Products
R&D Technology Centre
Thane Belapur Road
Airoli Node, Navi Mumbai - 400708
For more information contact toll free 1800 209 1800
E-mail: lvsgr-mktg.india@siemens.com

www.siemens.co.in

Order No.: 113886735
SI-EP-CC-DIPL-102023
(This replaces SI-EP-CC-DIPL-092022
dated 15 October, 2022)

Customer Care Toll free no. 1800 209 0987
Email: ics.india@siemens.com

Product upgradation is a continuous process. Hence, data in this pricelist is subject to change without prior notice. For the latest information, please get in touch with our Sales Offices.



RAJA+ Agriculture Starters & Controllers

Soch Nayi, Vishwaas Wah!

Price List w.e.f 10th November, 2023

SIEMENS



With Raja+, Siemens establishes itself as a trusted leader in the production of premium control products to cater the evolving agriculture sector and is a cutting-edge, dependable, and cost-effective motor starter solution.

Here's a starter that is in line with current technology trends and is backed with **Siemens' 125-year legacy.**

Soch Nayi, Vishwaas Wahi!



Monitoring and Protection
Protects motor and pumps
from various faults



Operator Safety
Ensures safety of operator



World Class Quality
Standard Meets stringent
IEC, IS Standards for
reliability and Performance



Uniform Design Platform
Ease of maintaining
inventory and spares



Wide Band Coils
Reliable operation even
during supply fluctuation



Submersible Pump
Ratings Easy to select
starters for all types of
agriculture applications

Overview

Tried, Tested and Trusted Start with Siemens Agriculture Starters.

// **Now Siemens offers a wide range of starters to cater to diversified demands from Agriculture Sector. These products are specially designed to provide smart, easy and reliable motor starting solution.** //

They employ tried and tested Siemens contactors and relay, complying to the latest national and international standards. This ensures the right start for motors requiring direct online starting or star delta starting.

**FASD
Starter
10-75 HP**



**DOL Controller
3-10 HP**



**FASD Controller
with WLC**
15-30 HP

**DOL Controller
with WLC**
3-10 HP

ADOL
7.5-17.5 HP

ASD
10 -25 HP

DOL
0.33 -10 HP

RAJA+ GSM Starters & Controllers

Smart, Efficient & Sustainable



Complete Range
for all Agricultural
Applications



Android based
application for extensive
customization



Easy to Install
Just Plug & Play



Complete Wireless
Operation



Built In Protection
against all major Faults.



Anti Theft
Feature

RAJA+ GSM Starters & Controllers

Smart, Efficient & Sustainable

Combine it with our unique Android-based Application to further enhance your smart farming experience.



Complete pump operation status in one place/ one touch.



In built scheduler for flexible On/ Off timings.



Compliant to all data privacy and security laws.



Direct-On-Line Starters



Type numbers: 3TW729

- Motor Rating at 415V 3ph 50Hz: 0.33 – 10 HP | 0.25 – 7.5 kW
- Contactors | OLRs: 3TS contactors | 3US/3UW overload Relay
- Coil Voltage: 200 - 400V | 352 - 456 V AC, 50Hz
- Standard marking: ISI/IEC 60947-4-1
- IP42



Name	Motor Rating At 415V 3ph 50Hz		Starter Type	Contactors	Thermal Overload Relay	Relay range (A)	MRP
	HP	kW					
RAJA+ DOL 0.33HP	0.33	0.25	3TW7291-1A*64	3TS3010-0A##-08KA0	3UW5102-0J	0.63-1	2975.-
RAJA+ DOL 0.75HP	0.75	0.55	3TW7291-1A*66	3TS3010-0A##-08KA0	3UW5102-1A	1-1.6	2975.-
RAJA+ DOL 1HP	1	0.75	3TW7291-1A*68	3TS3010-0A##-08KA0	3UW5102-1C	1.6-2.5	2975.-
RAJA+ DOL 1.5HP	1.5	1.1	3TW7291-1A*69	3TS3010-0A##-08KA0	3UW5102-1D	2-3.2	2975.-
RAJA+ DOL 2HP	2	1.5	3TW7291-1A*71	3TS3010-0A##-08KA0	3UW5102-1F	3.2-5	2975.-
RAJA+ DOL 3HP	3	2.2	3TW7291-1A*72	3TS3010-0A##-08KA0	3UW5102-1G	4-6.3	2975.-
RAJA+ DOL 5HP	5	3.7	3TW7291-1A*74	3TS3010-0A##-08KA0	3UW5102-1J	6.3-10	2975.-
RAJA+ DOL 7.5HP	7.5	5.5	3TW7291-1A*75	3TS3210-0A##-08KA0	3UW5102-1K	8-12.5	2975.-
RAJA+ H DOL 7.5HP	7.5	5.5	3TW7291-1A*77	3TS3210-0A##-08KA0	3UW5102-2A	10-16	3240.-
RAJA+ DOL 10HP	10	7.5	3TW7291-1A*78	3TS3210-0A##-08KA0	3UW5102-2B	12.5-20	3455.-

*Enter code for coil voltage, 50Hz (B for 200-400V AC, W for 332 - 456V AC)

** Enter Code for operating coil voltage, 50 Hz (Z6 for 200-400V, R0 for 415V)


Extra MRP of 240 INR for RAJA+ DOL starters 3TW72931A... (0.33-5HP) with 18A contactor 3TW72931A... are IEC 60947-4-1: 2012 compliant without ISI mark

Automatic Star-Delta Starters

**NEW
DESIGN**

Type numbers: 3TE729

- Motor Rating at 415V 3ph 50Hz: 10 – 25 HP | 7.5 – 18.5 kW
- Contactors | OLRs: 3TS contactors | 3US overload Relay
- Coil Voltage: 200 - 400V | 352 - 456 V AC, 50Hz
- Standard marking: ISI/IEC 60947-4-1
- IP42



Name	Motor Rating At 415V 3ph 50Hz		Starter Type	Line Contactor	Delta Contactors	Star Contactors	Thermal Overload Relay	Relay range (A)	MRP
	HP	kW							
RAJA+ ASD 10HP	10	7.5	3TE72910AW74	3TS3210-0A##-08K	3TS3210-0A##-08K	3TS3210-0A##-08K	3UW5102-1J	6.3-10	13015.-
RAJA+ ASD 12.5HP	12.5	9.3	3TE72910A*75	3TS3210-0A##-08K	3TS3210-0A##-08K	3TS3210-0A##-08K	3UW5102-1K	8-12.5	13655.-
RAJA+ ASD 15HP	15	11	3TE72910A*77	3TS3210-0A##-08K	3TS3210-0A##-08K	3TS3210-0A##-08K	3UW5102-2A	10-16	14015.-
RAJA+ ASD 20HP	20	15	3TE72910A*78	3TS3300-0A##-08K	3TS3300-0A##-08K	3TS3210-0A##-08K	3UW5202-2B	12.5-20	16450.-
RAJA+ ASD 25HP	25	18.5	3TE72910A*79	3TS3300-0A##-08K	3TS3300-0A##-08K	3TS3210-0A##-08K	3UW5202-2C	16-25	18880.-

*Enter code for coil voltage, 50Hz (B for 200-400V AC, W for 332 - 456V AC)

** Enter Code for operating coil voltage 50 Hz (Z6 for 200-400V, R0 for 415V)

Automatic Direct-On-Line Starters



Type numbers: 3TE7111

- Motor Rating at 415V 3ph 50Hz: 7.5– 17.5 HP | 5.5 – 13 kW
- Clearly defined ratings for submersible pump set & for 3-phase Motors
- Contactors | OLRs: 3TS contactors | 3US /3UW overload Relay
- Coil Voltage: 200 - 400V | 260 - 457 V AC, 50Hz
- IP42
- LED Indication: Indicating the incoming power supply availability & healthiness.
- Special Line Monitoring Relay for Agriculture Starters provide protection against Phase Loss, Phase Reversal, Phase Unbalance, Under voltage and Over Voltage. It can be set in 3 different modes (Manual, Auto & Bypass) to suit the farmer's requirement.



Name	Motor Rating At 415V 3ph 50Hz HP/kW		Range (A)	Starter Type	Contactor \$	Thermal Overload relay	MRP
	HP	kW					
RAJA+ H ADOL 7.5HP	7.5	5.5	10-16	3TE7111-2SC18-1A**	3TS3210-0A**-08K	3UW5102-2A	7435.-
RAJA+ H ADOL 10HP	10/12.5	7.5/9.3	16-25	3TE7111-2CC21-1A**	3TS3311-0A**-08K	3UW5202-2C	7900.-
RAJA+ H ADOL 12.5HP	12.5	9.3	20-32	3TE7111-2DC23-1AZ8	3TS3511-0AZ8-08K	3US5600-2D8K	8130.-
RAJA+ H ADOL 15HP	15	11	25-36	3TE7111-2QC24-1AZ8	3TS3511-0AZ8-08K	3US5600-2Q8K	9680.-
RAJA+ H ADOL 17.5HP	17.5	13	32-40	3TE7111-2RC25-1AZ8	3TS3611-0AZ8-08K	3US5600-2R8K	9915.-

Name	Motor Rating At 415V 3ph 50Hz HP/kW		Range (A)	Starter Type	Contactor \$	Thermal Overload relay	MRP
	HP	kW					
RAJA+ ADOL 10HP	10	7.5	12.5-20	3TE7111-2BC21-1A**	3TS3311-0A**-08K	3UW5102-2B	7560.-
RAJA+ ADOL 15HP	15	11	16-25	3TE7111-2CC24-1A**	3TS3411-0A**-08K	3UW5202-2C	9250.-

**Enter code for coil voltage Z8 is 260 - 460V AC; Z6 is 200 - 400V AC

RAJA+ Controllers & FASD

For a worry-free Irrigation

Complete Range of Starters and Controllers for Submersible pump application with Inbuilt protection and monitoring for a safe and sustainable irrigation.

Complete Range



With Inbuilt Single-Phase Preventer.



On Delay for delayed and safe starting.



Patented Technology for fault Indication.



Protection against Over Voltage, Under Voltage, Single Phasing, Phase Reversal & Phase Unbalance.



Auto switch for automatic restart after fault recovery.



Direct-On-Line Controller

NEW

Type numbers: 3TE7121

- Motor Rating at 415V 3ph 50Hz: 3 – 10 HP | 2.2 – 7.5 kW
- Clearly defined ratings for submersible pump set & for 3-phase Motors
- Contactors | OLRs: 3TS contactors | 3US overload Relay
- Coil Voltage: 200 - 400V | 260 - 457 V AC,50Hz
- IP43
- LED Indication: Amber LED Indicating the incoming power supply availability & healthiness.
- Green LED Motor on indication
- AV meter for current, voltage indication
- Special Line Monitoring Relay for Agriculture Starters provide protection against Phase Loss, Phase Reversal, Phase Unbalance, Under voltage and Over Voltage. It can be set in 3 different modes (Manual, Auto & Bypass) to suit the farmer's requirement.



Name	Motor / Submersible Pump Rating At 415V 3ph 50Hz HP/kW	Range (A)	Starter Type	Contactor \$	Thermal Overload relay	MRP
RAJA+ H DOL C 3HP	3 / 2.2	5 - 8	3TE7121-1HC14-1A**	3TS3010-0A**-08K	3US5000-1H8K	10015.-
RAJA+ H DOL C 5HP	5 / 3.7	8-12.5	3TE7121-1KC16-1A**	3TS3110-0A**-08K	3UW5102-1K	10015.-
RAJA+ H DOL C 6HP	6 / 4.5	10 - 16	3TE7121-2AC17-1A**	3TS3210-0A**-08K	3UW5102-2A	10015.-
RAJA+ H DOL C 7.5HP	7.5 / 5.5	12.5-20	3TE7121-2BC18-1A**	3TS3210-0A**-08K	3UW5102-2B	11795.-
RAJA+ H DOL C 10HP	10 / 7.5	16-25	3TE7121-2CC21-1A**	3TS3311-0A**-08K	3UW5202-2C	13265.-

**Enter code for coil voltage Z8 is 260 - 460V AC; Z6 is 200 - 400V AC

Direct-On-Line Controller with WLC

NEW

Type numbers: 3TE7131

- Motor Rating at 415V 3ph 50Hz: 3 – 10 HP | 2.2 – 7.5 kW
- Clearly defined ratings for submersible pump set & for 3-phase Motors
- Contactors | OLRs: 3TS contactors | 3US overload Relay
- Coil Voltage: 200 - 400V | 260 - 457 V AC,50Hz
- IP43
- LED Indication: Amber LED Indicating the incoming power supply availability & healthiness.
- Green LED Motor on indication
- AV meter for current, voltage indication
- With Integrated Water level controller
- Special Line Monitoring Relay for Agriculture Starters provide protection against Phase Loss, Phase Reversal, Phase Unbalance, Under voltage and Over Voltage. It can be set in 3 different modes (Manual, Auto & Bypass) to suit the farmer's requirement.



Name	Motor / Submersible Pump Rating At 415V 3ph 50Hz HP/kW	Range (A)	Starter Type	Contactor	Thermal Overload relay	MRP
RAJA+ H DOL CW 3HP	3 / 2.2	5 - 8	3TE7131-1HC14-1A**	3TS3010-0A**-08K	3US5000-1H8K	14015.-
RAJA+ H DOL CW 5HP	5 / 3.7	8-12.5	3TE7131-1KC16-1A**	3TS3110-0A**-08K	3UW5102-1K	14015.-
RAJA+ H DOL CW 6HP	6 / 4.5	10 - 16	3TE7131-2AC17-1A**	3TS3210-0A**-08K	3UW5102-2A	14180.-
RAJA+ H DOL CW 7.5HP	7.5 / 5.5	12.5 - 20	3TE7131-2BC18-1A**	3TS3210-0A**-08K	3UW5102-2B	14305.-
RAJA+ H DOL CW 10HP	10 / 7.5	16 - 25	3TE7131-2CC31-1A**	3TS3311-0A**-08K	3UW5202-2C	15505.-

**Enter code for coil voltage Z8 is 260 - 460V AC; Z6 is 200 - 400V AC

Fully Automatic Star Delta Starter

NEW

Type numbers: 3TE7421

- Motor Rating at 415V 3ph 50Hz: 10 – 75 HP | 7.5 – 55 kW
- Clearly defined ratings for submersible pump set & for 3-phase Motors
- Contactors | OLRs: 3TS contactors | 3US overload Relay
- Coil Voltage: 200 - 400V | 260 - 457V | 332 – 457V | 304 – 418V AC,50Hz
- IP43
- LED Indication: Amber LED Indicating the incoming power supply availability & healthiness.
- Green LED Motor on indication
- AV meter for current, voltage indication
- Special Line Monitoring Relay for Agriculture Starters provide protection against Phase Loss, Phase Reversal, Phase Unbalance, Under voltage and Over Voltage. It can be set in 3 different modes (Manual, Auto & Bypass) to suit the farmer's requirement.



Name	Submersible Pump Rating At 415V 3ph 50Hz		Relay range (A)	Type	Line/ Delta Contactor	Star Contactor	Thermal Overload Relay	MRP
	HP	Kw						
RAJA+ FASD 10HP	10	7.5	6.3-10	3TE7421-1JC21-1A##	3TS3110-0A##-08K	3TS3010-0A##-08K	3UW5102-1J	18745.-
RAJA+ FASD 15HP	15	11	10-16	3TE7421-2AC24-1A##	3TS3300-0A##-08K	3TS3110-0A##-08K	3UW5202-2A	18745.-
RAJA+ FASD 20HP	20	15	12.5-20	3TE7421-2BC26-1A##	3TS3300-0A##-08K	3TS3110-0A##-08K	3UW5202-2B	22340.-
RAJA+ FASD 25HP	25	18.5	16-25	3TE7421-2CC27-1AZ8	3TS3500-0AZ8-08K	3TS3210-0AZ8-08K	3US5600-2C8K	22390.-
RAJA+ FASD 50HP	50	37	36 - 45	3TE7421-8MC33-1A\$\$	3TS4722-0A\$\$-08K	3TS3500-0A\$\$-08K	3US5600-8M8K	56430.-
RAJA+ FASD 75HP	75	55	50-63	3TE7421-2PC35-1A\$\$	3TS4822-0A\$\$-08K	3TS4722-0A\$\$-08K	3US5800-2P8K	94310.-

Name	Submersible Pump Rating At 415V 3ph 50Hz		Relay range (A)	Type	Line/ Delta Contactor	Star Contactor	Thermal Overload Relay	MRP
	HP	Kw						
RAJA+ H FASD 10HP	10	7.5	8-12.5	3TE7421-1KC21-1A##	3TS3210-0A##-08K	3TS3010-0A##-08K	3UW5102-1K	18745.-
RAJA+ H FASD 15HP	15/17.5	11/13	12.5-20	3TE7421-2BC24-1A##	3TS3300-0A##-08K	3TS3110-0A##-08K	3UW5202-2B	19125.-
RAJA+ H FASD 20HP	20/30	15/22	20-32	3TE7421-2DC26-1AZ8	3TS3500-0AZ8-08K	3TS3300-0AZ8-08K	3US5600-2D8K	27390.-
RAJA+ H FASD 30HP	30/40	22/30	32-40	3TE7421-2RC28-1AZ8	3TS3500-0AZ8-08K	3TS3400-0AZ8-08K	3US5600-2R8K	40025.-
RAJA+ H FASD 40HP	40	30	40 - 57	3TE7421-2TC31-1A\$\$	3TS4722-0A\$\$-08K	3TS3500-0A\$\$-08K	3US5800-2T8K	65990.-
RAJA+ H FASD 50HP	50	37	40 - 57	3TE7421-2TC33-1A\$\$	3TS4722-0A\$\$-08K	3TS3600-0A\$\$-08K	3US5800-2T8K	70750.-
RAJA+ H FASD 75HP	75	55	85-105	3TE7421-5CC35-1A\$\$	3TS5122-0A\$\$-08K	3TS4822-0A\$\$-08K	3US5800-5C8K	99340.-

Fully Automatic Star Delta Controller with WLC

NEW

Type numbers: 3TE7431

- Motor Rating at 415V 3ph 50Hz: 15 – 30 HP | 11 – 22 kW
- Clearly defined ratings for submersible pump set & for 3-phase Moto
- Contactors | OLRs: 3TS contactors | 3US overload Relay
- Coil Voltage: 200 - 400V | 260-457V AC,50Hz
- IP43
- LED Indication:
 - Amber LED Indicating the incoming power supply availability & healthiness.
 - Green LED Motor on indication
- Voltage Selector Switch
- With Integrated Water level controller
- Special Line Monitoring Relay for Agriculture Starters provide protection against Phase Loss, Phase Reversal, Phase Unbalance, Under voltage and Over Voltage. It can be set in 3 different modes (Manual, Auto & Bypass) to suit the farmer's requirement.



Name	Motor / Submersible Pump Rating At 415V 3ph 50Hz HP/ kW	Relay range (A)	Type	Line/Delta Contactor	Star Contactor	Thermal Overload Relay	MRP
RAJA+ H DOL CW 15HP	15 / 11	12.5-20	3TE7431-2BC24-1A**	3TS3300-0A**-08K	3TS3110-0A**-08K	3UW5202-2B	25035.-
RAJA+ H DOL CW 17.5HP	17.5 / 13	16-25	3TE7431-2CC25-1AZ8	3TS3500-0AZ8-08K	3TS3300-0AZ8-08K	3US5600-2C8K	25150.-
RAJA+ H DOL CW 20HP	20 / 15	20-32	3TE7431-2DC26-1AZ8	3TS3500-0AZ8-08K	3TS3300-0AZ8-08K	3US5600-2D8K	30980.-
RAJA+ H DOL CW 25HP	25 / 18.5	20-32	3TE7431-2DC27-1AZ8	3TS3500-0AZ8-08K	3TS3400-0AZ8-08K	3US5600-2D8K	40180.-
RAJA+ H DOL CW 30HP	30 / 22	25-36	3TE7431-2RC28-1AZ8	3TS3500-0AZ8-08K	3TS3400-0AZ8-08K	3US5600-2Q8K	42295.-

**Enter code for coil voltage Z8 is 260 - 460V AC; Z6 is 200 - 400V AC

Spares

Contactor

#	MLFB	A3 (A)	MRP
1	3TS3010-0AZ6-08K	9A	1380.-
2	3TS3010-0AZ8-08K	9A	1595.-
3	3TS3110-0AZ6-08K	12A	1715.-
4	3TS3110-0AZ8-08K	12A	1825.-
5	3TS3210-0AZ6-08K	18A	1815.-
6	3TS3210-0AZ8-08K	18A	1780.-
7	3TS3300-0AZ6-08K	25A	2425.-
8	3TS3300-0AZ8-08K	25A	2440.-
9	3TS3311-0AZ6-08K	25A	3525.-
10	3TS3311-0AZ8-08K	25A	3535.-
11	3TS3400-0AZ8-08K	32A	5055.-
12	3TS3411-0AZ6-08K	32A	6000.-
13	3TS3411-0AZ8-08K	32A	6020.-
14	3TS3500-0AQ0-08K	40A	6995.-
15	3TS3500-0AR0-08K	40A	7000.-
16	3TS3500-0AZ8-08K	40A	7365.-
17	3TS3511-0AZ8-08K	40A	8165.-
18	3TS3600-0AQ0-08K	50A	9490.-
19	3TS3600-0AR0-08K	50A	9700.-
20	3TS3611-0AZ8-08K	50A	10695.-
21	3TS4722-0AQ0-08K	65A	13210.-
22	3TS4722-0AR0-08K	65A	13775.-
23	3TS4822-0AQ0-08K	75A	17105.-
24	3TS4822-0AR0-08K	75A	17930.-
25	3TS5122-0AQ0-08K	140A	30800.-
26	3TS5122-0AR0-08K	140A	32615.-
27	3TS3201-0AZ6-08K	18A	1815.-
28	3TS3210-0AR0-08K	18A	1700.-
29	3TS3300-0AR0-08K	25A	2190.-
30	3TS3201-0AR0-08K	18A	1700.-
31	3TS3210-0AR0-08K	12A	1700.-
32	3TS3010-0AZ608KA0	9A	1460.-
33	3TS3210-0AZ608KA0	18A	1905.-
34	3TS3010-0AR008KA0	9A	1460.-
35	3TS3210-0AR008KA0	18A	1905.-

Coil

#	Description	Coil (V)	MRP
1	Coil for 415V (3TS30-34)	3TY7403-0AR0	960.-
2	Coil for 260-460V (3TS30-34)	3TY7403-0AW415	1090.-
3	Coil for 200-400V (3TS30-34)	3TY7403-0AZ6	1000.-
4	Coil for 380V (3TS35/36)	3TY7443-0AQ0	1530.-
5	Coil for 415V (3TS35/36)	3TY7443-0AR0	1180.-
6	Coil for 260-460V (3TS35)	3TY7443-0AW415	1530.-
7	Coil for 380V (3TS47/48)	3TY7463-0AQ0	2385.-
8	Coil for 415V (3TS47/48)	3TY7463-0AR0	2050.-
9	Coil for 380V (3TS51)	3TY7503-0AQ0	4740.-
10	Coil for 415V (3TS51)	3TY7503-0AR0	3810.-

Overload Relay

#	MLFB	Range	MRP
1	3US5000-1H8K	5-8	2270.-
2	3US5600-2C8K	16-25	3845.-
3	3US5600-2D8K	20-32	4115.-
4	3US5600-2Q8K	25-36	4115.-
5	3US5600-2R8K	32-40	4305.-
6	3US5600-8M8K	36 - 45	4305.-
7	3US5800-2P8K	50-63	6920.-
8	3US5800-2T8K	40 - 57	5535.-
9	3US5800-5C8K	85-105	7350.-
10	3UW5102-1J	6.3-10	2280.-
11	3UW5102-1K	8-12.5	2280.-
12	3UW5102-2A	10-16	2280.-
13	3UW5102-2B	12.5-20	2280.-
14	3UW5202-2A	10-16	2555.-
15	3UW5202-2B	12.5-20	2555.-
16	3UW5202-2C	16-25	2555.-
17	3UW5102-0J	0.63-1	2280.-
18	3UW5102-1A	1-1.6	2280.-
19	3UW5102-1C	1.6-2.5	2280.-
20	3UW5102-1D	2-3.2	2280.-
21	3UW5102-1F	3.2-5	2280.-
22	3UW5102-1G	4-6.3	2280.-

Spares

Othe Spares

#	Description	MLFB	MRP
1	Timer for 260-460V	3RP1576-1NM208K	2975.-
2	Timer for 200-400V	3RP1576-1NP208K	2975.-
3	Green LED	3SB5285-6HE06	645.-
4	Amber LED	3SB5285-6HL33	370.-
5	1NO Contact Block	3SB5420-0B	130.-
6	1NC Contact Block	3SB5420-0C	130.-
7	LMRA for 200-400V	7UG0613-0FE20	1415.-
8	LMRA for 260-460V	7UG0613-0FF20	1415.-
9	LMRA for 380V	7UG0613-0FG20	1415.-
10	LMRA for 415V	7UG0613-0FH20	1415.-
11	WLC 415V	7UG0685-0FJ21	2245.-
12	Sensor for WLC_set of 3	7UG0985-0YY00	695.-
13	Selector Switch	3LD4001-4DC30-ORCO	295.-

#	Description	MLFB	MRP
1	ROCKER SWITCH		
2	CT 200A/5A Tape Wound		
3	Twin Push Button Latchable		
4	Terminal block 30A		
5	Terminal block 60A		
6	Terminal block 100A		
7	VA Meter 100A		
8	VA Meter 60A		
9	VA Meter 30A		
10	VA Meter 5A		

Contact Sales Office



Terms and conditions

Maximum Retail Price (MRP) / List Price (LP) is subject to revision without prior notice.
The company reserves the right to supply goods at its works or godown at its discretion.

Export control regulation - retention clause

The fulfillment of the agreement on Siemens part is subject to the provision that this shall not be prevented by implements on the grounds of national and international legal requirements, in particular export control provision.

Note

- This supersedes all previous Price Lists
- Maximum Retail Prices (MRPs) mentioned in the publication are maximum recommended selling prices
- Invoice amount not to exceed MRP
- Invoice amount = MRP (less) applicable discount + applicable GST%
- For receiving material in factory sealed packing, we request you to order in multiples of the indicated standard packing quantity

Always make your purchases only from our authorized dealers

Article no. SI-EP-CC-AGRI-11 2023

