

Life Is On

Schneider
Electric



 Price List

Industrial Automation Products


With effect from January 17th, 2024



se.com/in

Phaseo Power Supplies & Transformers	
■ Phaseo Power Supplies	4
■ Phaseo Transformers	6
Harmony Smart Relays	8
Altivar AC Drives	10
■ Altivar Variable Frequency Drives	13
Altivar Process Modular ATV6XX/9XX	25
■ Altivar Process Variable Frequency Drives	26
Altistart	33
■ Altistart Soft Starter	33
■ Altistart 480	37
Harmony	38
■ Harmony Plug - In Relays	39
■ Harmony Electronic Timers/Control Relays	43
Control & Signaling Components	45
■ Harmony Control & Signalling Units XA2 Series	46
■ Harmony Control & Signalling Units XB5/XB7 Series (Lot size 20 nos.)	47
■ Harmony Control & Signalling Units XB2	52
■ Harmony Control Stations & Enclosures	53
■ Signalling Illuminated Beacons & Indicator Banks	54
■ Signalling Monolithic Tower Light	58
■ Control Pendant Control and Light Duty Joystick	60
■ Harmony Control station and enclosure	66
■ Harmony Basic HMI Panels for Simple Machines	69
■ Harmony Advanced HMI Panels for Performance Machines	72
■ Harmony HMI Software and Services	76
TeSys Range	83
■ TeSys K	84
■ TeSys Capacitor Duty Contactor	86
■ TeSys Deca	87
TeSys Giga - Future Ready	96
■ TeSys Giga	98
■ TeSys H - Hybrid Starters	101
Protection Relays for Motor Safety	103
TeSys Protect	104
■ TeSys K, TeSys Deca, TeSys F, TeSys Giga	104
■ EOCR	106
■ Analog EOCR	107
■ EOCR SS	107
■ EOCR SSD	107
TeSys Power	108
■ Circuit Breakers for Motor Protection	109
■ Accessories compatibility	111
■ TeSys Switches	113
■ Accessories for Switches	114
TeSys Island	115
■ Ultra motor starters	117
ComPact NSXm & NSX	118
■ ComPact NSXm Moulded Case Circuit Breakers	119
■ MCCB with Integrated Earth Leakage Protection	120
■ Switch Disconnectors	121
■ EasyPact EZC/ CVS	122
Acti 9	124
■ Miniature Circuit Breakers (MCBs)	124
■ Residual Current Devices	127
■ Auxiliaries and Accessories for MCBs / RCDs	129
■ Surge Protection Devices	131
■ Control and Command Products	133

Panel Mount EasySeries



- Wide power range (7 models from 35 to 350 W)
- High degree of output voltage stability (precision: ± 1%)
- Proven performance (MTBF over 600K hours)
- Diagnostics via LEDs at the output terminal
- 4 quick and simple mounting types

Input Voltage	Output Voltage	Output Current	Reference	Description	Unit MRP [₹]
100...240 V AC single phase	24V	1.5A	ABL2REM24015K	ABL2_K Power Supply, DC24V output, 35W	2669
100...240 V AC single phase	24V	2A	ABL2REM24020K	ABL2_K Power Supply, DC24V output, 50W	2959
100...240 V AC single phase	24V	4.5A	ABL2REM24045K	ABL2_K Power Supply, DC24V output, 100W	4382
100...240 V AC single phase	24V	6.5A	ABL2REM24065K	ABL2_K Power Supply, DC24V output, 150W	5287
100...240 V AC single phase	24V	8.5A	ABL2REM24085K	ABL2_K Power Supply, DC24V output, 200W	7011
100...240 V AC single phase	24V	10A	ABL2REM24100K	ABL2_K Power Supply, DC24V output, 250W	8019
100...240 V AC single phase	24V	15A	ABL2REM24150K	ABL2_K Power Supply, DC24V output, 350W	13076

Panel Mount - ABLP



- Multiple mounting positions
- Din rail mounting with accessory
- IEC 61000-3-2 compliant (EMC emissions)
- Output voltage adjustment
- 100-240 Vac Input

Input Voltage	Output Voltage	Output Current	Reference	Description	Unit MRP [₹]
100...240 V AC single phase	12V	8.5A	ABLP1A12085	Power Supply 12V 8.5A Panel Mount, 100W	8451
100...240 V AC single phase	24V	4.5A	ABLP1A24045	Power Supply 24V 4.5A Panel Mount, 100W	7748
100...240 V AC single phase	24V	6.2A	ABLP1A24062	Power Supply 24V 6.2A Panel Mount, 150W	11043
100...240 V AC single phase	24V	10A	ABLP1A24100	Power Supply 24V 10A Panel Mount, 240W	15212

Modular ABLM



- Mounting on panel with screw without additional part
- Up to +70°C operating
- Direct access to the documentation
- Over voltage Category III
- Compact size

Input Voltage	Output Voltage	Output Current	Reference	Description	Unit MRP [₹]
100...240 V AC single phase	5V	3.6A	ABLM1A05036	Power Supply 5V 3.6A Modular, 18W	7742
100...240 V AC single phase	12V	1A	ABLM1A12010	Power Supply 12V 1A Modular, 12W	5509
100...240 V AC single phase	12V	2.1A	ABLM1A12021	Power Supply 12V 2.1A Modular, 25W	7742
100...240 V AC single phase	12V	4.2A	ABLM1A12042	Power Supply 12V 4.2A Modular, 50W	10229
100...240 V AC single phase	24V	0.4A	ABLM1A24004	Power Supply 24V 0.4A Modular, 10W	4631
100...240 V AC single phase	24V	0.6A	ABLM1A24006	Power Supply 24V 0.6A Modular, 15W	5668
100...240 V AC single phase	24V	1.2A	ABLM1A24012	Power Supply 24V 1.2A Modular, 30W	7742

Please contact Customer Care Center for Stockable and Non stockable status of references.

NORMAL STOCK ITEMS

W.E.F. January 17th, 2024

Optimized ABL5



- 3 housings, select the best suited to the space
- Up to 6 output terminals
- Output voltage adjustment
- Direct access to the documentation
- 100-240 Vac Input

Input Voltage	Output Voltage	Output Current	Reference	Description	Unit MRP [₹]
100...240 V AC single phase	12V	6.2A	ABLS1A12062	Power Supply 12V 6.2A Optimized, 75W	8685
100...240 V AC single phase	12V	10A	ABLS1A12100	Power Supply 12V 10A Optimized, 120W	13064
100...240 V AC single phase	24V	2.1A	ABLS1A24021	Power Supply 24V 2.1A Optimized, 50W	8103
100...240 V AC single phase	24V	3.1A	ABLS1A24031	Power Supply 24V 3.1A Optimized, 75W	8337
100...240 V AC single phase	24V	3.8A	ABLS1A24038	Power Supply 24V 3.8A Optimized, 91.2W	14029
100...240 V AC single phase	24V	5A	ABLS1A24050	Power Supply 24V 5A Optimized, 120W	12318
100...240 V AC single phase	24V	10A	ABLS1A24100	Power Supply 24V 10A Optimized, 240W	18041
100...240 V AC single phase	24V	20A	ABLS1A24200	Power Supply 24V 20A Optimized, 480W	32597
100...240 V AC single phase	48V	2.5A	ABLS1A48025	Power Supply 48V 2.5A Optimized,120W	13064

Universal ABL8RP/WP



- 100-500 Vac (1 or 2 Phases) Or 380-500Vac 3 Phases Input terminals
- Automatic or Manual reset
- 2 diagnosis LED (U/I)
- 4 to 10 mm² output terminals
- Tool-free removal from omega (DIN) rail
- Protection of settings (sealable)
- Diagnosis relay

Input Voltage	Output Voltage	Output Current	Reference	Description	Unit MRP [₹]
100...120 V AC single phase, terminal(s): N-L1 200...500 V AC phase to phase, terminal(s): L1-L2	24V	3A	ABL8RPS24030	Univ. Power Supply 1P 24V 3A, 72W	17518
100...120 V AC single phase, terminal(s): N-L1 200...500 V AC phase to phase, terminal(s): L1-L2	24V	5A	ABL8RPS24050	Univ. Power Supply 1P 24V 5A, 120W	22647
100...120 V AC single phase, terminal(s): N-L1 200...500 V AC phase to phase, terminal(s): L1-L2	24V	10A	ABL8RPS24100	Univ. Power Supply 1P 24V 10A, 240W	25872
380...500 V AC three phase, terminal(s): L1, L2, L3	24V	20A	ABL8WPS24200	Univ. Power Supply 3P 24V 20A, 480W	38696
380...500 V AC three phase, terminal(s): L1, L2, L3	24V	40A	ABL8WPS24400	Univ. Power Supply 3P 24V 40A, 960W	67492

Accessories for ABLP

Input Voltage	Output Voltage	Output Current	Reference	Description	Unit MRP [₹]
			ABLPA01	Mounting Kit for Power Supply up to 150W	1127
			ABLPA02	Mounting Kit for Power Supply 240W	1127

Please contact Customer Care Center for Stockable and Non stockable status of references.

NORMAL STOCK ITEMS

W.E.F. January 17th, 2024

ABT7 - Economy Range (Single Winding)

Input Voltage	Output Voltage	Rated Power in VA	Reference	Unit MRP [₹]
Single phase 230V 40VA - 400VA 40° C				
230 V AC single phase ±15 V	24 V AC	40	ABT7ESM004B	10252
230 V AC single phase ±15 V	24 V AC	63	ABT7ESM006B	7957
230 V AC single phase ±15 V	24 V AC	100	ABT7ESM010B	8524
230 V AC single phase ±15 V	24 V AC	160	ABT7ESM016B	10408
230 V AC single phase ±15 V	24 V AC	250	ABT7ESM025B	13915
230 V AC single phase ±15 V	24 V AC	320	ABT7ESM032B	17232
230 V AC single phase ±15 V	24 V AC	400	ABT7ESM040B	19232

ABL6 - Optimum Range (Single Winding)

Input Voltage	Output Voltage	Rated Power in VA	Reference	Unit MRP [₹]
Single phase 230/400V 25VA - 2500VA 50° C				
230/400 V single phase ±15 V	24 V AC	25	ABL6TS02B	9974
230/400 V single phase ±15 V	24 V AC	40	ABL6TS04B	9496
230/400 V single phase ±15 V	24 V AC	63	ABL6TS06B	9765
230/400 V single phase ±15 V	24 V AC	100	ABL6TS10B	11530
230/400 V single phase ±15 V	24 V AC	160	ABL6TS16B	13293
230/400 V single phase ±15 V	24 V AC	250	ABL6TS25B	17102
230/400 V single phase ±15 V	24 V AC	400	ABL6TS40B	24565
230/400 V single phase ±15 V	24 V AC	630	ABL6TS63B	34113
230/400 V single phase ±15 V	24 V AC	1000	ABL6TS100B	41909
230/400 V single phase ±15 V	24 V AC	1600	ABL6TS160B	86932
230/400 V single phase ±15 V	24 V AC	2500	ABL6TS250B	142438
230/400 V single phase ±15 V	115 V AC	100	ABL6TS10G	11445
230/400 V single phase ±15 V	115 V AC	160	ABL6TS16G	13536
230/400 V single phase ±15 V	115 V AC	250	ABL6TS25G	17237
230/400 V single phase ±15 V	115 V AC	400	ABL6TS40G	26151
230/400 V single phase ±15 V	115 V AC	630	ABL6TS63G	35092
230/400 V single phase ±15 V	115 V AC	1000	ABL6TS100G	42842
230/400 V single phase ±15 V	115 V AC	1600	ABL6TS160G	76352
230/400 V single phase ±15 V	115 V AC	2500	ABL6TS250G	124882
230/400 V single phase ±15 V	230 V AC	25	ABL6TS02U	9496
230/400 V single phase ±15 V	230 V AC	40	ABL6TS04U	9958
230/400 V single phase ±15 V	230 V AC	63	ABL6TS06U	10301
230/400 V single phase ±15 V	230 V AC	100	ABL6TS10U	10862
230/400 V single phase ±15 V	230 V AC	160	ABL6TS16U	13536
230/400 V single phase ±15 V	230 V AC	250	ABL6TS25U	16285
230/400 V single phase ±15 V	230 V AC	400	ABL6TS40U	25316
230/400 V single phase ±15 V	230 V AC	630	ABL6TS63U	32355
230/400 V single phase ±15 V	230 V AC	1000	ABL6TS100U <input checked="" type="checkbox"/>	44783
230/400 V single phase ±15 V	230 V AC	1600	ABL6TS160U	71634
230/400 V single phase ±15 V	230 V AC	2500	ABL6TS250U	117080

Please contact Customer Care Center for Stockable and Non stockable status of references.

NORMAL STOCK ITEMS

W.E.F. January 17th, 2024

ABT7 - Universal Range (Double Winding)

Input Voltage	Output Voltage	Rated Power in VA	Reference	Unit MRP ₹
Single phase 230/400V 25VA - 2500VA 60° C				
230/400 V single phase ±15 V	24/48 V AC	40	ABT7PDU004B	12537
230/400 V single phase ±15 V	24/48 V AC	63	ABT7PDU006B	12888
230/400 V single phase ±15 V	24/48 V AC	250	ABT7PDU025B	20367
230/400 V single phase ±15 V	24/48 V AC	400	ABT7PDU040B	25330
230/400 V single phase ±15 V	24/48 V AC	630	ABT7PDU063B	38183
230/400 V single phase ±15 V	115/230 V AC	40	ABT7PDU004G	11804
230/400 V single phase ±15 V	115/230 V AC	100	ABT7PDU010G	13053
230/400 V single phase ±15 V	115/230 V AC	160	ABT7PDU016G	14678
230/400 V single phase ±15 V	115/230 V AC	250	ABT7PDU025G	20643
230/400 V single phase ±15 V	115/230 V AC	400	ABT7PDU040G	23074
230/400 V single phase ±15 V	115/230 V AC	630	ABT7PDU063G	38220
230/400 V single phase ±15 V	115/230 V AC	1000	ABT7PDU100G	45990
230/400 V single phase ±15 V	115/230 V AC	1600	ABT7PDU160G	73850
230/400 V single phase ±15 V	115/230 V AC	2500	ABT7PDU250G	123650
230/400 V single phase ±15 V	115/230 V AC	25	ABT7PDU002B	13797
230/400 V single phase ±15 V	115/230 V AC	100	ABT7PDU010B	14196
230/400 V single phase ±15 V	115/230 V AC	160	ABT7PDU016B	17972
230/400 V single phase ±15 V	115/230 V AC	1000	ABT7PDU100B	50722
230/400 V single phase ±15 V	115/230 V AC	1600	ABT7PDU160B	83898
230/400 V single phase ±15 V	115/230 V AC	2500	ABT7PDU250B	135977

Please contact Customer Care Center for Stockable and Non stockable status of references.

NORMAL STOCK ITEMS

W.E.F. January 17th, 2024



Zelio 2 compact smart relay with display



Zelio 2 compact smart relay without display



Zelio 2 modular smart relay with display

Relays

Description	Reference	Unit MRP [₹]
Voltage 24V DC		
Zelio Logic module - 10 I O, RLY - w/o clock - with display	SR2A101BD <input checked="" type="checkbox"/>	17653
Zelio Logic module - 20 I O, RLY - w/o clock - with display	SR2A201BD <input checked="" type="checkbox"/>	28817
Zelio Logic module - 12 I O, TRN - with clock - with display	SR2B121BD <input checked="" type="checkbox"/>	16144
Zelio Logic module - 12 I O, TRN - with clock - with display	SR2B122BD	24215
Zelio Logic module - 20 I O, RLY - with clock - with display	SR2B201BD <input checked="" type="checkbox"/>	32061
Zelio Logic module - 20 I O, RLY - with clock - with display	SR2B202BD	33343
Zelio Logic module - 10 I O, RLY - w/o clock - w/o display	SR2D101BD <input checked="" type="checkbox"/>	12891
Zelio Logic module - 20 I O, RLY - w/o clock - w/o display	SR2D201BD <input checked="" type="checkbox"/>	25875
Zelio Logic module - 12 I O, RLY - with clock - w/o display	SR2E121BD	16595
Zelio Logic module - 20 I O, RLY - with clock - w/o display	SR2E201BD	30054
Zelio Logic module - 10 I O, RLY - with clock - with display	SR3B101BD	19463
Zelio Logic module - 10 I O, TRN - with clock - with display	SR3B102BD	17955
Zelio Logic module - 26 I O, RLY - with clock - with display	SR3B261BD <input checked="" type="checkbox"/>	40433
Zelio Logic module - 26 I O, TRN - with clock - with display	SR3B262BD	40509
Voltage 100-240V AC		
Zelio Logic module - 10 I O, RLY - w/o clock - with display	SR2A101FU <input checked="" type="checkbox"/>	19990
Zelio Logic module - 20 I O, RLY - w/o clock - with display	SR2A201FU <input checked="" type="checkbox"/>	29646
Zelio Logic module - 12 I O, RLY - with clock - with display	SR2B121FU <input checked="" type="checkbox"/>	19839
Zelio Logic module - 20 I O, RLY - with clock - with display	SR2B201FU <input checked="" type="checkbox"/>	32967
Zelio Logic module - 10 I O, RLY - w/o clock - w/o display	SR2D101FU	13799
Zelio Logic module - 20 I O, RLY - w/o clock - w/o display	SR2D201FU	29260
Zelio Logic module - 12 I O, RLY - with clock - w/o display	SR2E121FU	17484
Zelio Logic module - 20 I O, RLY - with clock - w/o display	SR2E201FU	34631
Zelio Logic module - 10 I O, RLY - with clock - with display	SR3B101FU	20951
Zelio Logic module - 26 I O, RLY - with clock - with display	SR3B261FU <input checked="" type="checkbox"/>	41790
Voltage 12V DC		
Zelio Logic module - 12 I O - with clock - with display	SR2B121JD	20746
Zelio Logic module - 20 I O - with clock - with display	SR2B201JD	25284
Voltage 24V AC		
Zelio Logic module - 12 I O - with clock - with display	SR2B121B	20746
Zelio Logic module - 20 I O - with clock - with display	SR2B201B	38002
Zelio Logic module - 20 I O - with clock - w/o display	SR2E201B	30200
Zelio Logic module - 10 I O - with clock - with display	SR3B101B	22224
Zelio Logic module - 24 I O - with clock - with display	SR3B261B	44130

Note: Zelio Smart Relays are also available in other voltages. Please contact our nearest Sales Office for the same.

Please contact Customer Care Center for Stockable and Non stockable status of references.

NORMAL STOCK ITEMS

W.E.F. January 17th, 2024



I/O Extension module

I/O Extension modules

Description	Reference	Unit MRP [€]
Discrete I/O extension module - 6 I O 4DI, 2DO - 24 V DC	SR3XT61BD	7950
Discrete I/O extension module - 6 I O 4DI, 2DO	SR3XT61FU	7840
Discrete I/O extension module - 10 I O 6DI, 4DO - 24 V DC	SR3XT101BD <input checked="" type="checkbox"/>	8548
Discrete I/O extension module - 10 I O 6DI, 4DO	SR3XT101FU	10360
Discrete I/O extension module - 14 I O 8DI, 6DO - 24 V AC	SR3XT141B	17231
Discrete I/O extension module - 14 I O 8DI, 6DO - 24 V DC	SR3XT141BD <input checked="" type="checkbox"/>	11790
Discrete I/O extension module - 14 I O 8DI, 6DO	SR3XT141FU	12529
Analogue I/O extension module - 2 AI/ 2AO	SR3XT43BD	18887

Accessories

Description	Reference	Unit MRP [€]
SUB-D 9-pin PC connecting cable - 3 m	SR2CBL01 <input checked="" type="checkbox"/>	12986
SUB-D 9-pin modem connecting cable - 0.5 m	SR2CBL07 <input checked="" type="checkbox"/>	31983
communication interface	SR2COM01	22644
documentation - programming on the smart relay - EN	SR2MAN01EN	4639
memory cartridge firmware - up to v 2.4 - EEPROM	SR2MEM01 <input checked="" type="checkbox"/>	4304
memory cartridge firmware - for v 3.0 - EEPROM	SR2MEM02 <input checked="" type="checkbox"/>	3179
modem interface - analog PSTN	SR2MOD01	96596
modem interface - GSM	SR2MOD02	66265
programming software "Zelio Soft 2" multilingual - CD-ROM	SR2SFT01	4969
USB PC connecting cable - 3 m	SR2USB01 <input checked="" type="checkbox"/>	16156

Please contact Customer Care Center for Stockable and Non stockable status of references.

NORMAL STOCK ITEMS

W.E.F. January 17th, 2024









Altivar™ AC Drives

Advanced energy management
and performance in motor control

Variable Speed Drives


Process

 Mining, Minerals & Metals	 Marine
 Food & Beverage	 Water & Wastewater
 Oil & Gas	 Power Plants


Fluid Management

Altivar Process 600

Wall Mounting
0.75...315 kW
200...690 V



Cabinet Integration
0.75...2600 kW
380...690 V




Industrial Processes

Altivar Process 900






Wall Mounting
0.75...315 kW
200...690 V



Cabinet Integration
0.75...2600 kW
380...690 V




Machines

 Hoisting	 Material Handling
 Textile	 Material Working
 Packaging	

Commercial Equipment

Altivar 12


0.18...4 kW
100...240 V






Basic Machines

Altivar 310




IP20
0.75 to 22 kW
380...460 V



Simple & Advanced Machines

<p>Altivar 320B/C</p> <p>Book/compact format 0.18...15 kW 200...600 V</p> 	<p>Altivar340</p> <p>Book/compact format 0.75...75 kW 380...480 V</p> 
<p>Altivar 320W</p> <p>Harsh environment IP65/66 0.18...7.5 kW 380...480 V</p> 	


Building

 Pumps	 Lift
 Fans & Compressors	


HVAC & Pumps

Altivar 212

IP21
0.75...75 kW
200...480 V




IP55
0.75...75 kW
380...480 V



Utilities



Altivar 610

0.75...160 kW
380...460 V



Soft Starters

Simple Machines

<p>Altistart 01</p> <p>3...85 A 110...480 V</p> 	<p>Altivar Soft Starter ATS130</p> <p>38...105 A 200...480 V</p>  <p>Coming Soon</p>
--	--

Industrial Processes & Utility

<p>Altistart 22</p> <p>17...590 A 208...600 V</p> 	<p>Altivar Soft Starter ATS480</p> <p>208 to 690V 17 to 1700A</p> 
--	--

Please contact Customer Care Center for Stockable and Non stockable status of references.

NORMAL STOCK ITEMS

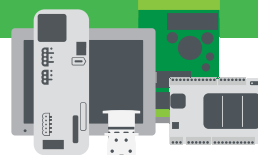
W.E.F. January 17th, 2024



Altivar™ Easy 310

Drives for Simple Machines

Now available upto 22kW



*When just enough
is just right!*

Reliable & cost effective solution to manage the speed of your motors in your machines.

General Purpose Drives

Altivar™ 12: Drives for 1-Phase / 3-Phase 230 Volts Input & 3-Phase 230 Volts Output



- Small: easily integrated in any machine
- Discreet & Intuitive
- Reliable: quality which stands the test of time
- High-performance: even without adjustment

kW (HD)	HP Rating	Max. continuous current(A)	Reference	Unit MRP [₹]
Single phase-Supply Voltage: 200...240V				
0.18	0.25	1.4	ATV12H018M2	On Request
0.37	0.55	2.4	ATV12H037M2	On Request
0.55	0.75	3.5	ATV12H055M2	On Request
0.75	1	4.2	ATV12H075M2	On Request
1.5	2	7.5	ATV12HU15M2	On Request
2.2	3	10	ATV12HU22M2	On Request
Three phase-Supply Voltage: 200...240V				
0.37	0.55	2.4	ATV12H037M3	On Request
0.75	1	4.2	ATV12H075M3	On Request
1.5	2	7.5	ATV12HU15M3	On Request
2.2	3	10	ATV12HU22M3	On Request
3	~	12.2	ATV12HU30M3	On Request
4	5	16.7	ATV12HU40M3	On Request

Altivar™ 310: Drives for 3-Phase 440 Volts Input & 3-Phase 440 Volts Output



- Optimized installation space & Optimized time and cost
- Service cost savings
- Easy to operate
- Easy to maintain & Easy to integrate in automation system
- 55deg Celsius ambient temperature without derating

ND	KW		Max. Continuous Current (A)		Reference	Unit MRP [₹]
	HD	ND	ND	HD		
~	0.37	~	~	1.5	ATV310H037N4E	On Request
~	0.75	~	~	2.3	ATV310H075N4E	On Request
~	1.5	~	~	4.1	ATV310HU15N4E	On Request
~	2.2	~	~	5.5	ATV310HU22N4E	On Request
4	3	~	8.9	7.1	ATV310HU30N4E	On Request
5.5	4	~	12.1	9.5	ATV310HU40N4E	On Request
7.5	5.5	~	16	12.6	ATV310HU55N4E	On Request
11	7.5	~	22.8	17	ATV310HU75N4E	On Request
15	11	~	30	24	ATV310HD11N4E	On Request
18	15	~	36	33	ATV310HD15N4E	On Request
22	18	~	43	39	ATV310HD18N4E	On Request
30	22	~	60	46	ATV310HD22N4E	On Request
18	15	~	36	33	ATV310HD15N4EF	On Request
22	18	~	43	39	ATV310HD18N4EF	On Request
30	22	~	60	46	ATV310HD22N4EF	On Request

*F refer to inbuilt EMC

Please contact Customer Care Center for Stockable and Non stockable status of references.

NORMAL STOCK ITEMS

W.E.F. January 17th, 2024



Automation and control made easy

Easy Altivar™ 610 variable speed drives.



Easy Altivar™ 610 variable speed drives for three-phase synchronous motors address the challenges faced by new economies. They are fit for purpose at affordable prices with no compromise on ease of use, robustness, and availability – the core values supported by a worldwide leader in automation.



Water & wastewater



Oil & gas



Constant, negative pressure water supply



Building



Power



Other OEM

Fit for purpose

- Optimized control system
- Multi-pump control function
- Harmonic mitigation solution

Designed for easiness

- Easy to install
- Easy to set up and use
- Easy to maintain

Strong on robustness

- Robust design for harsh environments
- Ever higher protection and performance

Always available

- Wide availability
- Worldwide technical assistance

Contact with Schneider Electric sales for country of origin.

se.com/easyaltivar610

Easy Altivar™ 610

Now available upto 460V

Main features

Power range:

0.75 to 160kW

Main voltage range:

380~460V, 3 phase, -15 to +10%

Overload capability:

ND: 110% 60s; 120% 20s;

HD: 150% 60s

EMC:

C3 level filter embedded

Harmonics:

DC choke embedded (above 4kW)

Protection:

IP20

Operation temperature:

-15°C to +60°C (derating above +45°C)

Motor control law:

Asy motor: V/f 2 pts; V/f 5 pts;

UF quad; energy saving



Control I/O

Control terminal:

- Analog input: 3
- Analog output: 2
- Digital input: 6
- Relay output: 3

Communication:

- Modbus embedded;
- option: Profibus DP



Display terminal

Basic keypad (standard)

- LCD backlight, removable
- 2 lines, 6 languages
- Configuration save
- Easy mounting kit (Ø22mm)



For more information and product references visit

se.com/easyaltivar610

Altivar™ 610: Drives for pumps and fans from 0.75 to 160 kW

Now available upto 460V



- Compact size: simplicity of integration and reduction of the size of the enclosures
- Electronic cards with protective coating
- Operation temperature: -10...+60°C
- IP40 protection level on the top of the product
- Typical multi-pump configuration without PLC
- 7 preprogrammed function blocks cover 90% of the pump and fan applications
- Colored control circuit terminals to avoid misuse

ND	kW		Max. continuous current(A)		Reference	Unit MRP [₹]
	ND	HD	ND	HD		
Three phase-Supply Voltage: 380...460V						
4		3	9.3	7.2	ATV610U40N4	On Request
5.5		4	12.7	9.3	ATV610U55N4	On Request
7.5		5.5	15.8	12.7	ATV610U75N4	On Request
11		7.5	23.5	16.5	ATV610D11N4	On Request
15		11	31.7	23.5	ATV610D15N4	On Request
18.5		15	39.2	31.7	ATV610D18N4	On Request
22		18.5	46.3	39.2	ATV610D22N4	On Request
30		22	61.5	46.3	ATV610D30N4	On Request
37		30	74.5	59.6	ATV610D37N4	On Request
45		37	88	74.5	ATV610D45N4	On Request
55		45	106	88	ATV610D55N4	On Request
75		55	145	106	ATV610D75N4	On Request
90		75	173	145	ATV610D90N4	On Request
110		90	211	173	ATV610C11N4	On Request
132		110	250	211	ATV610C13N4	On Request
160		132	302	250	ATV610C16N4	On Request

Altivar™ 212: Drives for HVAC, 3-phase asynchronous motors

from 0.75 to 75 kW



- Embedded communication Modbus, Apogee FLN P1, Metasys N2, BacNet
- More Friendly simplicity & comfort with Universal Graphic Keypad
- Low Harmonics Emissions: Low THDI = 30%
- EMC Immunity Protection & Noise reductions
- AHRI Approved
- N4Z without display, VW3A1111 advance display to be ordered separately

kW	Max. continuous current(A)		Reference	Unit MRP [₹]
Three phase-Supply Voltage: 380...480V				
0.75		2.2	ATV212H075N4	On Request
1.5		3.7	ATV212HU15N4	On Request
2.2		5.1	ATV212HU22N4	On Request
3		7.2	ATV212HU30N4	On Request
4		9.1	ATV212HU40N4	On Request
5.5		12	ATV212HU55N4	On Request
7.5		16	ATV212HU75N4	On Request
11		22.5	ATV212HD11N4	On Request
15		30.5	ATV212HD15N4	On Request
18.5		37	ATV212HD18N4	On Request
22		43.5	ATV212HD22N4	On Request
30		58.5	ATV212HD30N4	On Request
37		79	ATV212HD37N4	On Request
45		94	ATV212HD45N4	On Request
55		116	ATV212HD55N4	On Request
75		160	ATV212HD75N4	On Request

Please contact Customer Care Center for Stockable and Non stockable status of references.


NORMAL STOCK ITEMS

W.E.F. January 17th, 2024

Machine Drives

Altivar™ 320: Drives for synchronous and asynchronous motors from 0.18 to 15 kW (0.25 to 20 Hp)

Altivar™ 320 Power extension



Product selector for ATV320



EcoStruxure™ Motor Control Configurator



EcoStruxure™ Motor Management Design

- Cost Saving: Optimized Space and Time
- Solution Oriented: ATV Logic, Ready for automation integration
- Ambient temperature: 50deg C w/o deration
- Safety embedded as standard (STO SIL3)
- Possibility to connect a graphic terminal as option (Basic & Advanced)
- Modbus & Can Open as standard
- Protection against harsh environment 3C3 class

kW	Max. continuous current(A)	Reference	Unit MRP [€]
Single phase-Supply Voltage: 200...240V			
0.18	1.5	ATV320U02M2C	On Request
0.37	3.3	ATV320U04M2C	On Request
0.55	3.7	ATV320U06M2C	On Request
0.75	4.8	ATV320U07M2C	On Request
1.1	6.9	ATV320U11M2C	On Request
1.5	8	ATV320U15M2C	On Request
2.2	11	ATV320U22M2C	On Request
Three phase-Supply Voltage: 200...240V			
1.5	8	ATV320U15M3C	On Request
4	17.5	ATV320U40M3C	On Request
5.5	27.5	ATV320U55M3C	On Request
7.5	33	ATV320U75M3C	On Request
11	54	ATV320D11M3C	On Request
15	66	ATV320D15M3C	On Request
Three phase-Supply Voltage: 380...500V (COMPACT)			
0.37	1.5	ATV320U04N4C	On Request
0.55	1.9	ATV320U06N4C	On Request
0.75	2.3	ATV320U07N4C	On Request
1.1	3	ATV320U11N4C	On Request
1.5	4.1	ATV320U15N4C	On Request
2.2	5.5	ATV320U22N4C	On Request
3	7.1	ATV320U30N4C	On Request
4	9.5	ATV320U40N4C	On Request
5.5	14.3	ATV320U55N4C	On Request
7.5	17	ATV320U75N4C	On Request
11	27.7	ATV320D11N4C	On Request
15	33	ATV320D15N4C	On Request
Three phase-Supply Voltage: 380...500V (BOOK)			
0.4	1.5	ATV320U04N4B	On Request
0.6	1.9	ATV320U06N4B	On Request
0.8	2.3	ATV320U07N4B	On Request
1.1	3	ATV320U11N4B	On Request
1.5	4.1	ATV320U15N4B	On Request
2.2	5.5	ATV320U22N4B	On Request
3	7.1	ATV320U30N4B	On Request
4	9.5	ATV320U40N4B	On Request
5.5	14.3	ATV320U55N4B	On Request
7.5	17	ATV320U75N4B	On Request
11	27.7	ATV320D11N4B	On Request
15	33	ATV320D15N4B	On Request
Three phase-Supply Voltage: 380...500V, IP66			
0.37	1.5	ATV320U04N4W*	On Request
0.55	1.9	ATV320U06N4W*	On Request
0.75	2.3	ATV320U07N4W*	On Request
1.1	3	ATV320U11N4W*	On Request
1.5	4.1	ATV320U15N4W*	On Request
2.2	5.5	ATV320U22N4W*	On Request
3	7.1	ATV320U30N4W*	On Request
4	9.5	ATV320U40N4W*	On Request
5.5	14.3	ATV320U55N4W*	On Request
7.5	17	ATV320U75N4W*	On Request

Note: References ending with B are BOOK type & Reference ending with C are COMPACT type. References ending with N4W* are IP66.

Please contact Customer Care Center for Stockable and Non stockable status of references.

NORMAL STOCK ITEMS

W.E.F. January 17th, 2024



Altivar™ The next SMART manufacturing era

Altivar™ Machine ATV340, innovative
variable speed drives for high-performance machines

The Altivar™ Machine ATV340* drive is robust for high overloads, offering safety, various communication protocols, and cutting-edge motor control solution for machine builders.

Traditional machine design is challenged by the smart manufacturing approach. Changing times require innovative features such as the native Ethernet based - Fast Device Replacement. It gives machine operators a seamless service approach. The embedded encoder is compatible with asynchronous and synchronous motors in closed-loop control applications and the load-sharing master/slave configuration makes ATV340 a SMART manufacturing success.

* From 1 HP to 100 HP in heavy duty with 3-phase supply voltage from 380 to 480 V.



High performance in material handling, material working and hoisting

The ATV340 improves the capabilities and availability of high-performance machines while reducing build costs thanks to:

- **Superior machine performance.** With a maximum torque availability of 1.8 In and optimized speed bandwidth of up to 400 Hz, the ATV 340 is ideal for dynamic applications with rapid acceleration. Its frequency inverters can handle high overloads in demanding applications up to 220% nominal torque.
- **Faster reaction time.** A combination of fast application reaction time with a minimum 1 ms task cycle and Ethernet connectivity maximizes your machine's throughput.
- **Simplified machine engineering.** Built-in multiprotocol (Ethernet, Modbus, SERCOS) a variety of interfaces, an embedded encoder and integrated application functions offer maximum flexibility in design. Remote monitoring via the embedded web server enables predictive maintenance. EcoStruxure™ Machine & FDR allow faulty device replacement service with short time machine recovery.
- **Reduced design time.** Complete project replication is possible with one-button auto-tuning for motor identification and supports efficient machine commissioning and production. Additionally, ready-to-use Tested, Validated, and Documented Architectures (TDVAs) and SoMachine software facilitate seamless automation integration.
- **Comprehensive functional safety and cyber security.** With embedded STO (SIL3) and a full range of safety functions (SS1, SLS, SMS, SBC, GDL), the ATV340 is compliant with machine related safety standards EN ISO 13849-1 and EN 62061. The ATV340 also has Achilles level 2 cyber-security certification to protect people and assets while ensuring continuity of service.
- **Robust.** In harsh environments with high levels of dust and vibration and operating temperatures up to 60°C. Due to high IGBT and thermal dissipation efficiency, it allows additional 40% of rated current taking motor power to 130kW under normal duty operation.

220%
Nominal torque

1 ms
Application cycle time



Modular and Ethernet version
with different application approach



Optional Safety card offers for high-end safety functions

Safe Stop 1 (SS1)
Safe Limited Speed (SLS)
Safe Maximum Speed (SMS)
Safe Brake Control (SBC)
Guard Door Lock (GDL)



High power Safety solution
(up to 75kW), Safety card and additional module support

For more information and product references visit

se.com/drives

Altivar™ 340: Drives with innovative variable speed drives for high-performance machines upto 75kW



- Reduced requirement for additional devices thanks to rich interfaces, I/Os, and PTIs/PTOs, and an embedded encoder
- 5 DI +2 (DI/DO);2 RO ;2 AI ;1 AO
- 30kW...75kW : 8 DI ;1DO ;3RO ;3AI ;2AO
- DC choke inbuilt from 30kW and above
- Heavy duty 150%In for 60sec & 180%In for 2sec
- Embedded STO SIL3
- On board A/B/I & SinCos 1Vpp encoder
- Chemical class for harsh environment 3C3
- High-speed native multi-Ethernet connectivity – real-time communication
- 1 ms application cycle time

ATV340 Modular Drive: Power & Supply Voltage: 0.75 – 22 kW & 400/480 V three phase

ATV340 Ethernet Drive(ATV340***N4E): Power & Supply Voltage: 0.75 – 75 kW & 400/480 V three phase

ND	kW		Max. continuous current (A)		Reference	Unit MRP [₹]
	HD	LD	ND	HD		
Three phase-Supply Voltage: 380...480V (Modular)						
1.1	0.75		2.8	2.2	ATV340U07N4	On Request
2.2	1.5		5.6	4	ATV340U15N4	On Request
3	2.2		7.2	5.6	ATV340U22N4	On Request
4	3		9.3	7.2	ATV340U30N4	On Request
5.5	4		12.7	9.3	ATV340U40N4	On Request
7.5	5.5		16.5	12.7	ATV340U55N4	On Request
11	7.5		24	16.5	ATV340U75N4	On Request
15	11		32	24	ATV340D11N4	On Request
18.5	15		39	32	ATV340D15N4	On Request
22	18.5		46	39	ATV340D18N4	On Request
30	22		62	46	ATV340D22N4	On Request
Three phase-Supply Voltage: 380...480V (With Ethernet)						
1.1	0.75		2.8	2.2	ATV340U07N4E	On Request
2.2	1.5		5.6	4	ATV340U15N4E	On Request
3	2.2		7.2	5.6	ATV340U22N4E	On Request
4	3		9.3	7.2	ATV340U30N4E	On Request
5.5	4		12.7	9.3	ATV340U40N4E	On Request
8	5.5		16.5	12.7	ATV340U55N4E	On Request
11	8		24	16.5	ATV340U75N4E	On Request
15	11		32	24	ATV340D11N4E	On Request
18.5	15		39	32	ATV340D15N4E	On Request
22	18.5		46	39	ATV340D18N4E	On Request
30	22		62	46	ATV340D22N4E	On Request
37	30		74.5	61.5	ATV340D30N4E	On Request
45	37		88	74.5	ATV340D37N4E	On Request
55	45		106	88	ATV340D45N4E	On Request
75	55		145	106	ATV340D55N4E	On Request
90	75		173	145	ATV340D75N4E	On Request

*ATV340 display is optional - VW3A1113



How do you benefit from Altivar™ Process's application expertise?



ROD PUMPS



MIXERS



HOISTING

ATV900

- DC Bus sharing and 4Q apps. using ATV980/990
- Control all types of synchronous motors as well as async. motors in open or closed loop,
- Manage master/slave apps such as conveyor with multi drive link
- Increase asset life using dedicated hoisting, PCP/ESP and rod pump applications functions

Demanding Applications



ATV600

- Monitor energy consumption, energy based KPIs with 95% accuracy
- Monitor pump operation state and efficiency (BEP)
- Control multi pump applications in WWW & F&B environments with
- Dedicated motor & asset protection functions such as pump and pipe protection

Fluid & Gas Applications



FANS



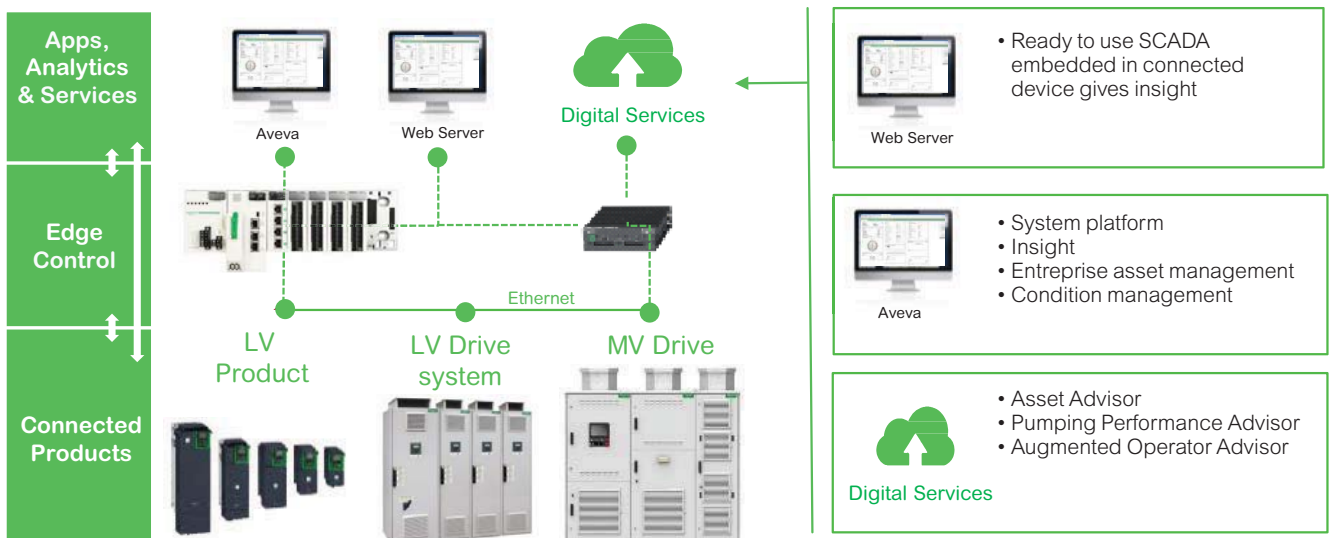
CENTRIF. PUMPS



COMPRESSORS

Motor's Data Flow within EcoStruxure

EcoStruxure™ Innovation At Every Level



Please contact Customer Care Center for Stockable and Non stockable status of references.

NORMAL STOCK ITEMS

W.E.F. January 17th, 2024

Altivar™ Process Drives for industrial utility applications

Altivar™ process drives deliver added-value services to enable business and process optimization through improved life cycle asset management and optimized energy consumption. Designed to assist OEMs, system integrators, and industrial process owners, Altivar™ process drives improve process performance by enabling full information and operational technology convergence. Embedded PlantStruxure™ and Foxboro™ Evo architectures simplify system integration.



Water applications

- Booster pumps
- Lift station pumps
- Desalination pumps
- Water supply pumps
- Water suction pumps
- Progressing cavity pumps
- Influent and effluent pumps
- Secondary clean water pumps



Oil & Gas applications

- Rod pumps
- Feed pumps
- Pipeline, booster, and unloading pumps
- Water injection pumps
- Reciprocating and centrifugal compressors
- Progressing cavity pumps
- Electric submersible pumps



Mining & Metals applications

- Rod pumps
- Feed pumps
- Pipeline, booster, and unloading pumps
- Water injection pumps
- Reciprocating and centrifugal compressors
- Progressing cavity pumps
- Electric submersible pumps



	Altivar 630	Altivar 650	Altivar 930	Altivar 950
Voltage	480	480	480	480
kW	0.75 – 315 kW	0.75 – 90 kW	0.75 – 315 kW	0.75 – 90 kW
Enclosure	UL Type 1 Heatsink kit option: 125 – 250 hp	UL Type 12	UL Type 1 Heatsink kit option: 125 – 250 hp	UL Type 12
Application functions	Multi-pump control, > 30 pump functions, fans, and simple material handling	Multi-pump control, > 30 pump functions, fans, and simple material handling	Load share, master slave, safety inputs, dynamic braking	Master slave, safety inputs, dynamic braking
Performance	Normal or heavy duty	Normal or heavy duty	High-torque capacity encoder options, dual Ethernet ports	High-torque capacity encoder options, dual Ethernet ports

Contact with Schneider Electric sales for country of origin.

Please contact Customer Care Center for Stockable and Non stockable status of references.

NORMAL STOCK ITEMS

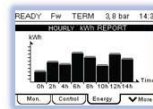
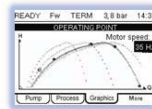
W.E.F. January 17th, 2024

Altivar™ Process ATV630 : Variable Speed IIOT Drive dedicated to process

Industry and Utilities (Pump & Fan) from 0.75 kW to 315 kW.



- Alfa-numeric and graphical display to monitor trends and values
- Inbuilt features dedicated for Pump eg. Pump Curves, Pipe fill, Anti Jam, Pipe cleaning etc
- Calculative power consumption with respect to flow (kwh/m³)
- VFD designed for 50 deg C without derating.
- In Built choke & EMC Filter
- Integrated Modbus & Modbus TCP/IP (Ethernet)
- Web server inbuilt
- Ethernet & Modbus in Built
- QR code feature in built to get documents access on line and register service request directly from QR code.



ND	kW		Max. continuous current (A)		Reference	Unit MRP [₹]
	HD	ND	HD	ND		
Three phase-Supply Voltage:380...480V (IP21)						
0.75	0.37	2.2	1.5	ATV630U07N4	On Request	
1.5	0.75	4	2.2	ATV630U15N4	On Request	
2.2	1.5	5.6	4	ATV630U22N4	On Request	
3	2.2	7.2	5.6	ATV630U30N4	On Request	
4	3	9.3	7.2	ATV630U40N4	On Request	
5.5	4	12.7	9.3	ATV630U55N4	On Request	
7.5	5.5	16.5	12.7	ATV630U75N4	On Request	
11	7.5	23.5	16.5	ATV630D11N4	On Request	
15	11	31.7	23.5	ATV630D15N4	On Request	
18.5	15	39.2	31.7	ATV630D18N4	On Request	
22	18.5	46.3	39.2	ATV630D22N4	On Request	
30	22	61.5	46.3	ATV630D30N4	On Request	
37	30	74.5	61.5	ATV630D37N4	On Request	
45	37	88	74.5	ATV630D45N4	On Request	
55	45	106	88	ATV630D55N4	On Request	
75	55	145	106	ATV630D75N4	On Request	
90	75	173	145	ATV630D90N4	On Request	
110	90	211	173	ATV630C11N4	On Request	
132	110	250	211	ATV630C13N4	On Request	
160	132	302	250	ATV630C16N4	On Request	
220	160	427	302	ATV630C22N4	On Request	
250	220	481	387	ATV630C25N4	On Request	
315	250	616	481	ATV630C31N4	On Request	
Three phase-Supply Voltage: 380...480V (IP55)						
0.75	0.37	2.2	1.5	ATV650U07N4	On Request	
1.5	0.75	4	2.2	ATV650U15N4	On Request	
2.2	1.5	5.6	4	ATV650U22N4	On Request	
3	2.2	7.2	5.6	ATV650U30N4	On Request	
4	3	9.3	7.2	ATV650U40N4	On Request	
5.5	4	12.7	9.3	ATV650U55N4	On Request	
7.5	5.5	16.5	12.7	ATV650U75N4	On Request	
11	7.5	23.5	16.5	ATV650D11N4	On Request	
15	11	31.7	23.5	ATV650D15N4	On Request	
18.5	15	39.2	31.7	ATV650D18N4	On Request	
22	18.5	46.3	39.2	ATV650D22N4	On Request	
30	22	61.5	46.3	ATV650D30N4	On Request	
37	30	74.5	61.5	ATV650D37N4	On Request	
45	37	88	74.5	ATV650D45N4	On Request	
55	45	106	88	ATV650D55N4	On Request	
75	55	145	106	ATV650D75N4	On Request	
90	75	173	145	ATV650D90N4	On Request	

N4Z without display, VW3A1111 advance display to be ordered separately

Please contact Customer Care Center for Stockable and Non stockable status of references.

✓ NORMAL STOCK ITEMS

W.E.F. January 17th, 2024

Altivar™ Process ATV930: Variable speed drives dedicated to constant torque application with excellent motor control and connectivity capabilities (0.75kW to 315kW)



- Alfa-numeric and graphical display to monitor trends and values.
- Calculative power consumption with respect to flow (kwh/m³).
- VFD designed for 50 deg C without derating.
- In Built choke & EMC Filter
- Integrated Modbus & dual Ethernet port
- Web server in built
- Macro configuration of hoisting & conveyor are available
- Ethernet & Modbus in Built
- QR code feature in built to get documents access on line and register service request directly from QR code.



ND	kW		Max. continuous current (A)		Reference	Unit MRP [₹]
	ND	HD	ND	HD		
Three phase-Supply Voltage: 380...480V (IP21)						
0.75	0.37		2.2	1.5	ATV930U07N4	On Request
1.5		0.75	4	2.2	ATV930U15N4	On Request
2.2		0.75	5.6	4	ATV930U22N4	On Request
3		1.5	7.2	5.6	ATV930U30N4	On Request
4		2.2	9.3	7.2	ATV930U40N4	On Request
5.5		3	12.7	9.3	ATV930U55N4	On Request
7.5		4	16.5	12.7	ATV930U75N4	On Request
11		5.5	23.5	16.5	ATV930D11N4	On Request
15		7.5	31.7	23.5	ATV930D15N4	On Request
18.5		15	39.2	31.7	ATV930D18N4	On Request
22		18.5	46.3	39.2	ATV930D22N4	On Request
30		22	61.5	46.3	ATV930D30N4	On Request
37		30	74.5	61.5	ATV930D37N4	On Request
45		37	88	74.5	ATV930D45N4	On Request
55		45	106	88	ATV930D55N4C*	On Request
55		45	106	88	ATV930D55N4	On Request
75		55	145	106	ATV930D75N4C*	On Request
75		55	145	106	ATV930D75N4	On Request
90		75	173	145	ATV930D90N4C*	On Request
90		75	173	145	ATV930D90N4	On Request
110		90	211	173	ATV930C11N4C*	On Request
110		90	211	173	ATV930C11N4	On Request
132		110	250	211	ATV930C13N4C*	On Request
132		110	250	211	ATV930C13N4	On Request
160		132	302	250	ATV930C16N4C*	On Request
160		132	302	250	ATV930C16N4	On Request
220		160	427	302	ATV930C22N4C*	On Request
220		160	427	302	ATV930C22N4	On Request
250		200	481	387	ATV930C25N4C*	On Request
315		250	616	481	ATV930C31N4C*	On Request
Three phase-Supply Voltage: 380...480V (IP55)						
0.75	0.37		2.2	1.5	ATV950U07N4	On Request
1.5		0.75	4	2.2	ATV950U15N4	On Request
2.2		0.75	5.6	4	ATV950U22N4	On Request
3		1.5	7.2	5.6	ATV950U30N4	On Request
4		2.2	9.3	7.2	ATV950U40N4	On Request
5.5		3	12.7	9.3	ATV950U55N4	On Request
7.5		4	16.5	12.7	ATV950U75N4	On Request
11		5.5	23.5	16.5	ATV950D11N4	On Request
15		7.5	31.7	23.5	ATV950D15N4	On Request
18.5		15	39.2	31.7	ATV950D18N4	On Request
22		18.5	46.3	39.2	ATV950D22N4	On Request
30		22	61.5	46.3	ATV950D30N4	On Request
37		30	74.5	61.5	ATV950D37N4	On Request
45		37	88	74.5	ATV950D45N4	On Request
55		45	106	88	ATV950D55N4	On Request
75		55	145	106	ATV950D75N4	On Request
90		75	173	145	ATV950D90N4	On Request

*Reference ending with 'C' is without braking unit
N4Z without display, VW3A1111 advance display to be ordered separately

Please contact Customer Care Center for Stockable and Non stockable status of references.

NORMAL STOCK ITEMS

W.E.F. January 17th, 2024



Altivar™ Process Modular ATV6XX/9XX LV Variable Speed Drive

Altivar™ Process Modular 110kW to 1200kW, 415V & 690V
***Coming Soon upto 2.6 MW**

The Altivar™ Process is the first services-oriented Low Voltage & Medium Voltage Drives allowing End Users with its energy management services and assets management capabilities, to:

- Measure their plant's energy consumption
- Control process equipment at its best efficiency
- Implement real-time asset management and predictive maintenance
- The Altivar™ Process Modular complete the Altivar Process line-up with a solution to address high end applications.
- The Altivar™ Process Modular offer partners capability to:
 - Lower inventories mix while providing flexibility for faster deliveries.
 - Standardized design and manufacturing processes of systems drives
 - Gain efficiency in servicing endcustomer
- Available in 48% THDi or with 3-level AFE design that is lower than 3% THDi and with less stress on motorse.

Standard Offer

Drive Ratings For 380...480 V

Normal Duty - 400 V

Modular Single Drive	Nominal Power kW	Power Part Supply		Drive (output)			Unit MRP [₹]
		Input Current At 400 Vac	Apparent Power	Nominal Current (1)	Max. Transient current (1)		
		A	kVA	A	ATV600 (2)	ATV900 (3)	
ATV•A0C11Q4	110	198	137	211	232	253	On Request
ATV•A0C13Q4	132	233	161	250	275	300	On Request
ATV•A0C16Q4	160	278	193	302	332	362	On Request
ATV•A0C20Q4	200	352	244	370	407	444	On Request
ATV•A0C25Q4	250	432	299	477	525	572	On Request
ATV•A0C31Q4	315	538	373	590	649	708	On Request
ATV•A0C35Q4	355	611	423	660	726	792	On Request
ATV•A0C40Q4	400	681	472	730	803	876	On Request
ATV•A0C45Q4	450	764	529	830	913	996	On Request
ATV•A0C50Q4	500	846	586	900	990	1,080	On Request
ATV•A0C56Q4	560	948	657	1,020	1,122	1,224	On Request
ATV•A0C63Q4	630	1,058	733	1,140	1,254	1,368	On Request
ATV•A0C71Q4	710	1,192	826	1,260	1,386	1,512	On Request
ATV•A0C80Q4	800	1,335	925	1,420	1,562	1,704	On Request
ATV•A0M10Q4	1000	1,692	1172	1,770	1,947	2,124	On Request

Heavy Duty - 400 V

Modular Single Drive	Nominal Power kW	Power Part Supply		Drive (output)			Unit MRP [₹]
		Input Current At 400 Vac	Apparent Power	Nominal Current (1)	Max. Transient current (1) (2)		
		A	kVA	A	ATV600	ATV900	
ATV•A0C11Q4	90	167	116	173	260	260	On Request
ATV•A0C13Q4	110	198	137	211	317	317	On Request
ATV•A0C16Q4	132	233	161	250	375	375	On Request
ATV•A0C20Q4	160	290	201	302	453	453	On Request
ATV•A0C25Q4	200	353	245	370	555	555	On Request
ATV•A0C31Q4	250	432	299	477	716	716	On Request
ATV•A0C35Q4	280	489	339	520	780	780	On Request
ATV•A0C40Q4	315	545	378	590	885	885	On Request
ATV•A0C45Q4	355	611	423	660	990	990	On Request
ATV•A0C50Q4	400	681	472	730	1,095	1,095	On Request
ATV•A0C56Q4	450	767	531	830	1,245	1,245	On Request
ATV•A0C63Q4	500	849	588	900	1,350	1,350	On Request
ATV•A0C71Q4	560	951	659	1,020	1,530	1,530	On Request
ATV•A0C80Q4	630	1,061	735	1,140	1,710	1,710	On Request
ATV•A0M10Q4	800	1,246	950	1,420	2,130	2,130	On Request

Normal Duty - 690 V

Modular Single Drive	Nominal Power kW	Power Part Supply		Drive (output)			Unit MRP [₹]
		Input Current At 690 Vac	Apparent Power	Nominal Current (1)	Max. Transient current (1)		
		A	kVA	A	ATV600 (2)	ATV900 (3)	
ATV•A0C11Q6	110	118	141	125	138	150	On Request
ATV•A0C13Q6	132	138	165	145	160	174	On Request
ATV•A0C16Q6	160	163	195	175	193	210	On Request
ATV•A0C20Q6	200	200	239	215	237	258	On Request
ATV•A0C25Q6	250	255	305	275	303	330	On Request
ATV•A0C31Q6	315	316	378	340	374	408	On Request
ATV•A0C40Q6	400	394	471	425	468	510	On Request
ATV•A0C50Q6	500	495	592	520	572	624	On Request
ATV•A0C63Q6	630	615	735	650	715	780	On Request
ATV•A0C80Q6	800	776	927	830	913	996	On Request
ATV•A0M10Q6	1,000	969	1,158	1,030	1,133	1,236	On Request
ATV•A0M12Q6	1,200	1,161	1,388	1,230	1,353	1,476	On Request

Please contact Customer Care Center for Stockable and Non stockable status of references.

NORMAL STOCK ITEMS

W.E.F. January 17th, 2024

Heavy Duty - 690 V

Modular Single Drive	Nominal Power kW	Power Part Supply		Drive (output)			Unit MRP [₹]
		Input Current At 690 Vac	Apparent Power	Nominal Current (1)	Max. Transient current (1) (2)		
		A	kVA	A	ATV600 A	ATV900 A	
ATV•A0C11Q6	90	100	120	105	158	158	On Request
ATV•A0C13Q6	110	118	141	125	188	188	On Request
ATV•A0C16Q6	132	138	165	145	218	218	On Request
ATV•A0C20Q6	160	163	195	175	263	263	On Request
ATV•A0C25Q6	200	211	252	215	323	323	On Request
ATV•A0C31Q6	250	255	305	275	413	413	On Request
ATV•A0C40Q6	315	316	378	340	510	510	On Request
ATV•A0C50Q6	400	401	479	425	638	638	On Request
ATV•A0C63Q6	500	495	592	520	780	780	On Request
ATV•A0C80Q6	630	619	740	650	975	975	On Request
ATV•A0M10Q6	800	779	931	830	1,245	1,245	On Request
ATV•A0M12Q6	1,000	971	1,160	1,030	1,545	1,545	On Request

LH/Regen offer

Normal Duty - 400 V

Modular Single Drive	Nominal Power kW	Power Part Supply		Drive (output)			Unit MRP [₹]
		Input Current At 400 Vac	Apparent Power	Nominal Current (1)	Max. Transient current (1)		
		A	kVA	A	ATV600 (2) A	ATV900 (3) A	
ATV•B0C11Q4	110	175	121	211	232	253	On Request
ATV•B0C13Q4	132	208	144	250	275	300	On Request
ATV•B0C16Q4	160	252	174	302	332	362	On Request
ATV•B0C20Q4	200	313	217	370	407	444	On Request
ATV•B0C25Q4	250	389	270	477	525	572	On Request
ATV•B0C31Q4	315	491	340	590	649	708	On Request
ATV•B0C35Q4	355	553	383	660	726	792	On Request
ATV•B0C40Q4	400	620	429	730	803	876	On Request
ATV•B0C45Q4	450	697	483	830	913	996	On Request
ATV•B0C50Q4	500	775	537	900	990	1,080	On Request
ATV•B0C56Q4	560	868	601	1,020	1,122	1,224	On Request
ATV•B0C63Q4	630	971	673	1,140	1,254	1,368	On Request
ATV•B0C71Q4	710	1,094	758	1,260	1,386	1,512	On Request
ATV•B0C80Q4	800	1,227	850	1,420	1,562	1,704	On Request
ATV•B0M10Q4	1000	1,550	1074	1,770	1,947	2,124	On Request

Heavy Duty - 400 V

Modular Single Drive	Nominal Power kW	Power Part Supply		Drive (output)			Unit MRP [₹]
		Input Current At 400 Vac	Apparent Power	Nominal Current (1)	Max. Transient current (1) (2)		
		A	kVA	A	ATV600 A	ATV900 A	
ATV•B0C11Q4	90	144	100	173	260	260	On Request
ATV•B0C13Q4	110	174	121	211	317	317	On Request
ATV•B0C16Q4	132	208	144	250	375	375	On Request
ATV•B0C20Q4	160	252	174	302	453	453	On Request
ATV•B0C25Q4	200	313	217	370	555	555	On Request
ATV•B0C31Q4	250	389	270	477	716	716	On Request
ATV•B0C35Q4	280	436	302	520	780	780	On Request
ATV•B0C40Q4	315	491	340	590	885	885	On Request
ATV•B0C45Q4	355	553	383	660	990	990	On Request
ATV•B0C50Q4	400	620	429	730	1,095	1,095	On Request
ATV•B0C56Q4	450	697	483	830	1,245	1,245	On Request
ATV•B0C63Q4	500	775	537	900	1,350	1,350	On Request
ATV•B0C71Q4	560	868	601	1,020	1,530	1,530	On Request
ATV•B0C80Q4	630	971	673	1,140	1,710	1,710	On Request
ATV•B0M10Q4	800	1,227	859	1,420	2,130	2,130	On Request

Please contact Customer Care Center for Stockable and Non stockable status of references.

NORMAL STOCK ITEMS

W.E.F. January 17th, 2024

LH/Regen offer

Normal Duty - 690 V

Modular Single Drive	Nominal Power kW	Power Part Supply		Drive (output)			Unit MRP [₹]
		Input Current At 690 Vac	Apparent Power	Nominal Current (1)	Max. Transient current (1)		
		A	kVA	A	ATV600 (2)	ATV900 (3)	
ATV•B0C11Q6	110	102	122	125	138	150	On Request
ATV•B0C13Q6	132	122	146	145	160	174	On Request
ATV•B0C16Q6	160	148	177	175	193	210	On Request
ATV•B0C20Q6	200	183	219	215	237	258	On Request
ATV•B0C25Q6	250	228	273	275	303	330	On Request
ATV•B0C31Q6	315	287	343	340	374	408	On Request
ATV•B0C40Q6	400	363	434	425	468	510	On Request
ATV•B0C50Q6	500	453	541	520	572	624	On Request
ATV•B0C63Q6	630	568	678	650	715	780	On Request
ATV•B0C80Q6	800	718	859	830	913	996	On Request
ATV•B0M10Q6	1,000	898	1,073	1,030	1,133	1,236	On Request
ATV•B0M12Q6	1,200	1,078	1,288	1,230	1,353	1,476	On Request

Heavy Duty - 690 V

Modular Single Drive	Nominal Power kW	Power Part Supply		Drive (output)			Unit MRP [₹]
		Input Current At 690 Vac	Apparent Power	Nominal Current (1)	Max. Transient current (1) (2)		
		A	kVA	A	ATV600	ATV900	
ATV•B0C11Q6	90	85	101	105	158	158	On Request
ATV•B0C13Q6	110	102	122	125	188	188	On Request
ATV•B0C16Q6	132	122	146	145	218	218	On Request
ATV•B0C20Q6	160	148	177	175	263	263	On Request
ATV•B0C25Q6	200	183	219	215	323	323	On Request
ATV•B0C31Q6	250	228	273	275	413	413	On Request
ATV•B0C40Q6	315	287	343	340	510	510	On Request
ATV•B0C50Q6	400	362	433	425	638	638	On Request
ATV•B0C63Q6	500	453	541	520	780	780	On Request
ATV•B0C80Q6	630	569	680	650	975	975	On Request
ATV•B0M10Q6	800	718	859	830	1,245	1,245	On Request
ATV•B0M12Q6	1,000	898	1,073	1,030	1,545	1,545	On Request

Please contact Customer Care Center for Stockable and Non stockable status of references.

NORMAL STOCK ITEMS

W.E.F. January 17th, 2024



APM Liquid Cooled Offer

Normal Duty - 415 V

ND Modular Single Drive	Nominal Power kW	Power Part Supply		Drive (output)			Unit MRP [₹]
		Input Current At 690 Vac	Apparent Power	Nominal Current (1)	Max. Transient current (1)		
		A	kVA	A	ATV600 A	ATV900 A	
ATV•L0C13Q4	132	244	169	250	275	300	On Request
ATV•L0C16Q4	160	287	199	302	332	362	On Request
ATV•L0C20Q4	200	350	242	370	407	444	On Request
ATV•L0C25Q4	250	429	297	477	525	572	On Request
ATV•L0C31Q4	315	536	371	590	649	708	On Request
ATV•L0C40Q4	400	684	474	730	803	876	On Request
ATV•L0C50Q4	500	847	587	900	990	1080	On Request
ATV•L0C63Q4	630	1056	732	1,140	1254	1,368	On Request
ATV•L0C80Q4	800	1335	925	1,420	1562	1,704	On Request
ATV•L0C90Q4	900	1502	1041	1,600	1760	1920	On Request
ATV•L0M10Q4	1000	1669	1156	1,770	1947	2124	On Request
ATV•L0M12Q4	1200	2005	1389	2,140	2354	2568	On Request
ATV•L0M15Q4	1500	2513	1741	2,680	2948	3216	On Request
ATV•L0M18Q4	1800	3028	2098	3,200	3520	3840	On Request

Heavy Duty - 415 V

HD Modular Single Drive	Nominal Power kW	Power Part Supply		Drive (output)			Unit MRP [₹]
		Input Current At 690 Vac	Apparent Power	Nominal Current (1)	Max. Transient current (1)		
		A	kVA	A	ATV600 A	ATV900 A	
ATV•L0C13Q4	110	210	145	211	317	317	On Request
ATV•L0C16Q4	132	244	169	250	375	375	On Request
ATV•L0C20Q4	160	287	199	302	453	453	On Request
ATV•L0C25Q4	200	350	242	370	555	555	On Request
ATV•L0C31Q4	250	429	297	477	716	716	On Request
ATV•L0C40Q4	315	549	380	590	885	885	On Request
ATV•L0C50Q4	400	684	474	730	1095	1095	On Request
ATV•L0C63Q4	500	847	587	900	1350	1350	On Request
ATV•L0C80Q4	630	1062	736	1140	1710	1710	On Request
ATV•L0C90Q4	710	1188	823	1260	1890	1890	On Request
ATV•L0M10Q4	800	1339	928	1420	2130	2130	On Request
ATV•L0M12Q4	1000	1669	1156	1770	2655	2655	On Request
ATV•L0M15Q4	1200	2005	1389	2140	3210	3210	On Request
ATV•L0M18Q4	1400	2341	1622	2470	3705	3705	On Request

Please contact Customer Care Center for Stockable and Non stockable status of references.

NORMAL STOCK ITEMS

W.E.F. January 17th, 2024



Normal Duty - 690 V

ND Modular Single Drive	Nominal Power kW	Power Part Supply		Drive (output)			Unit MRP [₹]
		Input Current At 690 Vac	Apparent Power	Nominal Current (1)	Max. Transient current (1)		
		A	kVA	A	ATV600 A	ATV900 A	
ATV•L0C20Q6	200	218	261	215	237	258	On Request
ATV•L0C28Q6	280	290	347	308	339	370	On Request
ATV•L0C31Q6	315	322	385	340	374	408	On Request
ATV•L0C40Q6	400	399	477	425	468	510	On Request
ATV•L0C45Q6	450	446	533	480	528	576	On Request
ATV•L0C56Q6	560	563	673	590	649	708	On Request
ATV•L0C71Q6	710	700	837	740	814	888	On Request
ATV•L0C90Q6	900	875	1046	930	1023	1,116	On Request
ATV•L0M12Q6	1200	1260	1506	1,230	1353	1,476	On Request
ATV•L0M14Q6	1400	1355	1619	1,425	1568	1710	On Request
ATV•L0M16Q6	1600	1547	1849	1,620	1782	1944	On Request
ATV•L0M18Q6	1800	1740	2080	1,820	2002	2184	On Request
ATV•L0M22Q6	2200	2120	2543	2,220	2442	2664	On Request
ATV•L0M26Q6	2600	2517	3008	2,620	2882	3144	On Request

Heavy Duty - 690 V

HD Modular Single Drive	Nominal Power kW	Power Part Supply		Drive (output)			Unit MRP [₹]
		Input Current At 690 Vac	Apparent Power	Nominal Current (1)	Max. Transient current (1)		
		A	kVA	A	ATV600 A	ATV900 A	
ATV•L0C20Q6	160	184	220	175	263	263	On Request
ATV•L0C28Q6	220	236	282	240	360	360	On Request
ATV•L0C31Q6	250	262	313	275	413	413	On Request
ATV•L0C40Q6	315	322	385	340	510	510	On Request
ATV•L0C45Q6	355	359	429	384	576	576	On Request
ATV•L0C56Q6	450	462	552	480	720	720	On Request
ATV•L0C71Q6	560	563	673	590	885	885	On Request
ATV•L0C90Q6	710	700	837	740	1110	1110	On Request
ATV•L0M12Q6	1000	976	1166	1030	1545	1545	On Request
ATV•L0M14Q6	1100	1070	1279	1130	1695	1695	On Request
ATV•L0M16Q6	1300	1262	1508	1330	1995	1995	On Request
ATV•L0M18Q6	1400	1357	1622	1425	2138	2138	On Request
ATV•L0M22Q6	1700	1644	1955	1720	2580	2580	On Request
ATV•L0M26Q6	2100	2030	2426	2120	3180	3180	On Request

Please contact Customer Care Center for Stockable and Non stockable status of references.

NORMAL STOCK ITEMS

W.E.F. January 17th, 2024



Reduce mechanical stress on your machines

Altistart™ 01

Altivar™ ATS130




Altistart™ 22

Altivar™ Soft Starter ATS480

Complete range of soft starters from 0.37 kW (3 Amps)
to 900 kW (1200 Amps)




Altivar™ Soft Starters: 3 ranges to match your applications




Small and Simple

ATS01



Compact design for normal duty applications

ATS22



Digitally integrated for heavy duty and normal duty applications

ATS480



Process and infrastructures



Standard industrial Machines



Simple machines and HVAC

Main data on Altivar™ Soft Starters



Us rated operational voltage	208 to 690V	230 to 440V 208 to 600V	110 to 480V single phase 110 to 480V 3 phase
Rated operational current	17 to 1200A	17 to 590A	3 to 12A (1 ph) –6 to 32A (3ph)
Power range	4 to 900kW	4 to 400kW	0,37 to 15kW
UcControl supply voltage	110 to 230Vac	110 to 230Vac	24V AC/DC 110-240Vac
Connectivity	Modbus, Modbus TCP, EtherNet/IP, Profinet, Profibus DP, CANopen	Modbus	-
Type of control	Torque Control, voltage control	Voltage control	Voltage ramp
Current limitation	500% I _e (up to 700% rated motor current)	350% I _e	-
Stop mode	Torque ramp, voltage ramp, dynamic braking, DC injection	Freewheel, voltage ramp	Freewheel, voltage ramp
Thermal protections Other protections	Electronic, PTC, PT100 2 or 3 wires Underload, overload, motor phase loss, line phase inversion excessive acceleration time, current overload, ground leakage	Electronic Underload, overload, motor phase loss, line phase inversion excessive acceleration time, current overload, ground leakage	-

Soft Starter

ATS01 – Soft Starter for Simple Machine



[Us] Rated Supply Voltage	Network Number of Phases	Motor Power kW	Starting Time	[Ie] Rated Operational Current (A)	Reference	Unit MRP [₹]
380....415V 50.....60Hz	3	1.5kW/2.2kW/3kW	adjustable from 1 to 10s	6	ATS01N206QN	On Request
	3	4kW	adjustable from 1 to 10s	9	ATS01N209QN	On Request
	3	5.5kW	adjustable from 1 to 10s	12	ATS01N212QN	On Request
	3	7.5kW/11kW	adjustable from 1 to 10s	22	ATS01N222QN	On Request
	3	15kW	adjustable from 1 to 10s	32	ATS01N232QN	On Request

ATS130 - Power Extension of
ATS01 from 38 Amp to 105 Amp



- ATS130 Soft motor Starter solution, an alternative to DOL motor Starter for control panel flexibility
- Increase the competitiveness of customer design
- Reduce space in cabinet
- Save time during installation
- Easy commissioning
- No preventive maintenance

Nominal Power in kW			Nominal Current (Amps)	Reference	Unit MRP [₹]
230 Vac	400 Vac	440 Vac			
11	18.5	22	38	ATS130N2D38LT	On Request
11	22	22	45	ATS130N2D45LT	On Request
18.5	30	37	65	ATS130N2D65LT	On Request
22	37	45	73	ATS130N2D73LT	On Request
22	45	45	80	ATS130N2D80LT	On Request
30	55	55	105	ATS130N2C11LT	On Request

ATS22 - Soft Starter for Utilities (Pump & fan)



- Embedded shorting contactor
- Size reduction: average of 25% less compare to ATS48 alone (without additional by-pass)
- Full starter and motor protections
- True three phases control
- Modbus in Built

kW (400 V)	Nominal Current (Amps)	Reference	Unit MRP [₹]
Three phase-Supply Voltage: 230V...440V			
7.5	17	ATS22D17Q	On Request
15	32	ATS22D32Q	On Request
22	47	ATS22D47Q	On Request
30	62	ATS22D62Q	On Request
37	75	ATS22D75Q	On Request
45	88	ATS22D88Q	On Request
55	110	ATS22C11Q	On Request
75	140	ATS22C14Q	On Request
90	170	ATS22C17Q	On Request
110	210	ATS22C21Q	On Request
132	250	ATS22C25Q	On Request
160	320	ATS22C32Q	On Request
220	410	ATS22C41Q	On Request
250	480	ATS22C48Q	On Request
315	590	ATS22C59Q	On Request

Please contact Customer Care Center for Stockable and Non stockable status of references.

NORMAL STOCK ITEMS

W.E.F. January 17th, 2024

Altivar™ Soft Starter ATS480



The Altivar™ Soft Starter ATS480 is the next evolution of soft starters for digitization, while meeting cybersecurity standard. Designed to address process and infrastructures, ATS480 simplifies projects execution and maximizes the availability of your applications, even in the most demanding environments.

ATS480 builds on the proven robustness and stop/ starting performance of the ATS48.

ATS480 extends the lifetime of ATS48 equipment and preserves your initial investment by reusing current design.

Benefits

Reduced engineering time and cost

- The integration of Altivar Soft Starter ATS480 in EcoStruxure™ Apps and software for Automation and Power drastically simplify architecture selection, detailed design and execution.

Reliability for your operations

- Highly robust and reliable even for the most demanding applications or in harsh environments
- Flexibility to improve the continuity of service of your applications

Cybersecure

- User account management to enforce authorization
- ATS480 has enhance cybersecurity features built-in to restrict or disable port and services
- Threat intelligence to generate security related reports
- Secure boot and firmware upgrade

Complete solution for Process & Infrastructures projects



Only 1 range 208/690 V from 4 to 900kW



Options and accessories common to Altivar™

Altivar " Soft Starter ATS480 characteristics	
Us Rated operational voltage	208 to 690V
Ie rated operational current	17 to 1700A
Pe Power range	4 to 900kW
Application type	Normal and heavy duty
Control Type	Torque control, the original
Current limitation	500% Ie up to 700% motor In
Stop mode	Torque ramp, dynamic braking, DC injection
Motor thermal protection	Embedded electronic thermal relay, PTC, PT100
Connectivity	Modbus serial (embedded)
	Modbus TCP
	EtherNet/IP PROFINET PROFIBUS DP CANopen
Markings and Certifications	CE, c.UL.us, CCC, EAC, RCM, UKCA, DNV ABS, BV CCS

Please contact Customer Care Center for Stockable and Non stockable status of references.

NORMAL STOCK ITEMS

W.E.F. January 17th, 2024

Soft Starter Selection

Refer to the following table to select ATS480 compatible with the ATS48 to substitute.

Legacy offers		→	New offers
ATS48●●●Q 230...415 Vac	ATS48●●●Y 208...690 Vac		ATS480●●●Y 208...690 Vac
ATS48D17Q	ATS48D17Y		ATS480D17Y
ATS48D22Q	ATS48D22Y		ATS480D22Y
ATS48D32Q	ATS48D32Y		ATS480D32Y
ATS48D38Q	ATS48D38Y		ATS480D38Y
ATS48D47Q	ATS48D47Y		ATS480D47Y
ATS48D62Q	ATS48D62Y		ATS480D62Y
ATS48D75Q	ATS48D75Y		ATS480D75Y
ATS48D88Q	ATS48D88Y		ATS480D88Y
ATS48C11Q	ATS48C11Y		ATS480C11Y
ATS48C14Q	ATS48C14Y		ATS480C14Y
ATS48C17Q	ATS48C17Y		ATS480C17Y
ATS48C21Q	ATS48C21Y		ATS480C21Y
ATS48C25Q	ATS48C25Y		ATS480C25Y
ATS48C32Q	ATS48C32Y		ATS480C32Y
ATS48C41Q	ATS48C41Y		ATS480C41Y
ATS48C48Q	ATS48C48Y		ATS480C48Y
ATS48C59Q	ATS48C59Y		ATS480C59Y
ATS48C66Q	ATS48C66Y		ATS480C66Y
ATS48C79Q	ATS48C79Y		ATS480C79Y
ATS48M10Q	ATS48M10Y		ATS480M10Y
ATS48M12Q	ATS48M12Y		ATS480M12Y

The specific legacy references and their functionality are included in the substitution:

Specific Legacy offers	→	New offers
ATS48●●●YS316, ability to set in Delta up to 500 V		
ATS48●●●YS338, tropicalization coating		
ATS48●●●QS338, tropicalization coating		

Please contact Customer Care Center for Stockable and Non stockable status of references.

NORMAL STOCK ITEMS

W.E.F. January 17th, 2024

Green Premium™

Enhance sustainability with Altivar™ Soft Starter ATS480

Superior environmental performance thanks to upgradability and modernization solutions

Altivar™ Soft Starter ATS480 is RoHS and REACH compliant

- Transparent environment information
- Life Cycle Analysis, compliant with ISO 14025
- Circularity Profile

Altivar™ Soft Starter ATS480 brings key benefits to help you achieve superior upgradable performance by enhancing its embedded functionality and performance capabilities for both hardware and software. ATS480 also extends the service life of ATS48 equipment: ATS480 replaces ATS48 while keeping the same footprint, circuit breaker, contactors, cables, and behavior of the process, making way for evolution.

The additional power options and the cybersecurity-compliant firmware upgradability capabilities of the Altivar™ Soft Starter ATS480 can help you to maximize process continuity and operation, as well as reduce your operational expenses, by avoiding the need to replace your soft starter or modify your existing installation as a retrofit.

Benefits

- Enable a secure and digital area
- Reduce your engineering time and cost
- Help to secure your operations
- Reduce downtime
- Extend the service life of ATS48 equipment
- Make way for evolution
- Preserve your initial investment



Communication and Wi-Fi modules

The additional communication modules allow you to easily integrate Altivar™ Soft Starter ATS480 in your scalable automation system. Together with the Wi-Fi access point, they bring easy access to the real data provided by the soft starter, aiding its digitization and easy integration in Industry 4.0 technologies.

Cybersecurity-compliant firmware upgrade

You have the possibility to upgrade the Altivar™ Soft Starter ATS480 firmware. Available on se.com, the firmware is digitally signed and can only be applied if authenticity is verified by the ATS480.

Graphic display terminal and dynamic QR code

In addition to the detailed warnings and detected errors available on the removable plain text display terminal, the graphic display terminal provides contextual troubleshooting and direct access to the appropriate page of the documentation via a dynamic QR code.

Power options (line chokes, bypass contactor)

The power options of Altivar™ Soft Starter ATS480 bring you the possibility to improve the power quality and efficiency of your installation. These options also improve the continuity of service of the installation and its robustness.



Experience our offer on se.com/green-premium



Product selector for ATS480



EcoStruxure™ Motor Control Configurator



EcoStruxure™ Motor Management Design

Altistart™ 480

ATS480 in-line								
Motor nameplate								ATS480
Rated operational voltage (Ue)								
Rated motor power								
230 V	400 V	440 V	500 V	525 V	660 V	690 V		
kW	kW	kW	kW	kW	kW	kW	Reference	Unit MRP [€]
Normal duty applications								
4	7.5	7.5	9	9	11	15	ATS480D17Y	On Request
5.5	11	11	11	11	15	18.5	ATS480D22Y	On Request
7.5	15	15	18.5	18.5	22	22	ATS480D32Y	On Request
9	18.5	18.5	22	22	30	30	ATS480D38Y	On Request
11	22	22	30	30	37	37	ATS480D47Y	On Request
15	30	30	37	37	45	45	ATS480D62Y	On Request
18.5	37	37	45	45	55	55	ATS480D75Y	On Request
22	45	45	55	55	75	75	ATS480D88Y	On Request
30	55	55	75	75	90	90	ATS480C11Y	On Request
37	75	75	90	90	110	110	ATS480C14Y	On Request
45	90	90	110	110	132	160	ATS480C17Y	On Request
55	110	110	132	132	160	200	ATS480C21Y	On Request
75	132	132	160	160	220	250	ATS480C25Y	On Request
90	160	160	220	220	250	315	ATS480C32Y	On Request
110	220	220	250	250	355	400	ATS480C41Y	On Request
132	250	250	315	315	400	500	ATS480C48Y	On Request
160	315	355	400	400	560	560	ATS480C59Y	On Request
–	355	400	–	–	630	630	ATS480C66Y	On Request
220	400	500	500	500	710	710	ATS480C79Y	On Request
250	500	630	630	630	900	900	ATS480M10Y	On Request
355	630	710	800	800	–	–	ATS480M12Y	On Request
Heavy duty applications								
3	5.5	5.5	7.5	7.5	9	11	ATS480D17Y	On Request
4	7.5	7.5	9	9	11	15	ATS480D22Y	On Request
5.5	11	11	11	11	15	18.5	ATS480D32Y	On Request
7.5	15	15	18.5	18.5	22	22	ATS480D38Y	On Request
9	18.5	18.5	22	22	30	30	ATS480D47Y	On Request
11	22	22	30	30	37	37	ATS480D62Y	On Request
15	30	30	37	37	45	45	ATS480D75Y	On Request
18.5	37	37	45	45	55	55	ATS480D88Y	On Request
22	45	45	55	55	75	75	ATS480C11Y	On Request
30	55	55	75	75	90	90	ATS480C14Y	On Request
37	75	75	90	90	110	110	ATS480C17Y	On Request
45	90	90	110	110	132	160	ATS480C21Y	On Request
55	110	110	132	132	160	200	ATS480C25Y	On Request
75	132	132	160	160	220	250	ATS480C32Y	On Request
90	160	160	220	220	250	315	ATS480C41Y	On Request
110	220	220	250	250	355	400	ATS480C48Y	On Request
132	250	250	315	315	400	500	ATS480C59Y	On Request
160	315	355	400	400	560	560	ATS480C66Y	On Request
–	355	400	–	–	630	630	ATS480C79Y	On Request
220	400	500	500	500	710	710	ATS480M10Y	On Request
250	500	630	630	630	900	900	ATS480M12Y	On Request

Please contact Customer Care Center for Stockable and Non stockable status of references.

NORMAL STOCK ITEMS

W.E.F. January 17th, 2024



Harmony Relays

Electromechanical, Timer and control Relays

Enhance **operational efficiency** and **optimize equipment availability** with our widest range of relays. Harmony relays are designed, manufactured, and tested to meet your needs for both wired logic functions and PLC Interfaces.



- **Wide choice:** 1C/O 10 A – 2C/O 5 A, 6 VDC – 230 VAC, multifunctional features
- **Robust installation:** fast-on pin terminal
- **Easy to use:** optional status indication and test function
- **Safe to perform:** feasibility to add protection modules (diode, diode + LED, RC circuit, or varistor + LED)
- **Space saving:** only 16 mm socket for 2C/O

RXG Interface Relays



Description	Relay	Control Circuit Voltage (V)	Reference	Unit MRP [₹]	
1CO 6 Pin Relay Standard cover lockable test button					
Without LED indicator	1 CO - 10 A	24V	DC	RXG11BD	558
	1 CO - 10 A	24V	AC	RXG11B7	714
	1 CO - 10 A	120V	AC	RXG11F7	735
	1 CO - 10 A	230V	AC	RXG11P7	694
1CO 6 Pin Relay Standard cover lockable test button					
With LED indicator	1 CO - 10 A	24V	DC	RXG12BD	629
	1 CO - 10 A	24V	AC	RXG12B7	755
	1 CO - 10 A	120V	AC	RXG12F7	755
	1 CO - 10 A	230V	AC	RXG12P7	755
1CO 6 Pin Relay without locable test button					
With LED indicator	1 CO - 10 A	24V	DC	RXG13BD	586
	1 CO - 10 A	120V	AC	RXG13F7	803
	1 CO - 10 A	230V	AC	RXG13P7	739
1CO 6 Pin Relay without locable test button					
Without LED indicator	1 CO - 10 A	12V	DC	RXG15JD	517
	1 CO - 10 A	24V	DC	RXG15BD	528
	1 CO - 10 A	230V	AC	RXG15P7	629
2CO 8 Pin Relay Standard cover lockable test button					
Without LED indicator	2 CO - 5 A	12V	DC	RXG21JD	639
	2 CO - 5 A	24V	DC	RXG21BD	628
	2 CO - 5 A	120V	AC	RXG21F7	762
	2 CO - 5 A	220V	AC	RXG21M7	820
	2 CO - 5 A	230V	AC	RXG21P7	748
2CO 8 Pin Relay Standard cover lockable test button					
With LED indicator	2 CO - 5 A	24V	DC	RXG22BD	699
	2 CO - 5 A	48V	DC	RXG22ED	724
	2 CO - 5 A	24V	AC	RXG22B7	840
	2 CO - 5 A	120V	AC	RXG22F7	840
	2 CO - 5 A	220V	AC	RXG22M7	824
	2 CO - 5 A	230V	AC	RXG22P7	840
2CO 8 Pin Relay Standard cover without lockable test button					
With LED indicator	2 CO - 5 A	24V	DC	RXG23BD	655
	2 CO - 5 A	24V	AC	RXG23B7	793
	2 CO - 5 A	120V	AC	RXG23F7	793
	2 CO - 5 A	220V	AC	RXG23M7	793
	2 CO - 5 A	230V	AC	RXG23P7	807
2CO 8 Pin Relay Standard cover without lockable test button					
Without LED indicator	2 CO - 5 A	12V	DC	RXG25JD	557
	2 CO - 5 A	24V	DC	RXG25BD	567
	2 CO - 5 A	220V	AC	RXG25M7	735
	2 CO - 5 A	230V	AC	RXG25P7	695

Please contact Customer Care Center for Stockable and Non stockable status of references.

NORMAL STOCK ITEMS

W.E.F. January 17th, 2024



- 5A relay with 2C/O contacts or 3A relay with 4 C/O contacts
- Mechanical indicator with transparent cover
- Power On™ LED for readiness
- Socket for both DIN-rail and panel mounting
- Eco-design with ROHS, CE, GOST

RXM Miniature Relays

Description	Relay	Control Circuit Voltage (V)		Reference	Unit MRP [₹]
2 CO 8 Pin relays Without lockable test button					
Without LED indicator	2 CO - 5 A	24V	DC	RXM2LB1BD	423
	2 CO - 5 A	24V	AC	RXM2LB1B7	442
	2 CO - 5 A	120V	AC	RXM2LB1F7	442
	2 CO - 5 A	230V	AC	RXM2LB1P7	433
With LED indicator	2 CO - 5 A	24V	DC	RXM2LB2BD	455
	2 CO - 5 A	48V	DC	RXM2LB2ED	488
	2 CO - 5 A	24V	AC	RXM2LB2B7	488
	2 CO - 5 A	120V	AC	RXM2LB2F7	488
	2 CO - 5 A	230V	AC	RXM2LB2P7	455
4 CO 14 Pin relays Without lockable test button					
Without LED indicator	4 CO - 3 A	12V	DC	RXM4LB1JD	598
	4 CO - 3 A	24V	DC	RXM4LB1BD	488
	4 CO - 3 A	24V	AC	RXM4LB1B7	536
	4 CO - 3 A	230V	AC	RXM4LB1P7	488
With LED indicator	4 CO - 3 A	12V	DC	RXM4LB2JD	550
	4 CO - 3 A	24V	DC	RXM4LB2BD	515
	4 CO - 3 A	48V	DC	RXM4LB2ED	550
	4 CO - 3 A	24V	AC	RXM4LB2B7	550
	4 CO - 3 A	120V	AC	RXM4LB2F7	550
	4 CO - 3 A	230V	AC	RXM4LB2P7	515

Description	Type	Reference	Unit MRP [₹]
Sockets			
Mixed,screw clamp term, for RXM2L range	Socket	RXZE1M2C	214
Mixed,screw clamp term, for RXM4L range	Socket	RXZE1M4C	273
Metal clamp for RXZE1M2C	Accessory	RXZ420	51

Please contact Customer Care Center for Stockable and Non stockable status of references.

NORMAL STOCK ITEMS

W.E.F. January 17th, 2024

RXM*NB Miniature Relays

Description	Relay	Control Circuit Voltage (V)		Reference	Unit MRP [₹]
Miniature Relays without Lockable Test-Button					
With LED indicators	2 CO - 10 A	24V	DC	RXM2NB3BD	492
	2 CO - 10 A	120V	DC	RXM2NB3FD	545
	2 CO - 10 A	220V	DC	RXM2NB3MD	696
	2 CO - 10 A	230V	AC	RXM2NB3P7	545
	2 CO - 10 A	24V	DC	RXM4NB3BD	608
	2 CO - 10 A	120V	AC	RXM4NB3F7	619
	2 CO - 10 A	230V	AC	RXM4NB3P7	579

Description	Connection	Relay Type	Reference	Unit MRP [₹]
Sockets for RXMNB Relays				
Mixed	Screw Clamp connector	RXN2N	RXZE2M2N	229
Mixed	Screw Clamp connector	RXN4N	RXZE2M4N	261

RPM Power Relay

Description	Relay	Control Circuit Voltage (V)		Reference	Unit MRP [₹]
Power Relay					
With LED Indicators	1 CO - 15 A	24V	DC	RPM12BD	873
	2 CO - 15 A	24 V	DC	RPM22BD	1158
	2 CO - 15 A	120V	AC	RPM22F7	1556
	2 CO - 15 A	230V	AC	RPM22P7	1305
	3 CO - 15 A	24V	DC	RPM32BD	1474
	3 CO - 15 A	230V	AC	RPM32P7	1503
	4 CO - 15 A	24V	DC	RPM42BD	1417
	4 CO - 15 A	48V	DC	RPM42ED	1512
	4 CO - 15 A	110V	DC	RPM42FD	1536
	4 CO - 15 A	24V	AC	RPM42B7	1401
	4 CO - 15 A	48V	AC	RPM42E7	1465
	4 CO - 15 A	110V	AC	RPM42F7	1574
	4 CO - 15 A	230V	AC	RPM42P7	1392

Description	Connection	Relay Type	Reference	Unit MRP [₹]
Sockets				
Mixed	Screw Clamp connector	RPM1	RPZF1	562
Mixed	Screw Clamp connector	RPM2	RPZF2	564
Mixed	Screw Clamp connector	RPM3	RPZF3	996
Mixed	Screw Clamp connector	RPM4	RPZF4	962
Clips And Legends				
Metal maintaining clamp - for relay socket RPZF1			RPZR235	151

Please contact Customer Care Center for Stockable and Non stockable status of references.

NORMAL STOCK ITEMS

W.E.F. January 17th, 2024



- High-performance EMR Relays to ensure machine and system availability.
- Flexible choices with different contact numbers, current, and control coil voltages.
- 12A relay with 2C/O contacts or 6A relay with 4 C/O contacts
- One step lockable test button
- Mechanical indicator for contact status
- Power on" LED for readines

RXM Miniature Relays

Description	Relay	Control Circuit Voltage (V)	Reference	Unit MRP [₹]
2CO 8 Pin Relay Standard cover lockable test button				
Without LED indicator	2 CO - 12 A	12V DC	RXM2AB1JD	659
	2 CO - 12 A	24V DC	RXM2AB1BD	634
	2 CO - 12 A	48V DC	RXM2AB1ED	696
	2 CO - 12 A	110V DC	RXM2AB1FD	665
	2 CO - 12 A	24V AC	RXM2AB1B7	659
	2 CO - 12 A	48V AC	RXM2AB1E7	659
	2 CO - 12 A	120V AC	RXM2AB1F7	659
	2 CO - 12 A	230V AC	RXM2AB1P7	634
2CO 8 Pin Relay Standard cover lockable test button				
With LED indicator	2 CO - 12 A	12V DC	RXM2AB2JD	688
	2 CO - 12 A	24V DC	RXM2AB2BD	659
	2 CO - 12 A	48V DC	RXM2AB2ED	726
	2 CO - 12 A	110V DC	RXM2AB2FD	675
	2 CO - 12 A	24V AC	RXM2AB2B7	683
	2 CO - 12 A	48V AC	RXM2AB2E7	675
	2 CO - 12 A	120V AC	RXM2AB2F7	688
	2 CO - 12 A	230V AC	RXM2AB2P7	659
3CO 11 Pin Relay Standard cover with lockable test button				
With LED indicator	3 CO - 10 A	12V DC	RXM3AB1JD	881
	3 CO - 10 A	24V DC	RXM3AB1BD	880
	3 CO - 10 A	24V AC	RXM3AB1B7	981
	3 CO - 10 A	120V AC	RXM3AB1F7	906
	3 CO - 10 A	230V AC	RXM3AB1P7	906
3 CO 11 Pin Relay Standard cover with lockable test button				
Without LED indicator	3 CO - 10 A	24V DC	RXM3AB2BD	842
	3 CO - 10 A	48V DC	RXM3AB2ED	1036
	3 CO - 10 A	110V DC	RXM3AB2FD	975
	3 CO - 10 A	24V AC	RXM3AB2B7	916
	3 CO - 10 A	120V AC	RXM3AB2F7	881
	3 CO - 10 A	230V AC	RXM3AB2P7	881
4CO 14 Pin Relay Standard cover with lockable test button				
With LED indicator	4 CO - 6 A	12V DC	RXM4AB1JD	789
	4 CO - 6 A	24V DC	RXM4AB1BD	789
	4 CO - 6 A	48V DC	RXM4AB1ED	879
	4 CO - 6 A	110V DC	RXM4AB1FD	879
	4 CO - 6 A	24V AC	RXM4AB1B7	805
	4 CO - 6 A	48V AC	RXM4AB1E7	827
	4 CO - 6 A	120V AC	RXM4AB1F7	805
	4 CO - 6 A	230V AC	RXM4AB1P7	805
4 CO 14 Pin Relay Standard cover with lockable test button				
Without LED indicator	4 CO - 6 A	12V DC	RXM4AB2JD	920
	4 CO - 6 A	24V DC	RXM4AB2BD	874
	4 CO - 6 A	48V DC	RXM4AB2ED	920
	4 CO - 6 A	110V DC	RXM4AB2FD	920
	4 CO - 6 A	24V AC	RXM4AB2B7	937
	4 CO - 6 A	48V AC	RXM4AB2E7	937
	4 CO - 6 A	120V AC	RXM4AB2F7	937
	4 CO - 6 A	230V AC	RXM4AB2P7	891

Please contact Customer Care Center for Stockable and Non stockable status of references.

NORMAL STOCK ITEMS

W.E.F. January 17th, 2024

RXM Miniature Relays

Description	Connection	Relay Type	Thermal Current (Ith)	Reference	Unit MRP [₹]
Sockets					
Mixed contact	Screw Clamp	RXM2* / RXM4*	10A	RXZE2M114	334
	Screw Connector	RXM2* / RXM4*	10A	RXZE2M114M	300
Separate	Screw Connector	RXM2*	12A	RXZE2S108M	348
	Screw Connector	RXM3*	10A	RXZE2S111M	385
	Screw Connector	RXM4*	10A	RXZE2S114M	411

Description	Voltage V	For use with	Reference	Unit MRP [₹]
Sockets				
Diode	6...250 V DC	All Aockets	RXM040W	157
RC Circuit	24..60 V AC	All Aockets	RXM041BN7	168
	110..240 V AC	All Aockets	RXM041FU7	168
RC Circuit	6..24 V AC/DC	All Aockets	RXM021RB	198
	24..60 V AC/DC	All Aockets	RXM021BN	198
	110..240 V AC/DC	All Aockets	RXM021FP	188



RE17 Electronic Timers

NEW

Description	Supply Voltage	Time Range	Output	Reference	Unit MRP [₹]
RE10 Timers					
MultiFunction	24 V DC, 24...240 V AC	1 s .. 100 h	1 CO	RE10RMMU	2045
RE17 Timers					
On Delay	24 ...240 V AC/DC	0.1 s .. 100 h	1 CO SS	RE17LAMW	2879
Off -delay	24 ...240 V AC	1 s .. 100 h	1 CO SS	RE17LCBM	3367
Interval on delay	24 ...240 V AC	1 s .. 100 h	1 CO SS	RE17LHBM	4307
Asymmetrical flashing	24 ...240 V AC	1 s .. 100 h	1 CO SS	RE17LLBM	3539
Multifunction	24 ...240 V AC	1 s .. 100 h	1 CO SS	RE17LMBM	3467
On Delay	24 VDC /24...240 VAC	1 s .. 100 h	1 CO	RE17RAMU	2701
Single Interval	24 VDC /24...240 VAC	1 s .. 100 h	1 CO	RE17RBMU	4015
Off- Delay	24 VDC /24...240 VAC	1 s .. 100 h	1 CO	RE17RCMU	2825
Interval on delay	24 VDC /24...240 VAC	1 s .. 100 h	1 CO	RE17RHMU	2906
Asymmetrical flashing	24 VDC /24...240 VAC	1 s .. 100 h	1 CO	RE17RLMU	3777
Multifunction	12 V DC	1 s .. 100 h	1 CO	RE17RMJU	3573
Multifunction	24 VDC /24...240 VAC	1 s .. 100 h	1 CO	RE17RMMU	3473
Multifunction	12 ...240 VAC/DC	0.1 s .. 100 h	1 CO	RE17RMMW	3868
Multifunction	12 ...240 VAC/DC	0.1 s .. 100 h	1 CO	RE17RMMWS	4166
Multifunction	24 VDC /24...240 VAC	0.1 s .. 100 h	1 CO	RE17RMXMU	4369
Multifunction	24 VDC /24...240 VAC	0.1 s .. 10 h	1 CO	RE17RMEMU	3427



RE22 Electronic Timers

Description	Supply Voltage	Time Range	Output	Reference	Unit MRP [₹]
RM22 Timers					
On Delay	24 ...240 V AC/DC	0.05s...300h	1 CO	RE22R1AMR	4982
Off Delay	24 ...240 V AC/DC	0.05s...300h	1 CO	RE22R1CMR	9467
Off Delay	24 ...240 V AC/DC	0.05s...10min	1 CO	RE22R1KMR	11232
Asymmetrical flashing	24 ...240 V AC/DC	0.05s...300h	1 CO	RE22R1MLMR	7825
Multi function	24 ...240 V AC/DC	0.05s...300h	1 CO	RE22R1MYMR	7621
Start Delta	24 VDC /24...240 VAC	0.05s...300s	1 CO	RE22R1QCMU	5936
Start Delta	230/380 V AC	1s...100h	1 CO	RE22R1QMQ	4788
Start Delta	24 VDC /24...240 VAC	1s...100h	1 CO	RE22R1QMU	5620
On Delay	24 ...240 V AC/DC	0.05s...300h	2 CO	RE22R2AMR	9565
Off Delay	24 VDC /24...240 VAC	1s...100h	2 CO	RE22R2AMU	4700
Off Delay	24 ...240 V AC/DC	0.05s...300h	2 CO	RE22R2CMR	13784
Asymmetrical flashing	24 ...240 V AC/DC	0.05s...300h	2 CO	RE22R2DMR	7825
Off Delay	24 ...240 V AC/DC	0.05s...10min	2 CO	RE22R2KMR	13760
Multi function	24 ...240 V AC/DC	1s...100h	2 CO	RE22R2MMU	4721
Multi function	12 ...240 VAC/DC	1s...100h	2 CO	RE22R2MMW	5393
Multi function	24 ...240 V AC/DC	0.05s...300h	2 CO	RE22R2MYMR	15355
Start Delta	24 ...240 V AC/DC	0.05s...30s	2 CO	RE22R2QEMR	7207
Start Delta	24 ...240 V AC/DC	0.05s...300h	2 CO	RE22R2QGMR	10789
Start Delta	24 ...240 V AC/DC	0.05s...300h	2 CO	RE22R2QTMR	7582

Please contact Customer Care Center for Stockable and Non stockable status of references.

NORMAL STOCK ITEMS

W.E.F. January 17th, 2024



Control - Monitoring & Control Relays

Description	Supply Voltage	Measurement Range	Time Range	Output	Reference	Unit MRP [₹]
RM10 Measurement & Control Relays						
3 Phase Multifunction	Self Powered	208...480 VAC	-	1 CO	RM10TE00	3001
3 Phase Multifunction	Self Powered	183...528 VAC	-	1 CO	RM10TG00	2770
RM17 Measurement & Control Relays (self Powered)						
3 Ø: Phase loss/ Phase sequence	Self Powered	208...480 VAC	-	1 CO	RM17TG00	14408
3 Ø: Phase loss/ Phase sequence	Self Powered	208...440 VAC	-	2 CO	RM17TG20	3851
Phase Sequence, Phase,loss,Undervoltage	Self Powered	208...480 VAC	-	1 CO	RM17TU00	7743
Phase Sequence, Phase,loss, Asymmetry	Self Powered	208...480 VAC	-	1 CO	RM17TA00	9461
Multifunction	Self Powered	208...480 VAC	-	1 CO	RM17TE00	24699
1 phase under or overvoltage control	Self Powered	20 to 80 VAC/DC	0.1 - 10 s	1 CO	RM17UAS16	6454
1 phase under or overvoltage control	Self Powered	65 to 260 VAC/DC	0.1 - 10 s	1 CO	RM17UAS15	7743
1 phase/ under or overvoltage control in window	Self Powered		0.1 - 10 s	1 CO	RM17UBE15	20359

Description	Supply Voltage	Measurement Range	Time Range	Output	Reference	Unit MRP [₹]
RM22 Measurement & Control Relays						
Phase loss/ Phase sequence	Self powered	208...480 VAC	-	2 CO	RM22TG20	5860
Multifunction	Self powered	208...480 VAC	0.1..30 s	2 CO	RM22TR33	4562
Phase Sequence, Phase,loss,Undervoltage	Self powered	208...480 VAC	-	2 CO	RM22TU23	7759
Under or overvoltage	24...240 VAC	1...100 VAC/DC	0.1..30 s	2 CO	RM22UA32MR	11849
Under or overvoltage	24...240 VAC	15...500 VAC/DC	0.1..30 s	2 CO	RM22UA33MR	10404
Under or overcurrent	24...240 VAC	4mA...1A	0.1..30 s	2 CO	RM22JA31MR	11064
Level Control	24...240 VAC	4K...100K ohm	-	1 CO	RM22LG11MR	5917
RM35 Measurement & control relays						
Multifunction	Self powered	220...480 VAC	-	2C/O	RM35TF30	On Request
Under or overvoltage P-N	Self powered	120...277 VAC	-	2C/O	RM35UB3N30	On Request
Over or undervoltage	24...240 VAC/DC	15...600 VAC/DC	-	2C/O	RM35UA13MW	On Request
over or undercurrent	24...240 VAC/DC	0.15...15A	-	2C/O	RM35JA32MW	On Request
Liquid level control	24...240 VAC/DC	-	-	1 C/O	RM35LV14MW	On Request
Liquid level control	24...240 VAC/DC	-	-	2C/O	RM35LM33MW	On Request
Under or overspeed	24...240 VAC/DC	-	-	1 C/O	RM35S0MW	On Request

Please contact Customer Care Center for Stockable and Non stockable status of references.

NORMAL STOCK ITEMS





W.E.F. January 17th, 2024



Control & Signaling Unit

Push Buttons, Switches and Pilot Lights

Pilot lights

Description	Supply Voltage	Colour	Reference	Unit MRP [₹]
	~/- 12V	White	XA2EVJ1LC	211
	~/- 12V	Green	XA2EVJ3LC	189
	~/- 12V	Red	XA2EVJ4LC	189
	~/- 12V	Amber	XA2EVJ5LC	189
	~/- 12V	Blue	XA2EVJ6LC	280
	~/- 12V	Yellow	XA2EVJ8LC	189
	~/- 24V	White	XA2EVB1LC	211
	~/- 24V	Green	XA2EVB3LC	189
	~/- 24V	Red	XA2EVB4LC	189
	~/- 24V	Amber	XA2EVB5LC	189
	~/- 24V	Blue	XA2EVB6LC	280
	~/- 24V	Yellow	XA2EVB8LC	189
	~/- 30V	White	XA2EVC1LC	211
	~/- 30V	Green	XA2EVC3LC	189
	~/- 30V	Red	XA2EVC4LC	189
	~/- 30V	Amber	XA2EVC5LC	189
	~/- 30V	Blue	XA2EVC6LC	280
	~/- 30V	Yellow	XA2EVC8LC	189
	~/- 48V	White	XA2EVE1LC	211
	~/- 48V	Green	XA2EVE3LC	189
	~/- 48V	Red	XA2EVE4LC	189
	~/- 48V	Amber	XA2EVE5LC	189
	~/- 48V	Blue	XA2EVE6LC	280
	~/- 48V	Yellow	XA2EVE8LC	189
	~/- 60...63.5 V	White	XA2EVEE1LC	211
	~/- 60...63.5 V	Green	XA2EVEE3LC	189
	~/- 60...63.5 V	Red	XA2EVEE4LC	189
	~/- 60...63.5 V	Amber	XA2EVEE5LC	189
	~/- 60...63.5 V	Blue	XA2EVEE6LC	280
	~/- 60...63.5 V	Yellow	XA2EVEE8LC	189
	~/- 110 V	White	XA2EVF1LC	219
	~/- 110 V	Green	XA2EVF3LC	189
	~/- 110 V	Red	XA2EVF4LC	189
	~/- 110 V	Amber	XA2EVF5LC	189
	~/- 110 V	Blue	XA2EVF6LC	309
	~/- 110 V	Yellow	XA2EVF8LC	189
	- 220 V	White	XA2EVMD1LC	263
	- 220 V	Green	XA2EVMD3LC	254
	- 220 V	Red	XA2EVMD4LC	238
	- 220 V	Amber	XA2EVMD5LC	263
	- 220 V	Blue	XA2EVMD6LC	530
	- 220 V	Yellow	XA2EVMD8LC	238
	~ 220 ... 230 V	White	XA2EVM1LC	211
	~ 220 ... 230 V	Green	XA2EVM3LC	189
	~ 220 ... 230 V	Red	XA2EVM4LC	189
	~ 220 ... 230 V	Amber	XA2EVM5LC	189
	~ 220 ... 230 V	Blue	XA2EVM6LC	280
	~ 220 ... 230 V	Yellow	XA2EVM8LC	189
	~ 380 ... 400 V	White	XA2EVQ1LC	290
	~ 380 ... 400 V	Green	XA2EVQ3LC	290
	~ 380 ... 400 V	Red	XA2EVQ4LC	280
	~ 380 ... 400 V	Amber	XA2EVQ5LC	309
	~ 380 ... 400 V	Blue	XA2EVQ6LC	623
	~ 380 ... 400 V	Yellow	XA2EVQ8LC	280

Please contact Customer Care Center for Stockable and Non stockable status of references.

NORMAL STOCK ITEMS

W.E.F. January 17th, 2024

Pushbuttons

Description	Contacts	Color	Reference	Unit MRP [₹]
Pushbuttons plastic circular bezel - complete, spring return				
Flush unmarked	1 NO	White	XB5AA11N	192
Flush unmarked	1 NO	Black	XB5AA21N	180
Flush unmarked	1 NO	Green	XB5AA31N	180
Flush unmarked	1 NO	Yellow	XB5AA51N	180
Flush unmarked	1 NO	Blue	XB5AA61N	180
Flush unmarked	1 NC	Red	XB5AA42N	180
Flush unmarked	1 NO	Red	XB5AA41N	180
Projecting	1 NC	Red	XB5AL42N	219
Double headed Pushbutton	1 NO + 1 NC	Green	XB5AL845N	1272
Flush with silicon transparent boot	1 NO	Green	XB5AP31N	275

Illuminated Pushbuttons

Description	Contacts	Color	Reference	Unit MRP [₹]
Illuminated Pushbuttons plastic circular bezel - complete, Clear Lens				
Flush Integral LED 24V AC/DC	1 NO	White	XB5AW31B1N	528
Flush Integral LED 24V AC/DC	1 NO	Green	XB5AW33B1N	528
Flush Integral LED 24V AC/DC	1 NC	Red	XB5AW34B2N	528
Flush Integral LED 24V AC/DC	1 NO	Yellow	XB5AW35B1N	528
Flush Integral LED 24V AC/DC	1 NO	Amber	XB5AW38B1N	590
Flush Integral LED 24V AC/DC	1 NO	Blue	XB5AW36B1N	1020
Flush Integral LED 110V AC	1 NO	Green	XB5AW33G1N	642
Flush Integral LED 110V AC	1 NC	Red	XB5AW34G2N	642
Flush Integral LED 230V AC	1 NO	White	XB5AW31M1N	601
Flush Integral LED 230V AC	1 NO	Green	XB5AW33M1N	528
Flush Integral LED 230V AC	1 NC	Red	XB5AW34M2N	528
Flush Integral LED 230V AC	1 NO	Yellow	XB5AW35M1N	528
Flush Integral LED 230V AC	1 NO	Amber	XB5AW38M1N	590
Flush Integral LED 230V AC	1 NO	Blue	XB5AW36M1N	1020

* Clear type illuminated Push buttons are provided with striated lens.

Pilot Lights

Description	Supply Voltage V	Color	Reference	Unit MRP [₹]
With smooth lens (except clear colour)				
Direct Integral LED	24V AC/DC	White	XB7EV01BPN	293
Direct Integral LED	24V AC/DC	Green	XB7EV03BPN	272
Direct Integral LED	24V AC/DC	Red	XB7EV04BPN	272
Direct Integral LED	24V AC/DC	Yellow	XB7EV05BPN	272
Direct Integral LED	24V AC/DC	Amber	XB7EV08BPN	272
Direct Integral LED	24V AC/DC	Blue	XB7EV06BPN	558
Direct Integral LED	120V AC	White	XB7EV01GPN	326
Direct Integral LED	120V AC	Green	XB7EV03GPN	272
Direct Integral LED	120V AC	Red	XB7EV04GPN	272
Direct Integral LED	120V AC	Yellow	XB7EV05GPN	272
Direct Integral LED	120V AC	Amber	XB7EV08GPN	272
Direct Integral LED	120V AC	Blue	XB7EV06GPN	272
Direct Integral LED	230V AC	White	XB7EV01MPN	293
Direct Integral LED	230V AC	Green	XB7EV03MPN	272
Direct Integral LED	230V AC	Red	XB7EV04MPN	272
Direct Integral LED	230V AC	Yellow	XB7EV05MPN	272
Direct Integral LED	230V AC	Amber	XB7EV08MPN	272
Direct Integral LED	230V AC	Blue	XB7EV06MPN	558

* Clear type pilot lights are provided with striated lens.

Please contact Customer Care Center for Stockable and Non stockable status of references.

NORMAL STOCK ITEMS

W.E.F. January 17th, 2024

Biometric Switches

Description	Reference	Unit MRP [₹]
Bistable biometric switch, 24 V DC - PNP - by 2m cable	XB5S1B2L2	40275
Bistable biometric switch, 24 V DC - PNP - by M12 connector	XB5S1B2M12	42491
Monostable biometric switch, 24 V DC - PNP - by 2m cable	XB5S2B2L2	40803
Monostable biometric switch, 24 V DC - PNP - by M12 connector	XB5S2B2M12	42360

Accessories

Description	Reference	Unit MRP [₹]
Diameter 22 mm nut	ZB5SZ71	444

Selector Switch

Description	Type	Contacts	Color	Reference	Unit MRP [₹]
Selector Switch-Complete(Non-Illuminated)					
Standard Handle	2 Position stay put	1 NO	Black	XB5AD21N	444
	2 Position spring return, right to left	1 NO	Black	XB5AD41N	705
	3 Position stay put	2 NO	Black	XB5AD33N	484
	3 Position spring return to center	2 NO	Black	XB5AD53N	515
	3 Position spring return, left to center	2 NO	Black	XB5AD73N	601
	3 Position spring return, right to center	2 NO	Black	XB5AD83N	615
Long Handle	2 Position stay put	1 NO	Black	XB5AJ21N	499
	3 Position stay put	2 NO	Black	XB5AJ33N	533
	3 Spring return to center	2 NO	Black	XB5AJ53N	519
Key Switch	2 Position stay put L- Key release	1 NO	Black	XB5AG21N	679
	2 Position stay put R-L Key release	1 NO	Black	XB5AG41N	724
	2 Position spring return, right to left, L	1 NO	Black	XB5AG61N	1286
	3 Position stay put, All pos Key release	2 NO	Black	XB5AG03N	576
	3 Position stay put, Center Key release	2 NO	Black	XB5AG33N	795
	3 Position stay put, R-L Key release	2 NO	Black	XB5AG53N	804

Description	Supply Voltage	Contacts	Color	Reference	Unit MRP [₹]
Illuminated Selector Switch-Complete					
2 Position Stay put	24 VAC/ DC	1 NO	White	XB5AK121B1N	976
	24 VAC/ DC	1 NO	Green	XB5AK123B1N	761
	24 VAC/ DC	1 NC	Red	XB5AK124B2N	761
	24 VAC/ DC	1 NO	Yellow	XB5AK125B1N	761
2 Position Spring Return	24 VAC/ DC	1 NO	Green	XB5AK143B1N	1482
2 Position Stay put	230V AC	1 NO	White	XB5AK121M1N	976
	230V AC	1 NO	Green	XB5AK123M1N	761
	230V AC	1 NC	Red	XB5AK124M2N	761
	230V AC	1 NO	Yellow	XB5AK125M1N	845
2 Position Spring Return	230V AC	1 NC	Red	XB5AK144M2N	1943
3 Position Stay put	24 VAC/ DC	2 NO	Green	XB5AK133B3N	796
	24 VAC/ DC	1 NO+1 NC	Red	XB5AK134B5N	885
3 Position Spring Return	24 VAC/ DC	2 NO	White	XB5AK151B3N	963
	24 VAC/ DC	2 NO	Green	XB5AK153B3N	797
	24 VAC/ DC	1 NO+1 NC	Red	XB5AK154B5N	1292
	24 VAC/ DC	2 NO	Yellow	XB5AK155B3N	1292
3 Position Stay put	230 VAC	2 NO	Green	XB5AK133M3N	796
	230 VAC	1 NO+1 NC	Red	XB5AK134M5N	885
3 Position Spring Return	230 VAC	2 NO	Yellow	XB5AK135M3N	929
	230 VAC	2 NO	White	XB5AK151M3N	866
	230 VAC	2 NO	Green	XB5AK153M3N	797
	230 VAC	2 NO	Yellow	XB5AK155M3N	1292

Please contact Customer Care Center for Stockable and Non stockable status of references.

NORMAL STOCK ITEMS

W.E.F. January 17th, 2024

Mushhead Pushbutton

Description	Dia of Head	Type of Contact	Colour	Reference	Unit MRP [₹]
Mushroom Head Pushbuttons					
Spring return	40	1 NO	Black	XB5AC21N	373
	40	1 NO	Green	XB5AC31N	349
	40	1 NC	Red	XB5AC42N	349
	60	1 NO	Green	XB5AR31N	485
Emergency Switching Off Mushroom Head push button					
Turn to release	30	1 NC	Red	XB5AS442N	342
Turn to release	40	1 NC	Red	XB5AS542N	342
Key release (n°155)	40	1 NC	Red	XB5AS142N	624
Trigger action Turn to release	40	1 NO+ 1 NC	Red	XB5AS8445N	804
Trigger action key to release	40	1 NO+ 1 NC	Red	XB5AS9445N	796

Illuminated Pushbutton with yellow LED

Description	Supply Voltage	Type of Contact	Color	Reference	Unit MRP [₹]
Double Headed Pushbuttons (Spring return)					
1 flush push (marked "I") 1 pilot light 1 projecting push (marked "O")	24V AC/DC	NO+NC	Green+Red	XB5AW84B5N	1261
	230V AC	NO+NC	Green+Red	XB5AW84M5N	1261
Illuminated Emergency Switching Off Pushbutton (Mushroom head)					
Turn to release	24V AC/DC	NC	Red	XB5AW74B2N	1086
	230V AC	NC	Red	XB5AW74M2N	1155

Accessories

Description	Marking on Yellow background	Color	Reference	Unit MRP [₹]
Double Headed Pushbuttons (Spring return)				
Circular Legends for Emergency stop function	Emergency Stop	Yellow	ZBY9330N	135

Description	Contact Type	Reference	Unit MRP [₹]
Contact blocks with screw clamp terminal connections			
Single contact block	1 NO	ZBE101N	106
Single contact block	1 NC	ZBE102N	106

Description	Reference	Unit MRP [₹]
Contact blocks with screw clamp terminal connections		
Boot for cylindrical flush PB	ZBPAN	73

Please contact Customer Care Center for Stockable and Non stockable status of references.

NORMAL STOCK ITEMS

W.E.F. January 17th, 2024



Easy Harmony XB2

Just enough robust switch with added strength

Reliable, flexible and just enough



Easy Harmony XB2 Ø 22 mm metal modular push buttons and switches, are the basic products perfectly suited to meet majority of installation requirements, with metal features for added strength.

Designed for robust applications without compromising on ease of use, safety, flexibility and availability. Providing just enough and a little more.

Target Segments

Consumer packaging, material working, textile machine, printing, hoisting, process control, lift and elevator.



Ø 22 mm metal modular push buttons and switches

Fit for purpose

- Designed to be used in numerous control and signaling applications
- Easy selection of the key functions for standard applications
- Diameter Ø 22 mm for standard OEM and panel-builder applications

Robustness

- Metal bezels with metal fixing collars for impact endurance
- Excellent resistance to mechanical shocks and vibrations
- Metal screws for secure fix and grounding contact to the panel
- Conforming to CE, CCC and RoHS
- Tested and certified performance
- IP65
- Supports an operating temperature range from -25°C to +70°C

Easiness

- Simple installation with screwdriver
- Flexibility with sub-assemblies for easy mix and match of functionalities
- Simple modular design facilitates post installation servicing, modification and adaptation of machines by non-specialists
- Anti-loosening system for screw clamp terminals of contact blocks

Availability

- Supported by the service of Schneider Electric, a worldwide leader in automation and control
- Wide availability via an extensive distribution network

Type of functions	Contact functions				Contact and signaling functions	Signaling functions
Type of products	Pushbuttons	Emergency switching off and emergency stop pushbuttons	Selector and key switches	Special functions	Illuminated pushbuttons	Pilot lights
Description of range	Pushbuttons, spring return: flush push, mushroom head, projecting or booted	Emergency switching off and stop pushbuttons: turn to release and push-pull	Selector switches, 2- or 3-position standard or long handle or key switches	Joystick and buzzer	Illuminated pushbuttons with integral LED, spring return: flush push or projecting	Pilot lights with integral LED
Type references	XB2BA..C/ BC..C/ BL..C/ BP..C/BR..C (Complete) ZB2BA.C/ BC.C/BL.C/ BPC/ BR.C (Head)	XB2BS...C/ BT..C (Complete) ZB2BS..C/ BTC (Head)	XB2BD..C/ BJ..C/ BG..C (Complete) ZB2BD.C/ BJ.C/ BG.C (Head)	XD2PA.. CR (Joystick) XB2BS...C (Buzzer)	XB2BW3..1C (Complete) ZB2BW..C (Head)	XA2EV..LC

Please contact Customer Care Center for Stockable and Non stockable status of references.

NORMAL STOCK ITEMS

W.E.F. January 17th, 2024

Push Button Complete unit

Description	Contacts	Color	Reference	Unit MRP [₹]
Spring Return type				
Flush unmarked	1 NO	White	XB2BA11C	On Request
Flush unmarked	1 NO	Black	XB2BA21C	On Request
Flush unmarked	1 NO	Green	XB2BA31C	On Request
Flush unmarked	1 NC	Red	XB2BA42C	On Request
Flush unmarked	1 NO	Yellow	XB2BA51C	On Request
Flush unmarked	1 NO	Blue	XB2BA61C	On Request
With Marking "I"	1 NO	Green	XB2BA3311C	On Request
With Marking	1 NO	Black	XB2BA3351C	On Request
With Marking	1 NO	white	XB2BA3341C	On Request
With Marking "O"	1 NC	Red	XB2BA3322C	On Request
Spring Return type with Projecting push				
	1 NO	Green	XB2BL31C	On Request
	1 NC	Red	XB2BL42C	On Request
Spring Return , Booted Pushbutton				
	1 NO	Black	XB2BP21C	On Request
	1 NO	Green	XB2BP31C	On Request
	1 NC	Red	XB2BP42C	On Request
Spring Return , Mushroom Head Pushbutton				
40 mm	1 NO	Black	XB2BC21C	On Request
40 mm	1 NO	Green	XB2BC31C	On Request
40 mm	1 NO	Yellow	XB2BC51C	On Request
40 mm	1 NC	Red	XB2BC42C	On Request
60 mm	1 NO	Black	XB2BR21C	On Request

Emergency Switching Off PushButton

Description	Contacts	Color	Reference	Unit MRP [₹]
Mushroom Push button Head				
40 mm Push Pull	1 NC	Red	XB2BT42C	On Request
30 mm Turn to release	1 NC	Red	XB2BS442C	On Request
40 mm Turn to release	1 NC	Red	XB2BS542C	On Request
60 mm Turn to release	1 NC	Red	XB2BS642C	On Request

Emergency Stop Pushbutton

Description	Contacts	Color	Reference	Unit MRP [₹]
Mushroom Push button Head (complaint with IEC60947-5-5)				
40 mm Push Pull	1 NC	Red	XB2BT842C	On Request
40 mm Turn to Release	1 NC	Red	XB2BS8442C	On Request

Description	Contacts	Color	Reference	Unit MRP [₹]
Spring Return Illuminated Pushbutton				
24 V AC/DC with integral LED	1 NO	White	XB2BW31B1C	On Request
	1 NO	Green	XB2BW33B1C	On Request
	1 NO	Red	XB2BW34B1C	On Request
	1 NO	Orange	XB2BW35B1C	On Request
	1 NO	Blue	XB2BW36B1C	On Request
220-230 V AC with integral LED	1 NO	White	XB2BW31M1C	On Request
	1 NO	Green	XB2BW33M1C	On Request
	1 NO	Red	XB2BW34M1C	On Request
	1 NO	Yellow	XB2BW35M1C	On Request
	1 NO	Blue	XB2BW36M1C	On Request

Selector Switch

Description	Contacts	Color	Reference	Unit MRP [₹]
Spring Return type				
2 Position stay put	1 NO	Black	XB2BD21C	On Request
2 Position stay put	1 NO + 1 NC	Black	XB2BD25C	On Request
2 Position spring return, right to left	1 NO	Black	XB2BD41C	On Request
2 Position spring return, right to left	1 NO + 1 NC	Black	XB2BD45C	On Request
3 Position stay put	2 NO	Black	XB2BD33C	On Request
3 Position spring return to center	2 NO	Black	XB2BD53C	On Request
3 Position spring return, left to center	2 NO	Black	XB2BD73C	On Request
With Long Handle				
2 Position stay put	1 NO	Black	XB2BJ21C	On Request
2 Position stay put	1 NO + 1 NC	Black	XB2BJ25C	On Request
3 Position Stay put	2 NO	Black	XB2BJ33C	On Request
3 position Spring return from 2 side	2 NO	Black	XB2BJ53C	On Request
With Key Switch				
2 Position stay put, 1 side pull out	1 NO	Black	XB2BG21C	On Request
2 Position stay put, 2 side pull out	1 NO	Black	XB2BG41C	On Request
2 Position spring return, Right to left , 1 side pull out	1 NO	Black	XB2BG61C	On Request
3 Position stay put, middle pull out	2 NO	Black	XB2BG33C	On Request
3 Position stay out , 2 side pull out	2 NO	Black	XB2BG53C	On Request
3 Position stay out , 3 side pull out	2 NO	Black	XB2BG03C	On Request

Body Assemblies

Description	Contact type	Reference	Unit MRP [₹]
Body assemblies with contact block			
	1 NO	ZB2BZ101C	116
	1 NC	ZB2BZ101C	116
	2 NO	ZB2BZ103C	231
	2 NC	ZB2BZ104C	231
	1 NO + 1 NC	ZB2BZ105C	231
Contact block			
	1 NO	ZB2BE101C	103
	1 NC	ZB2BE102C	103

Please contact Customer Care Center for Stockable and Non stockable status of references.

NORMAL STOCK ITEMS

W.E.F. January 17th, 2024

Universal Light Blocks for LED Pilot light

Descriptions	Supply Voltage	Colour	Reference	Unit MRP [₹]
For XAL Metal Enclosures	24V AC/DC	White	ZALVB1	740
For XAL Metal Enclosures	220V AC	White	ZALVM1	2278
For XB5/XB4 references without end with "N"	24V AC/DC	White	ZBVB1	635
For XB5/XB4 references without end with "N"	120V AC	White	ZBVG1	1417
For XB5/XB4 references without end with "N"	220V AC	White	ZBVM1	1450

XAL - Empty enclosures for XB5 and XB4 Push button and Pilot light

Description	No of Cut out	Color of Enclosure	Reference	Unit MRP [₹]
For normal environment Light grey base IP65	1	Dark grey	XALD01	751
For normal environment Light grey base IP65	2	Dark grey	XALD02	931
For normal environment Light grey base IP65	3	Dark grey	XALD03	1155
For normal environment Light grey base IP65	4	Dark grey	XALD04	1579
For normal environment Light grey base IP65	5	Dark grey	XALD05	2060
For normal environment Light grey base IP65	1	Yellow	XALK01	863
For normal environment Light Grey base IP54	2	Light Grey	XALE2	619
For normal environment Light Grey base IP54	3	Light Grey	XALE3	755

XAL – Empty enclosures for use with XB2 (ZB2*)

Description	No of Cut out	Color of Enclosure	Reference	Unit MRP [₹]
Plastic empty control station (light grey cover)	1	Dark Grey base	XALB01C	On Request
Plastic empty control station (for mounting XB2BS542C) - yellow cover	1	Dark Grey base	XALB01YC	On Request
Plastic empty control station (light grey cover)	2	Dark Grey base	XALB02C	On Request
Plastic empty control station (light grey cover)	3	Dark Grey base	XALB03C	On Request
Plastic control station with 1 Emergency stop push button - (yellow cover)	1	Dark Grey base	XALJ01C	On Request

ZEN - Contact block for mounting on Metal plate at back of enclosure

Description	Contacts Type and Composition	Reference	Unit MRP [₹]
Standard single	1 NO	ZENL1111 <input checked="" type="checkbox"/>	428
Contact block	1 NC	ZENL1121 <input checked="" type="checkbox"/>	428



Buzzers from XB2 Series

Description	Reference	Unit MRP [₹]
Red illuminated buzzer DC/AC24V	XB2BSB4LC	On Request
Red illuminated buzzer AC220V	XB2BSM4LC	On Request
Buzzer 24V AC/DC	XB2BSBC	On Request
Buzzer 220V AC	XB2BSMC	On Request

Please contact Customer Care Center for Stockable and Non stockable status of references.

NORMAL STOCK ITEMS

W.E.F. January 17th, 2024

XVB-C Illuminated Lens Units

Description	Color	Reference	Unit MRP [₹]
Lens unit - steady light - 250 V 10 W	Green	XVBC33	3095
	Red	XVBC34	3155
	Orange	XVBC35	3155
	Blue	XVBC36	3095
	Clear	XVBC37	3096
Lens unit - flashing light - 24..48 V DC 24 V AC	Yellow	XVBC38	3095
	Red	XVBC4B4	8400
Lens unit - flashing light - 48..230 V AC	Red	XVBC4M4	8833
	Orange	XVBC4M5	8810
Lens unit - steady light - 24 V AC DC	Green	XVBC2B3	6811
	Red	XVBC2B4	6811
	Orange	XVBC2B5	6811
	Blue	XVBC2B6	8785
	Clear	XVBC2B7	8785
	Yellow	XVBC2B8	6805
	Green	XVBC2G3	6675
	Red	XVBC2G4	6680
Lens unit - steady light - 120 V AC	Orange	XVBC2G5	6943
	Blue	XVBC2G6	8416
	Yellow	XVBC2G8	6977
Lens unit - steady light - 230 V AC	Green	XVBC2M3	6680
	Red	XVBC2M4	6680
	Orange	XVBC2M5	6680
	Blue	XVBC2M6	9264
	Yellow	XVBC2M8	7272
Lens unit - flashing light - 24 V AC DC	Green	XVBC5B3	12000
	Red	XVBC5B4	11635
	Orange	XVBC5B5	11753
	Blue	XVBC5B6	14666
	Clear	XVBC5B7	9657
Lens unit - flashing light - 230 V AC	Yellow	XVBC5B8	11568
	Red	XVBC5M4	11531
	Blue	XVBC5M6	14525

XVB Units

Description	Reference	Unit MRP [₹]
XVB Audible Signalling Unit		
Sound unit - continuous or intermittent buzzer - 75..90 dB - 12..48 V AC DC	XVBC9B	9493
Sound unit - continuous or intermittent buzzer - 75..90 dB - 120..230 V AC	XVBC9M	15958
XVB Base Unit + Cover		
Base unit + cover for bank XVB - without flash discharge tube - black - IP 65	XVBC21	4292
XVB Accessories		
Set of coloured indicator pins - 6 colors - XVB	XVBC22	498
Support tube + fixing base l=400 mm - aluminium black - XVB	XVBZ03	3574
Support tube + fixing base l=80 mm - aluminium black - XVB	XVBZ02	2701
Support tube + fixing base l=800 mm - aluminium black - XVB	XVBZ04	5320
XVB Incandescent Bulb		
Clear incandescent bulb for signalling - BA 15d - 24 V 10 W	DL1BLB	381
Clear incandescent bulb for signalling - BA 15d - 120 V 10 W	DL1BLG	650
Clear incandescent bulb for signalling - BA 15d - 230 V 10 W	DL1BLM	414

XVB LED BA 15d Base Fitting

[Us] Rated Supply Voltage	Signalling Colour	Reference	Unit MRP [₹]
24 V AC/DC	White	DL1BDB1	5096
24 V AC/DC	Green	DL1BDB3	4076
24 V AC/DC	Red	DL1BDB4	4076
24 V AC/DC	Blue	DL1BDB6	4623
24 V AC/DC	Yellow-Orange	DL1BDB8	4790
120 V AC	White	DL1BDG1	6138
120 V AC	Yellow-Orange	DL1BDG8	5086

Please contact Customer Care Center for Stockable and Non stockable status of references.

NORMAL STOCK ITEMS

W.E.F. January 17th, 2024



- Motor less + LED Flashing
- External Buzzer volume adjustor 70 DB to 90 DB
- Straight & Side wiring- more flexible

XVR3 Multifunctional LED Beacon NEW

Description	Reference	Unit MRP [₹]
Multi-functional LED Beacon green without buzzer DC/AC 12~24V	XVR3B03	14591
Multi-functional LED Beacon red without buzzer DC/AC 12~24V	XVR3B04	14616
Multi-functional LED Beacon orange without buzzer DC/AC 12~24V	XVR3B05	14368
Multi-functional LED Beacon green without buzzer AC 100~230V	XVR3M03	14321
Multi-functional LED Beacon red without buzzer AC 100~230V	XVR3M04	14104
Multi-functional LED Beacon Orange without buzzer AC 100~230V	XVR3M05	14368
Multi-functional LED Beacon red with buzzer DC/AC 12~24V	XVR3B04S	28756
Multi-functional LED Beacon orange with buzzer DC/AC 12~24V	XVR3B05S	29602
Multi-functional LED Beacon green with buzzer AC 100~230V	XVR3M03S	15890
Multi-functional LED Beacon red with buzzer AC 100~230V	XVR3M04S	13185
Multi-functional LED Beacon orange with buzzer AC 100~230V	XVR3M05S	14154
Multi-functional LED Beacon blue with buzzer AC 100~230V	XVR3M06S	15595

XVS Sirens

Description	Reference	Unit MRP [₹]
2 tones siren - 106 dB - 12...24V AC/DC - white	XVS10BMW	26493
2 tones siren - 106 dB - 120V AC - white	XVS10GMW	26493
2 tones siren - 106 dB - 230V AC - white	XVS10MMW	26493

DL1 Incandescent Bulb

Description	Reference	Unit MRP [₹]
Clear incandescent bulb for signalling - ba 15d - 24 v 4 w	DL1BEBS	362
Clear incandescent bulb for signalling - ba 15d - 120 v 7 w	DL1BEG	383
Clear incandescent bulb for signalling - ba 15d - 230 v 5 w	DL1BEMS	393

XVR Rotating Mirror Beacon

Description	Light Block Colour	Reference	Unit MRP [₹]
Rotating mirror beacon w/o buzzer XVR - Ø 130 - 24 V AC DC	Red	XVR13B04L	16006
Rotating mirror beacon w/o buzzer XVR - Ø 130 - 24 V AC DC	Orange	XVR13B05L	15259
Rotating mirror beacon w/o buzzer XVR - Ø 120 - 24 V AC DC	Blue	XVR12B06	20710
Rotating mirror beacon w/o buzzer XVR - Ø 130 - 120 V AC	Red	XVR13G04L	18914
Rotating mirror beacon w/o buzzer XVR - Ø 130 - 230 V AC	Red	XVR13M04L	20131
Rotating mirror beacon w/o buzzer XVR - Ø 130 - 230 V AC	Orange	XVR13M05L	18743

Please contact Customer Care Center for Stockable and Non stockable status of references.

NORMAL STOCK ITEMS

W.E.F. January 17th, 2024



Tower light vivid in all kinds of ambient

Easy Harmony XVG Monolithic tower light

When Simple is just enough without compromise in quality.

Intuitive clear lens design suitable in bright environment and long distance view

Clear lens design overcome colored lens dull and reflection in bright environment.

From far, can easily differentiate machine status by ON/OFF condition of tower light, even in bright and densed environment.

Pre-wired and pre-assembled simplify selection, engineering and inventory management

Easy colored code wire with respect to function ease installation and maintenance work.

Simple yet complete signaling applications

From single layer up to 4 layers. From steady to flashing light pattern. 5 types of mounting option. Wide voltage ranges options from 24V AC/DC, 220~240V AC. Answer most of the signaling applications.





Offer overview

- Single layer to 4 layers. IP23 to IP53 depends on different mounting.
- Buzzer pressure level max 85dB @1m
- 5 type of mounting options
- Red flashing @ 1Hz on single layer, up to 4 colors (R/O/G/B) in steady pattern
- Long lasting LEDs, can operating more than 100K hours, low power consumption
- CE, CCC and EAC certification approval

Voltage	Colors	Light Pattern	Mounting Type	Without Buzzer	Buzzer
24V DC/AC	Red	Steady	100mm pole with L bracket 100mm pole with foldable bracket	XVGB1A XVGB1MA	XVGB1SA XVGB1SMA
		Flashing	100mm pole with L bracket 100mm pole with foldable bracket		XVGB1SFA XVGB1SMFA
220~240V AC		Steady	100mm pole with L bracket 100mm pole with foldable bracket	XVGM1A XVGM1MA	XVGM1SA XVGM1SMA
		Flashing	100mm pole with L bracket 100mm pole with foldable bracket		XVGM1SFA XVGM1SMFA



Voltage	Colors	Light Pattern	Mounting Type	Without Buzzer	Buzzer
24 V DC/AC	2 layers: Red/Green 3 layers: Red/Orange/Green 4 layers: Red/Orange/Green/Blue	Steady	Base Mount Direct Alu tube Alu tube and L-bracket Alu tube and fixing plate Alu tube and foldable bracket	XVGB*W XVGB*T XVGB* XVGB*H XVGB*M	XVGB*SW XVGB*ST XVGB*S XVGB*SH XVGB*SM
220~240V AC	2 layers: Red/Green 3 layers: Red/Orange/Green	Steady	Base Mount Direct Alu tube Alu tube and L-bracket Alu tube and fixing plate Alu tube and foldable bracket	XVGM+W XVGM+T XVGM+ XVGM+H XVGM+M	XVGM+SW XVGM+ST XVGM+S XVGM+SH XVGM+SM



ø Replace * with 2 to 4 represent 2 to 4 layers for DC models
ø Replace + with 2 to 3 represent 2 to 3 layers for AC models



Please contact Customer Care Center for Stockable and Non stockable status of references.

NORMAL STOCK ITEMS

W.E.F. January 17th, 2024

Tower light, Ø 60 mm, Pre-assembled, PreCabled, Monoethic, Economical Version,
XVGB-Series with LED for steady light - 24VDC

Description	References	Unit MRP [₹]
With aluminium tube mounting and L-bracket		
Without Buzzer		
2-Stage Red, Green	XVGB2	3609
3-Stage Red, Amber, Green	XVGB3	4089
4-Stage Red, Amber, Green, Blue	XVGB4	5252
With Buzzer		
2-Stage Red, Green	XVGB2S	4098
3-Stage Red, Amber, Green	XVGB3S	4648
4-Stage Red, Amber, Green, Blue	XVGB4S	4949
With direct aluminium tube mounting		
Without Buzzer		
2-Stage Red, Green	XVGB2T	3719
3-Stage Red, Amber, Green	XVGB3T	4521
With Buzzer		
3-Stage Red, Amber, Green	XVGB3ST	4680
Without Buzzer		
2-Stage Red, Green	XVGB2H	3609
3-Stage Red, Amber, Green	XVGB3H	4132
4-Stage Red, Amber, Green, Blue	XVGB4H	5418
With Buzzer		
2-Stage Red, Green	XVGB2SH	4412
3-Stage Red, Amber, Green	XVGB3SH	4756
4-Stage Red, Amber, Green, Blue	XVGB4SH	5927
With aluminium tube mounting and foldable bracket		
Without Buzzer		
2-Stage Red, Green	XVGB2M	4137
3-Stage Red, Amber, Green	XVGB3M	4523
With Buzzer		
2-Stage Red, Green	XVGB2SM	4486
3-Stage Red, Amber, Green	XVGB3SM	4912
4-Stage Red, Amber, Green, Blue	XVGB4SM	4953
With base mounting - Direct		
Without Buzzer		
2-Stage Red, Green	XVGB2W	3392
3-Stage Red, Amber, Green	XVGB3W	3991
With Buzzer		
2-Stage Red, Green	XVGB2SW	3969
3-Stage Red, Amber, Green	XVGB3SW	4489
4-Stage Red, Amber, Green, Blue	XVGB4SW	5364
XVG-USB Based Towerlights		
Pre-assembled and pre-cabled Multicolor USB tower light 60mm IP42 Direct base mounting	XVGU3SWV	9219
Pre-assembled and pre-cabled Multicolor USB tower light 60mm IP42 With 100 mm aluminium tube mounting	XVGU3SHAV	10554

Please contact Customer Care Center for Stockable and Non stockable status of references.

NORMAL STOCK ITEMS

W.E.F. January 17th, 2024

Tower light, Ø 60 mm, Pre-assembled , PreCabled , Monoethic , Economical Version , XVGM-Series with LED for steady light - 220..240 VAC

Description	References	Unit MRP [₹]
With aluminium tube mounting and L-bracket		
Without Buzzer		
2-Stage Red, Green	XVGM2	3815
3-Stage Red, Amber, Green	XVGM3	4317
With Buzzer		
2-Stage Red, Green	XVGM2S	4330
3-Stage Red, Amber, Green	XVGM3S	4912
With direct aluminium tube mounting		
Without Buzzer		
2-Stage Red, Green	XVGM2T	3931
3-Stage Red, Amber, Green	XVGM3T	4783
With Buzzer		
2-Stage Red, Green	XVGM2ST	4818
3-Stage Red, Amber, Green	XVGM3ST	4946
With aluminium tube mounting and fixing plate		
Without Buzzer		
2-Stage Red, Green	XVGM2H	3815
3-Stage Red, Amber, Green	XVGM3H	4363
With Buzzer		
2-Stage Red, Green	XVGM2SH	4666
3-Stage Red, Amber, Green	XVGM3SH	5028
With aluminium tube mounting and foldable bracket		
Without Buzzer		
2-Stage Red, Green	XVGM2M	4374
3-Stage Red, Amber, Green	XVGM3M	4783
With Buzzer		
2-Stage Red, Green	XVGM2SM	4736
3-Stage Red, Amber, Green	XVGM3SM	5191
With Buzzer LED Flashing light		
1-Stage Red	XVGM1SMFA	4363
With base mounting - Direct		
Without Buzzer		
2-Stage Red, Green	XVGM2W	3527
3-Stage Red, Amber, Green	XVGM3W	4200
With Buzzer		
2-Stage Red, Green	XVGM2SW	4200
3-Stage Red, Amber, Green	XVGM3SW	4748

Please contact Customer Care Center for Stockable and Non stockable status of references.

NORMAL STOCK ITEMS

W.E.F. January 17th, 2024



Harmony eXLhoist Wireless Remote Control System

Description	References	Unit MRP [₹]
Remote Control Device (6 motion Pushbutton+1 Aux, pushbutton)	ZART8LS	On Request
Receiver with 10 Relay +2 Safety relay : 48...240 V AC	ZARB10WS	On Request
Receiver with 10 Relay +2 Safety relay : 48...240 V AC (Prewired with 1.5 m cable)	ZARB10WSP	On Request



Harmony Pocket Remote Wireless Remote Control System

Transmitter

Description	References	Unit MRP [₹]
3 Single Step Push Buttons	ZART03	On Request
4 Single Step Push Buttons	ZART04	On Request
6 Single Step Push Buttons	ZART06	On Request
8 Single Step Push Buttons	ZART08	On Request
10 Single Step Push Buttons	ZART10	On Request

Receivert

Description	References	Unit MRP [₹]
5 relays small size receiver pre-wired with 1.5 m of cable	ZARB05WSP	On Request
11 relays small size receiver pre-wired with 1.5 m of cable	ZARB11WSP	On Request

Accessories

Description	References	Unit MRP [₹]
DIY adhesive label kit for remote transmitter, 66 x 114 mm/2.60 x 4.49 in. for use with ZART03	ZARC603	On Request
DIY adhesive label kit for remote transmitter, 66 x 114 mm/2.60 x 4.49 in. for use with ZART04	ZARC604	On Request
DIY adhesive label kit for remote transmitter, 66 x 114 mm/2.60 x 4.49 in. for use with ZART06	ZARC606	On Request
DIY adhesive label kit for remote transmitter, 66 x 114 mm/2.60 x 4.49 in. for use with ZART08	ZARC608	On Request
DIY adhesive label kit for remote transmitter, 66 x 114 mm/2.60 x 4.49 in. for use with ZART10	ZARC610	On Request
DIY adhesive label kit for remote transmitter, 66 x 114 mm/2.60 x 4.49 in. fort use with ZART03, ZART04, ZART06, ZART08, ZART10	ZARC620	On Request

Please contact Customer Care Center for Stockable and Non stockable status of references.

NORMAL STOCK ITEMS

W.E.F. January 17th, 2024

Control Station

Pendant Station



- Highly robust pendant control stations
- Conformity with the safety requirements of IEC standards
- 1 or 2 speed up, down, right, and left movements; emergency stop option available
- CE marking , UL/CSA certification
- Complete products IP65
- Double insulated polypropylene casing
- Screw clamp connection

Control station composition	Mechanical interlocking	Contact composition	Reference	Unit MRP [₹]
For Single Hoist Motors				
2 pushbuttons	With mechanical interlocking	1 NO	XACA201	5709
	With mechanical interlocking	1 NC + 1 NO	XACA205	6018
2 booted pushbuttons	With mechanical interlocking	1 NO	XACA211	5765
	With mechanical interlocking	1 NC + 1 NO	XACA215	6569
For Single-Speed Motors				
2 pushbuttons	With mechanical interlocking	1 NO	XACA271	5855
	With mechanical interlocking	1 NC + 1 NO	XACA281	6591
4 pushbuttons	With mechanical interlocking Between pairs	1 NO	XACA471	7464
	With mechanical interlocking Between pairs	1 NC + 1 NO	XACA481	8475
6 pushbuttons	With mechanical interlocking Between pairs	1 NO	XACA671	8724
	With mechanical interlocking Between pairs	1 NC + 1 NO	XACA681	10771
8 pushbuttons	With mechanical interlocking Between pairs	1 NO (for 7 operators) 1 NO (for 8 operators)	XACA871	10219
	With mechanical interlocking Between pairs		XACA881	12780

Joystick Controllers

Description	Legend plate without text	Legend plate Price	Reference	Unit MRP [₹]
XD2-P (One Step in Each Position) Dia. 22mm				
2-Direction Stay-Put	ZD2-GY2201	103	XD2PA12	6507
2-Direction Spring Return to Zero	ZD2-GY2201	103	XD2PA22	6024
4-Direction Stay-Put	ZD2-GY4201	123	XD2PA14	7442
4-Direction Spring Return to Zero	ZD2-GY4201	123	XD2PA24	7560
XD2-G (Two steps in each position) Dia. 22mm				
2 - Direction (2 notches with spring return to zero)	ZD2-GY5201	139	XD2GA8241	14445
4-Direction spring (2 notches with spring return to zero)	ZD2-GY6201	146	XD2GA8441	19057

Foot Switch

Contacts Type and Composition	Reference	Unit MRP [₹]
Insulated Enclosure 1 NC + 1 NO	XPEA110	6016

Please contact Customer Care Center for Stockable and Non stockable status of references.

NORMAL STOCK ITEMS

W.E.F. January 17th, 2024



Upgrade to Harmony XAPD/K for a modern and optimal design



Better integration in machines and modern aesthetic

New XAPD color follows the industrial standard for enclosures and machines (RAL7035).

Allow any type of XB4/XB5 functions, including E-stops with legend plate

Increase legend holders usage (our 2 sizes can be used in both vertical and horizontal direction). Our new flush XB4F/XB5F are also compatible. No change on external dimensions.

Easy to select range with rationalized number of references

Substitution table available on this document.

se.com/in

Discontinued

Available



XAPD*6* + ZB4FBZ014



1. Optimized features and performances



XAPM* = Pg
XAPM*H29 = ISO metric



XAPD* = ISO metric



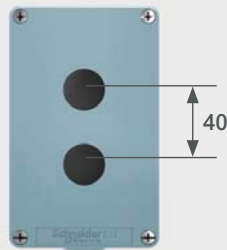
XAPG = Pg & 3/4 NPT




XAPG* = 3/4 NPT



2. Compatible with our complete offer of products and accessories



3. Friendly customization with configurable legend panels



Please contact Customer Care Center for Stockable and Non stockable status of references.

NORMAL STOCK ITEMS

W.E.F. January 17th, 2024

Substitution table

Existing references	Substitution
XAPJ11 XAPJ11H29	XAPK11
XAPJ1201 XAPJ1201H29	XAPK1201
XAPJ14 XAPJ14H29	XAPK14
XAPJ1501 XAPJ1501H29	XAPK1501
XAPM11 XAPM11H29	XAPD11
XAPM1201 XAPM1201H2 XAPM1201H29 XAPM1201H6 XAPM1201H7	XAPD1201
XAPM1202 XAPM1202H2 XAPM1202H29	XAPD1202
XAPM14 XAPM14H2 XAPM14H29	XAPD14
XAPM1501 XAPM1501H2 XAPM1501H29	XAPD1501
XAPM1502 XAPM1502H2 XAPM1502H29	XAPD1502
XAPM1601 XAPM1601H2 XAPM1601H29	XAPD1601
XAPM21 XAPM21H29	XAPD21
XAPM2202 XAPM2202H2 XAPM2202H29	XAPD2202
XAPM2203 XAPM2203H2 XAPM2203H29	XAPD2203
XAPM2204 XAPM2204H2 XAPM2204H29	XAPD2204

Existing references	Substitution
XAPM24 XAPM24H29	XAPD24
XAPM2502 XAPM2502H2 XAPM2502H29	XAPD2502
XAPM2503 XAPM2503H2 XAPM2503H29	XAPD2503
XAPM2504 XAPM2504H29	XAPD2504
XAPM2602 XAPM2602H2 XAPM2602H29	XAPD2602
XAPM31 XAPM31H29	XAPD31
XAPM3203 XAPM3203H2 XAPM3203H29 XAPM3203H6	XAPD3203
XAPM3204 XAPM3204H2 XAPM3204H29 XAPM3204H6	XAPD3204
XAPM3206 XAPM3206H2 XAPM3206H29	XAPD3206
XAPM34 XAPM34H2 XAPM34H29	XAPD34
XAPM3503 XAPM3503H2 XAPM3503H29	XAPD3503
XAPM3504 XAPM3504H2 XAPM3504H29	XAPD3504
XAPM3506 XAPM3506H2 XAPM3506H29	XAPD3506
XAPM3603 XAPM3603H2 XAPM3603H29	XAPD3603

Please contact Customer Care Center for Stockable and Non stockable status of references.

NORMAL STOCK ITEMS

W.E.F. January 17th, 2024

Substitution table

Existing references	Substitution
XAPM44 XAPM44H2 XAPM44H29	XAPD44
XAPM4504 XAPM4504H2	XAPD4504
XAPM4505	XAPD4505
XAPM4506 XAPM4506H2 XAPM4506H29	XAPD4506
XAPM4508 XAPM4508H2 XAPM4508H29	XAPD4508
XAPM4604 XAPM4604H2 XAPM4604H29	XAPD4604
XAPM54 XAPM54H29	XAPD54
XAPM5508 XAPM5508H29	XAPD5508
XAPM5512	XAPD5510
XAPM5512H29	XAPD5512
XAPM5606 XAPM5606H29	XAPD5606
XAPH1201 XAPH1201H29	XAPK1201
XAPH1501	XAPK1501
XAPH1601	XAPK1601

Existing references	Substitution
XAPG11	XAPD11
XAPG1201	XAPD1201
XAPG1202	XAPD1202
XAPG14	XAPD14
XAPG1501	XAPD1501
XAPG1502	XAPD1502
XAPG1601	XAPD1601
XAPG2202	XAPD2202
XAPG2203	XAPD2203
XAPG24	XAPD24
XAPG2502	XAPD2502
XAPG2504	XAPD2504
XAPG31	XAPD31
XAPG3203	XAPD3203
XAPG34	XAPD34
XAPG3503	XAPD3503
XAPG3504	XAPD3504
XAPG3506	XAPD3506
XAPG3603	XAPD3603
XAPG3802	XAPD2602
XAPG44	XAPD44
XAPG4506	XAPD4506
XAPG4508	XAPD4508
XAPG4604	XAPD4604

Please contact Customer Care Center for Stockable and Non stockable status of references.

NORMAL STOCK ITEMS

W.E.F. January 17th, 2024

XAP Metal

Description	Dimension wxhxd (mm)	Cable Gland type ISO standard	Number of Cut outs	Number of rows		Reference	Unit MRP [₹]
				Vertical	Horizontal		
Die-cast metal enclosures XAPD (grey "RAL 7035" lid and base)							
Zinc Alloy (usable depth 49mm)	80x80x51.5	M20	1	1	1	XAPD1201	On Request
	80x80x51.5	M20	2	2	0	XAPD1202	On Request
	80x130x51.5	M20	2	1	2	XAPD2202	On Request
	80x130x51.5	M20	3	1	3	XAPD2203	On Request
	80x130x51.5	M20	4	2	2	XAPD2204	On Request
	80x175x51.5	M20	3	1	3	XAPD3203	On Request
	80x175x51.5	M20	4	1	4	XAPD3204	On Request
	80x175x51.5	M20	6	2	3	XAPD3206	On Request
Zinc Alloy (usable depth 74.5mm)	80x80x77	M20	1	1	1	XAPD1501	On Request
	80x80x77	M20	2	2	1	XAPD1502	On Request
	80x130x77	M20	2	1	2	XAPD2502	On Request
	80x130x77	M20	3	1	3	XAPD2503	On Request
	80x130x77	M20	4	2	2	XAPD2504	On Request
	80x175x77	M20	3	1	3	XAPD3503	On Request
	80x175x77	M20	4	1	4	XAPD3504	On Request
	80x220x77	M20	4	1	3	XAPD4504	On Request
	80x220x77	M20	5	1	4	XAPD4505	On Request
	80x220x77	M20	6	1	5	XAPD4506	On Request
80x220x77	M20	8	2	4	XAPD4508	On Request	
Die-cast Metal enclosure XAPK (Yellow "RAL 1003" lid and base)							
Zinc Alloy(usable depth 49 mm)	80x80x5.5	M20	1	1	1	XAPK1201	On Request
Zinc Alloy(usable depth 74.5 mm)	80x80x77	M20	1	1	1	XAPK1501	On Request

Please contact Customer Care Center for Stockable and Non stockable status of references.

NORMAL STOCK ITEMS

W.E.F. January 17th, 2024



Human Machine Interfaces Product Line-up Guide

Harmony Panels and Industrial PCs

se.com/in

Basic HMI panels for simple machines

Harmony ST6 — High-resolution and cost-efficient basic HMI



Harmony STM6: W4", W7"
Harmony ST6/STW6: W4", W7", W10", W12", W15"



Modular Harmony STM6



Modular HMI Gateway Box



Edge Box HMI



Supporting Software



EcoStruxure Operator Terminal Expert



EcoStruxure Machine SCADA Expert



HTML 5

- Cost-effective with good quality
- Fits into Schneider EcoStruxure Architecture
- Superior high-resolution screen with 16M colors
- Powered by new-generation software "EcoStruxure Operator Terminal Expert" for high-quality graphics and stylish design
- Tool-free mounting with newly-designed mounting fastener, no need for screwdriver
- 2x Ethernet with Dual IP, end-to-end Cybersecurity
- Modular HMI version with push button 22 mm/0.866 in. mounting system
- Web HMI version with embedded browser (instead of HMI software) for visualizing HTML5 servers on industrial devices
- Remote visualization using Web Viewer feature
- Faceless HMI version with STM6 Gateway Box and Web Viewer feature for applications that do not need a full time operator screen
- Supports Cloud Services on Edge Box HMI (HMISTM6BOXIOT) due to the power of EcoStruxure Machine SCADA Expert software

Harmony STO7 — Compact color HMI



Harmony STO7: W4.3"



Supporting Software



EcoStruxure Operator Terminal Expert

- TFT color screen with 480 x 272 pixels
- Removable logo stickers
- Larger screen with full-size ratio in the 4.3" class
- 3 versions for various communication types

Harmony GTO — Standard HMI



Harmony GTO: 3.5", 5.7", W7", 7", 10", 12"



Supporting Software



Vijeo Designer

- Excellent brightness with TFT 65K colors
- Stainless steel panel for food and beverage applications
- Standard front and IP65 degree of protection
- Extended Temperature - up to 55 °C/131 °F
- Easy to install and sustainable offer
- Full range of international certifications
- No logo and full conformal coating versions available

Harmony STU — Cut-out free HMI



Harmony STU: 3.5", 5.7"



Supporting Software



Vijeo Designer

- Compact for space saving
- Innovative tool-free mounting via 22.5 mm/0.885 in. hole
- Ethernet port RJ45 10BASE-T/100BASE-TX
- Separately mounted via 3 m or 5 m cable with mounting adapter
- Modular design for easy maintenance

Harmony SCU — Cut-out free HMI controller



Harmony SCU: 3.5", 5.7"



Supporting Software



EcoStruxure Machine Expert

- Optimum all-in-one combination for HMI and Control
- Innovative tool-free mounting via 22.5 mm/0.885 in. hole
- Reduce machine assembly time and cost
- Space saving
- Embedded CANopen port for field networking
- Modular design for easy maintenance

Harmony ST6 — High-resolution and cost-efficient basic HMI



Harmony ST6 HMI panels range in sizes from 4" to 15" wide combining the exceptional quality of good graphics and stylish design. They are available in basic, modular, web and Edge Box. The ST6 and STM6 panels offer an improved user operation experience through an intuitive design powered by EcoStruxure Operator Terminal Expert software. The STW6 panels have a pre-installed browser that provides a ready-to-use agnostic terminal allowing all devices to be visualized within an HTML5 server. The Edge Box HMI ,thanks to the power of EcoStruxure™ Machine SCADA Expert software, provides an affordable Box to get ready for Cloud ServicesEcoStruxure Machine brings together key technologies for product connectivity and on-premise edge control, and cloud technologies to provide analytics and digital services. EcoStruxure Machine helps you bring more innovation and added value to your customers throughout the entire machine life cycle. The Harmony ST6/STW6/STM6 and the Edge Box HMI versions meet IIoT challenges at the Connected Products level, by providing secure communication, connectivity, and efficiency to the required software and applications at the Edge Control level, thus opening up more business opportunities.

Product Description	Reference	Unit MRP [₹]
4" W basic operator terminal	HMIST6200	On Request
7" W basic operator terminal	HMIST6400	On Request
10" W basic operator terminal	HMIST6500	On Request
12" W basic operator terminal	HMIST6600	On Request
15" W basic operator terminal	HMIST6700	On Request
"4"W basic modular terminal"	HMISTM6200	On Request
"7"W basic modular terminal"	HMISTM6400	On Request
Basic HMI Gateway , STM6	HMISTM6BOX	On Request
"4"W basic Web terminal"	HMISTW6200	On Request
7" W basic Web terminal	HMISTW6400	On Request
10" W basic Web terminal	HMISTW6500	On Request
12" W basic Web terminal	HMISTW6600	On Request
15" W basic Web terminal	HMISTW6700	On Request
Basic HMI Edge Box,STM6	HMISTM6BOXIOT	On Request

Harmony STO7 - Compact color HMI



- Best-in-class display
- With screen quality based on ppi similar to Harmony GTU, the Harmony STO7●●
- 4.3" color screens support crisp-clear visualization and a high quality display.
- This enables you to create more attractive and distinguished applications for industry.

Product Description	Reference	Unit MRP [₹]
4.3" touch panel screen RS232C	HMISTO705	On Request
4.3" touch panel screen RS232C/485	HMISTO715	On Request
4.3" touch panel screen Ethernet	HMISTO735	On Request
RTC battery set	HMIZSRTC1	On Request

Harmony STU - Cut-out free HMI



- Harmony STU panels are compact open panels offering greater communication capabilities. The high resolution touch screens, clever mounting system, and HMI software make them ideal for machine manufacturer solutions in industry and infrastructure
- No panel cut-out is required to install a Harmony STU small panel. All you need to do is drill a hole measuring 22 mm in diameter - just like installing a pushbutton. The front module (comprising the screen) is connected to the rear module (comprising the terminals and connectors) via this 22 mm drilled hole

Product Description	Reference	Unit MRP [₹]
Touch Panel Screen 3"5 Color	HMISTU655	On Request
Touch Panel Screen 5"7 Color	HMISTU855	On Request
STU 3in5 without marking on overlay	HMISTU655W	On Request
STU 5in7 without marking on overlay	HMISTU855W	On Request
STU 3in5 front module	HMIS65	On Request
STU 5in7 front module	HMIS85	On Request
STU rear module	HMIS5T	On Request

Please contact Customer Care Center for Stockable and Non stockable status of references.

NORMAL STOCK ITEMS

W.E.F. January 17th, 2024


Harmony GTO - Standard HMI



- Standard and Stainless HMI panels with 3.5" to 12.1" screen.
- Harmony GTO Standard HMI panels feature optimized information and communication technologies, which, depending on the model, include:
- High level of communication (embedded Ethernet, multilink, Web server and FTP,e-mail).
- External storage of data (SD memory card and USB memory stick) for storing production data and backing up applications.
- Management of peripherals: printers, etc.
- These panels offer an excellent level of technical performance designed principally for use by OEM customers.
- The Harmony GTO range has been designed in accordance with numerous standards, certifications and requirements:
 - Standards: EN 61131-2, 61000-6-2 and UL508,
 - Certifications: C-tick, GOST-R, KCC Atex and UL Hazardous location (pending), Marine certifications (pending).
 - Operating temperature: up to 55°C
 - Degree of protection (according to IEC 60529):
 - IP 65 for standard version products
 - IP 67 for standard version products fitted with a cover for harsh environments.
 - IP 66K for "Stainless Steel" version products
- Resistance to high-pressure cleaning (conforming to DIN 40050-9): up to 10 bar for "Stainless Steel" version products.

Product Description	Reference	Unit MRP [₹]
3.5 Color Touch Panel QVGA-TFT	HMIGTO1300	On Request
3.5 Color Touch Panel QVGA-TFT	HMIGTO1310	On Request
5.7 Color Touch Panel QVGA-TFT	HMIGTO2300	On Request
5.7 Color Touch Panel QVGA-TFT	HMIGTO2310	On Request
5.7 Color Touch Panel QVGA Stainless	HMIGTO2315	On Request
7.0 Color Touch Panel WVGA-TFT	HMIGTO3510	On Request
7.5 Color Touch Panel VGA-TFT	HMIGTO4310	On Request
10.4 Color Touch Panel VGA-TFT.	HMIGTO5310	On Request
HMIGTO5310 Coated	HMIGTO5310FC	On Request
HMIGTO5310 coated and logo removed	HMIGTO5310FCW	On Request
HMIGTO5310 logo removed	HMIGTO5310FW	On Request
10.4 Color Touch Panel VGA Stainless	HMIGTO5315	On Request
12.1 Color Touch Panel SVGA-TFT	HMIGTO6310	On Request
HMIGTO6310 Coated	HMIGTO6310FC	On Request
12.1 Color Touch Panel SVGA Stainless	HMIGTO6315	On Request

Harmony SCU — Cut-out free HMI controller



The ultra-compact range of Harmony SCU HMI controllers are part of Schneider Electric's Flexible Machine Control concept, a key element in MachineStruxure™. The Harmony SCU HMI controllers offer brings together Human Machine Interface and control functions within in a single product. This reduces the amount of equipment required and the associated costs throughout the life cycle of the machine. The Harmony SCU integrate, as standard, all their functions. They benefit, in particular, from the same innovation as the Harmony STU panels range: Mounting via a 22 mm diameter hole (pushbutton type) which considerably simplifies installation.

Of modular design, this range comprises:

- 2 complete Harmony SCU products for the control of simple machines, comprising:
 - A 3.5" or 5.7" 65 k color TFT Screen module
 - A Controller module with 16 integrated digital inputs/10 integrated digital outputs
- 2 complete Harmony SCU products for the control of simple processes, comprising:
 - A 3.5" or 5.7" 65 k color TFT Screen module.
 - A Controller module with 8 integrated digital inputs/8 integrated digital outputs and 4 integrated analog inputs/2 integrated analog outputs

Product Description	Reference	Unit MRP [₹]
3.5 Small Controller Panel For Machine	HMISCU6A5	On Request
3.5 Small Controller Panel For Process	HMISCU6B5	On Request
5.7 Small Controller Panel For Machine.	HMISCU8A5	On Request
5.7 Small Controller Panel For Porcess	HMISCU8B5	On Request
Rear Module Small Controller Process	HMISBC	On Request
Rear Module Small Controller Machine	HMISAC	On Request

Please contact Customer Care Center for Stockable and Non stockable status of references.

NORMAL STOCK ITEMS

W.E.F. January 17th, 2024

Advanced HMI panels for performance machines

Harmony GTU — High performance modular HMI



Supporting Software



Harmony GTU: W7", 10", W10", 12, W12", 15", W15", W19"



Box

Display

Tool-free mounting

Complete HMI



EcoStruxure Operator Terminal Expert



Vijeo Designer

- 8 sizes of high-resolution displays ranging from 7" to 19", either with modern 16:9 or standard 4:3 ratio
- 3 boxes, two with Real Time OS and one with fully open Windows based
- Up to 2 separate Ethernet ports, serial communication ports, and field bus options suiting IoT
- Industrial multi-touch and fully coated offer
- All memory removable for PC-free box replacements
- Wireless LAN enabled display
- Easy to install with integrated mounting fastener and antidrop lock
- Multi-display capability with Open box using DVI interface or multi-display adapter

Harmony GTUX — eXtreme HMI



Supporting Software



Harmony GTUX: W7", W12", W15"



Vijeo Designer

- A wide temperature range from -30...+70 °C / -22 ...+158 °F
- Sunlight Readable: High brightness LCD (1000 cd/m²), anti-glare surface
- Robustness: UV Protection, conformal coated (fully coated)
- Dust and water proof (IP66F, IP67F and UL50E Type 4X (Outdoor use))
- Environmental standard: Class 1, Div. 2, ATEX/IECEX Zone 2/22
- Variety of interfaces including dual Ethernet ports
- Modular design with stainless front face
- Suitable for industry segments like Oil & gas, Water and Waste Water (WWW) management

Harmony GK — Keyboard HMI



Supporting Software



Harmony GK: 5.7", 10.4"



Vijeo Designer

- Fine control inputs even in severe environment
- Touch screen and keypad keys configurable simultaneously or separately
- Highly robust with operating temperatures up to 55 °C / 131 °F, reducing maintenance problems and time

Harmony GTU — High performance modular HMI



Harmony GTU are universal panels that include smartphone-like interface and Wireless technology. They offer unmatched comfort of use with no compromise on performance and openness.

Product Description	Reference	Unit MRP [₹]
Premium BOX for Universal Panel	HMIG3U	On Request
Standard Box for Universal Panel	HMIG2U	On Request
Open BOX for Universal Panel	HMIG5U2	On Request
Open BOX Universal Panel	HMIG5U22	On Request
7W Touch Advanced Display WVGA	HMIDT351	On Request
10W Touch Advanced Display WXGA	HMIDT551	On Request
10.4 Touch Smart Display SVGA	HMIDT542	On Request
12W Touch Advanced Display WXGA	HMIDT651	On Request
12.1 Touch Smart Display XGA	HMIDT642	On Request
15 Touch Smart Display XGA	HMIDT732	On Request
15W Touch Smart Display FWXGA	HMIDT752	On Request
19W Touch Smart Display FWXGA	HMIDT952	On Request

Harmony GTUX — eXtreme outdoor HMI panels for harsh outdoor environment



- Harmony GTUX is a modularly designed robust terminal suitable for harsh outdoor environments. Features like high brightness and UV protection to direct sunlight, protection against water and dust, and supporting a wide range of temperatures make it an ideal choice for direct outdoor operation in O&G, WWW, and MMM segments.
- Harmony eXtreme panels can be used in applications like smart energy generation (solar, wind turbine, biomass, hydropower genset, etc.), hoisting, compressor, pumping, and car charging/washing.

Product Description	Reference	Unit MRP [₹]
Extreme BOX	HMIG3X	On Request
7W Touch eXtreme Display WVGA	HMIDT35X	On Request
12W Touch eXtreme Display WXGA	HMIDT65X	On Request
15W Touch eXtreme Display FWXGA	HMIDT75X	On Request
Box Module Fixing Bracket for 7W	HMIZXFIX1	On Request
Box Module Fixing Bracket for 12W & 15W	HMIZXFIX2	On Request

Please contact Customer Care Center for Stockable and Non stockable status of references.

NORMAL STOCK ITEMS

W.E.F. January 17th, 2024

Harmony GK — Keyboard HMI



- Harmony HMI GK graphic terminals share technical characteristics with Harmony GTO to enhance the operator's experience. Ultra-flexible, with two screen sizes (5"7 and 10"4), the Harmony HMI GK can be configured and controlled to precisely match your requirements.
- Designed to operate in severe environments, the Harmony HMI GK offers you optimum control on the keypad, as well as on the touch screen. The latest design is consistent with the Harmony USB keypad (HMIZKB1), ideal for keypad control on small Harmony panels

Product Description	Reference	Unit MRP [₹]
5.7 Keypad Panel QVGA-TFT	HMIGK2310	On Request
10.4 Keypad Panel VGA-TFT	HMIGK5310	On Request

Easy Harmony ET6

Harmony ET6 - Essential touchscreen panels for simple machines



- Range from 7" to 15", Easy Harmony ET6 is a robust and cost-effective touch screen panel that provides refined display, quick touch response and Ethernet capability. The Easy Harmony ET6 is designed with the secure development life-cycle (SDL) process and enhanced the Cybersecurity with secure boot and encrypted transfer.
- Target Segments: Packaging, HVAC, Pumping, Metal Working, Pharmacy, and other miscellaneous sectors of activities

Product Description	Reference	Unit MRP [₹]
7"W Easy Touch Panel, Ethernet model	HMIET6400	On Request
10"W Easy Touch Panel, Ethernet model	HMIET6500	On Request
12"W Easy Touch Panel, Ethernet model	HMIET6600	On Request
15"W Easy Touch Panel, Ethernet model	HMIET6700	On Request

Please contact Customer Care Center for Stockable and Non stockable status of references.

NORMAL STOCK ITEMS

W.E.F. January 17th, 2024

Harmony Industrial PCs and Edge Box for line management

Harmony P6 Industrial PCs - Drive efficiency and productivity at the Edge of EcoStruxure



Supporting Software



Node-RED



EcoStruxure Operator Terminal Expert

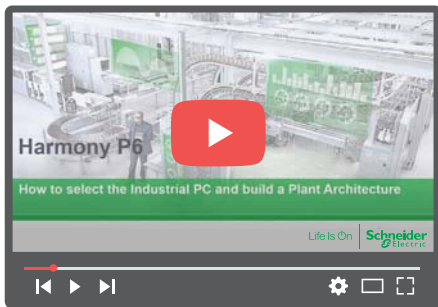


EcoStruxure Machine SCADA Expert



Harmony P6 Modular Box and Modular Display: 12", 15", W10", W12", W15", W19", W22"

- HMIP6 ⁽¹⁾
 - Advanced Modular Box PC
 - Intel Core i5 up to 4.1 GHz or Intel Core i7 up to 4.4 GHz or Intel Celeron up to 2.0 GHz, UHD Graphics accelerator
 - 8 to 32 GB or 4 to 16 GB DDR4 RAM, 1x M.2 SSD SATA and 2x 2.5-inch SATA (HDD/SSD) storage slots
 - USB Type A (2x USB 2.0 and 2x USB 3.0), USB Type C (1x USB 3.0), 1x COM RS-232C, 2x RJ45 Ethernet, 1x Display port
 - 2x interface slots and optional extension module for 2x PCI/PCIe slots
 - Default TPM module for encryption
 - RAID HDD with Intel Rapid storage
 - Standard Modular Box PC
 - Intel Core i3 up to 3.9 GHz, UHD Graphics accelerator
 - 8 to 32 GB DDR4 RAM, 1x M.2 SSD SATA and 1x 2.5-inch SATA (HDD/SSD) storage slots
 - USB Type A (2x USB 2.0 and 2x USB 3.0), USB Type C (1x USB3.0), 1x COM RS-232C, 2x RJ45 Ethernet, 1x Display port
 - 2x interfaces slots
 - Default TPM module for encryption
- HMIDM6
 - 4:3 12" and 15" (XGA) color LCD resistive analog multi-touch (2 points) screen with 1x USB 2.0 (Type A), and front USB cover
 - 16:9 10" and 12" (WXGA)/15" (FWXGA)/19" and 21" (FHD) projected capacitive multi-touch (2 points) screen, 7H hardness, anti-scratch, 3 touch mode configuration
 - IP66, Nema 4X indoor front panel
 - All models are certified for CE, RCM, UL 61010-2-201, CSA C22.2 No. 61010-2-201, UL121201 ⁽²⁾, and CSA C22.2 No. 213 ⁽²⁾
 - All DC models are certified for IECEx/ATEX for use in Zone 2 gas/Zone 22 dust ⁽²⁾, DNV



How to select the Industrial PC and build a Plant Architecture Click to view the video

Harmony FP6 — Industrial Flat Panel Monitors



Harmony HMIFP6 : 12", 15", W10", W12", W15", W19", W22"

- HMIFP6
 - 4:3 12" and 15" (XGA) color LCD resistive analog multi-touch (2 points) screen with 1x USB 2.0 (Type A), and front USB cover
 - 16:9 10" and 12" (WXGA)/15" (FWXGA)/19" and 22" (FHD) projected capacitive multi-touch (2 points) screen, 7H hardness, anti-scratch, 3 touch mode configuration IP66, Nema 4X indoor front panel
 - All models are certified for e, RCM, UL 61010-2-201, CSA C22.2 No. 61010-2-201, UL121201 ⁽³⁾⁽⁴⁾, and CSA C22.2 No. 213 ⁽³⁾⁽⁴⁾, IECEx/ATEX for use in Zone 2 gas/Zone 22 dust ⁽³⁾⁽⁴⁾

Product Description	Reference	Unit MRP [₹]
FP6, 10w WXGA, PCAP, DVI, DC	HMIFP6500WCD	On Request
12.1 XGA, Analog-Multi, DVI, DC	HMIFP6600TMD	On Request
FP6, 12w WXGA, PCAP, DVI, DC	HMIFP6600WCD	On Request
FP6, 15.0 XGA, Analog-Multi, DVI, DC	HMIFP6700TMD	On Request
FP6, 15w FWXGA, PCAP, DVI, DC	HMIFP6700WCD	On Request
FP6, 19w Full HD, PCAP, DVI, DC	HMIFP6800WCD	On Request
FP6, 22w Full HD, PCAP, DVI, DC	HMIFP6900WCD	On Request

(1) Available as Configured-to-order only and can be ordered using the online configurator.
 (2) Available in Q4 2022.
 (3) Available in Q4 2022.
 (4) On the front panel when properly installed in an enclosure and not using the front panel USB port.

EcoStruxure Operator Terminal Expert — Touchscreen configuration software



EcoStruxure Operator Terminal Expert



- Operate intuitively
 - Ability to go beyond the limitations of the physical screen size to improve productivity
 - Convert already created Landscape screens into Portrait screens for vertical scrolling and for screens that require many operation switches
- Reduce time to market
 - Efficient and intuitive engineering
 - For faster customization and modification
- Improve efficiency
 - High usability and image quality for the operator (experience design)
 - With Web Viewer feature, watch/operate the HMI screen remotely with mirroring function

EcoStruxure Machine SCADA Expert - Lite SCADA for line management



EcoStruxure Machine SCADA Expert



- Save time
 - Quick and easy to install directly on our iPCs
 - Save days of testing and commissioning thanks to a fully tested and validated association
 - Tailored information at a glance using BI-Dashboard template
- Save money
 - Get peace of mind and save time and resources with our single point of contact for Hardware/Software/Operating System support
 - Access SCADA level software, with all its benefits, at a competitive cost/features ratio
- Connectivity and data management
 - Includes 250+ native communication drivers
 - Monitor and control remotely your application with Mobile Access, using a tablet or smartphone

Note: For Harmony HMP6, EcoStruxure Machine SCADA Expert Runtime preinstalled version is available as an option in the online configurator.

Vijeo Designer — Classic HMI configuration software



Vijeo Designer



- Multi-platform: from optimized panels to iPCs
- Multi-panel communication: automatic data sharing between up to 8 different panels
- Multi-language: 15 languages in runtime and 38 alphabets
- Multi-protocol: on COM and Ethernet ports
- Multi-access: local or remote display with WEB Gate, Vijeo Designer Air and Vijeo Designer Air Plus
- Multi-media: video/sound record/replay capability

EcoStruxure Operator Terminal Expert - Touchscreen configuration software



- EcoStruxure Operator Terminal Expert allows you to create and edit application screens that control automation systems for Harmony GTU (Premium and Open Box)/STO color/ST6/STM6 terminals, and Harmony industrial PCs (Panel and Box).
- EcoStruxure Operator Terminal Expert features a modern and simple-to-use user interface, easy-to-access functions and information, and a multi-platform working environment. It also shortens design time by providing pre-made navigation framework.

Product Description	Reference	Unit MRP [₹]
Operator Terminal Expert Basic, Email	HMI EELCZLSPAZZ	On Request
Operator Terminal Expert Group, Email	HMI PELCZLSPAZZ	On Request
Operator Terminal Expert Pro, Email	HMI PELCZLSPAZZ	On Request
Operator Terminal Expert Team, Email	HMI PELCZLTPAZZ	On Request
Operator Terminal Expert Fixed T, Email	HMI PEXCZLSRAZZ	On Request
Operator Terminal Expert Runtime Email	HMI RTWCZLSPAZZ	On Request
EcoStruxure OTE WebGUI RT Single Paper	HMI WRT001	On Request
EcoStruxure OTE WebGUI RT Group Paper	HMI WRT010	On Request
EcoStruxure OTE WebGUI RT Entity Paper	HMI WRT100	On Request

EcoStruxure Machine SCADA Expert - Lite SCADA for line management



- EcoStruxure Machine SCADA Expert enables you to use the key features of Microsoft operating system and build a full-featured SCADA or HMI project for your industrial automation business.
- EcoStruxure Machine SCADA Expert is designed in a modern, ribbon-based Windows interface to provide an integrated and user-friendly development environment.
- EcoStruxure Machine SCADA Expert supports capabilities like scripting, animation, E-mail, recipes, security, tags database, multi-touch, alarms, trends, scalability, multilanguage, FDA traceability, PDF export, graphics and design tools, and so on.
- For applications ranging from complex machine control and monitoring to plant supervision and SCADA, EcoStruxure Machine SCADA Expert with Harmony iPC association makes industrial operations smooth and stress-free.

Product Description	Reference	Unit MRP [₹]
EcoStruxure Machine SCADA Expert Basic Runtime license with 500 tags	HMI EMSE3PRT500A	On Request
EcoStruxure Machine SCADA Expert Supervision, Third party runtime license with 500 tags	HMI EMSE3PRT500A	On Request
EcoStruxure Machine SCADA Expert Line management, Upgrade license for third party runtime license with 1500 tags	HMI EMSE3PUG1KRTA	On Request
EcoStruxure Machine SCADA Expert Basic Buildtime license with 500 tags	HMI EMSEBT500A	On Request
EMSE 3 Party 1.5K Tag RT License	HMI EMSE3PRT1KA	On Request
EMSE 3 Party 32K Tag RT License	HMI EMSE3PRT32KA	On Request
EMSE 3 Party 4K Tag RT License	HMI EMSE3PRT4KA	On Request
EMSE 3 Party 64K Tag RT License	HMI EMSE3PRT64KA	On Request
EMSE 1.5K Tag BT License	HMI EMSEBT1KA	On Request
EMSE 32K Tag BT License	HMI EMSEBT32KA	On Request
EMSE 4K Tag BT License	HMI EMSEBT4KA	On Request
EMSE 64K Tag BT License	HMI EMSEBT64KA	On Request
EMSE 1.5K Tag RT License	HMI EMSE3PRT1KA	On Request
EMSE 32K Tag RT License	HMI EMSE3PRT32KA	On Request
EMSE 4K Tag RT License	HMI EMSE3PRT4KA	On Request
EMSE 64K Tag RT License	HMI EMSE3PRT64KA	On Request
EMSE Thin Client	HMI EMSETCA	On Request
EcoStruxure Machine SCADA Expert, USB hardkey license	HMI EMSEUSBL	On Request

Please contact Customer Care Center for Stockable and Non stockable status of references.

NORMAL STOCK ITEMS

W.E.F. January 17th, 2024

Vijeo Designer — Classic HMI configuration software



The cross-platform VijeoDesigner™ configuration software can be used to create operator dialogue applications for controlling automation systems for the following panels:

- Harmony STU (Vijeo Designer Limited Edition is sufficient)
- Harmony GTO
- Harmony GTU
- Harmony GTUX
- Harmony GK
- Magelis XBTGH portable
- Harmony Panel PCs and Box PCs (HMIBMP, HMIBMU, HMIPSP, HMIPSO, HMIPEP)
- Harmony P6

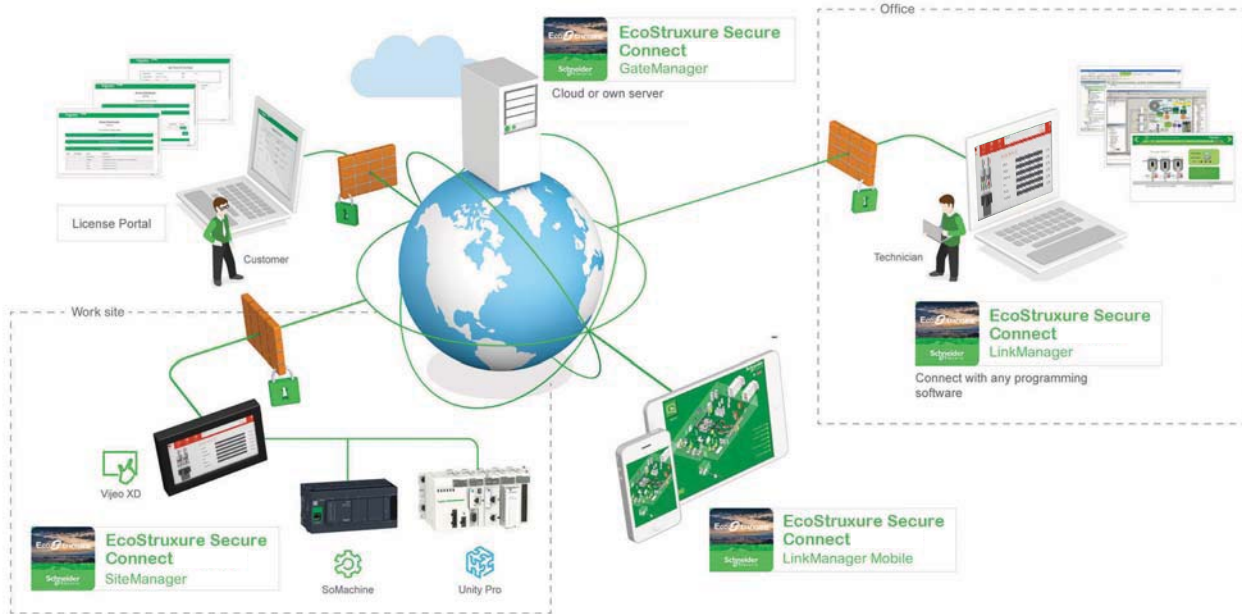
Product Description	Reference	Unit MRP [€]
Vijeo Designer 6.3, HMI configuration software single license	VJDBTPRO1P	On Request
Vijeo Designer 6.3, HMI configuration software group license	VJDBTPRO3P	On Request
Vijeo Designer 6.3, HMI configuration software team license	VJDBTPRO10P	On Request
Vijeo Designer 6.3, HMI configuration software entity license	VJDBTPRO100P	On Request
Vijeo Designer 6.3, HMI configuration software single upgrade license	VJDUBTPRO1P	On Request
VJD Runtime, Vijeo Designer, Standard PC	VJDRTPROS1P	On Request
VJD Runtime, Vijeo designer, Harmony P6	VJDRTPROH1P	On Request

Please contact Customer Care Center for Stockable and Non stockable status of references.

NORMAL STOCK ITEMS

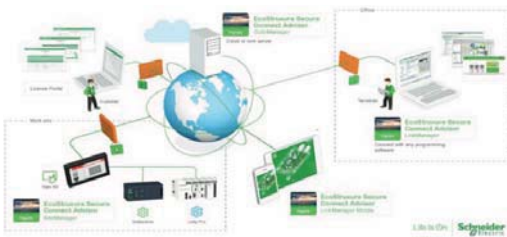
W.E.F. January 17th, 2024

EcoStruxure Secure Connect — Secure remote access solution



- Provides a secure connection between remote display units on the work site (via SiteManager Embedded) and computers or smart devices in the office (via LinkManager) over a secure central server (GateManager).
- With EcoStruxure Secure Connect, maintenance personnel can access Schneider Electric software and update it remotely and securely via the HMI, PLC, and other connected devices as if they were on site.
- Troubleshooting and repairs can be performed remotely upon request.

EcoStruxure Secure Connect - Secure remote access solution



EcoStruxure Secure Connect provides a secure connection between remote display units on the work site (via SiteManager Embedded) and computers or smart devices in the office (via LinkManager) over a secure central server (GateManager). With EcoStruxure Secure Connect, technicians and programmers can remotely access the Schneider Electric software and securely update it via the HMI, PLC, and other connected devices just as though they were present on site. Troubleshooting and repair can also be performed remotely upon request.

Product Description	Reference	Unit MRP [₹]
Vijeo Connect Link Manager License	VJOCNTLML	On Request
Vijeo Connect Link Manager Mobile Lic	VJOCNTLMM	On Request
Secure Connect Enterprise Pack	VJOCNTPACKENT	On Request
Secure Connect Essential Pack	VJOCNTPACKESS	On Request
Vijeo Connect Site Manager Basic License	VJOCNTSMBASIC	On Request
Vijeo Connect Site Manager Ext 10 Lic	VJOCNTSMEXT10	On Request
Vijeo Connect Site Manager Ext 5 Lic	VJOCNTSMEXT5	On Request
Vijeo Connect User statistics	VJOCNTSTAT	On Request
Vijeo Connect Gate Manager PremiumAccess	VJOCNTGMPREM	On Request



Green Premium™

An industry leading portfolio of offers delivering sustainable value



More than 75% of our product sales offer superior transparency on the material content, regulatory information and environmental impact of our products:

- RoHS compliance
- REACh substance information
- Industry leading # of PEP's*
- Circularity instructions



Discover what we mean by green
Check your products!

The Green Premium program stands for our commitment to deliver customer valued sustainable performance. It has been upgraded with recognized environmental claims and extended to cover all offers including Products, Services and Solutions.

CO₂ and P&L impact through... Resource Performance

Green Premium brings improved resource efficiency throughout an asset's lifecycle. This includes efficient use of energy and natural resources, along with the minimization of CO₂ emissions.

Cost of ownership optimization through... Circular Performance

We're helping our customers optimize the total cost of ownership of their assets. To do this, we provide IoT-enabled solutions, as well as upgrade, repair, retrofit, and remanufacture services.

Peace of mind through... Well-being Performance

Green Premium products are RoHS and REACh compliant. We're going beyond regulatory compliance with step-by-step substitution of certain materials and substances from our products.

Improved sales through... Differentiation

Green Premium delivers strong value propositions through third-party labels and services. By collaborating with third-party organizations we can support our customers in meeting their sustainability goals such as green building certifications.

Please contact Customer Care Center for Stockable and Non stockable status of references.

NORMAL STOCK ITEMS

W.E.F. January 17th, 2024



TeSys

> Control > Protect > Power > Active

Innovative and connected solutions for motor starters

TeSys is an innovative motor control and management solution from the global market leader. TeSys offers connected, efficient products and solutions for switching and protection of motors and electrical loads in compliance with all major global electrical standards

TeSys Function Names

TeSys components are grouped by function name, for easier identification. These functions are related to motor, power, control and protection.

> **TeSys Power:**
Components for powering motors



> **TeSys Control:**
Components for controlling motors



> **TeSys Protect:**
Components for protecting motors



> **TeSys Active:**
Connected components for motor circuits



Please contact Customer Care Center for Stockable and Non stockable status of references.

NORMAL STOCK ITEMS

W.E.F. January 17th, 2024

Start smart. Run smart. With TeSys motor controls.



Stay smart with the world's best-selling motor control solutions from the inventor of the world's first contactor - Schneider Electric™.

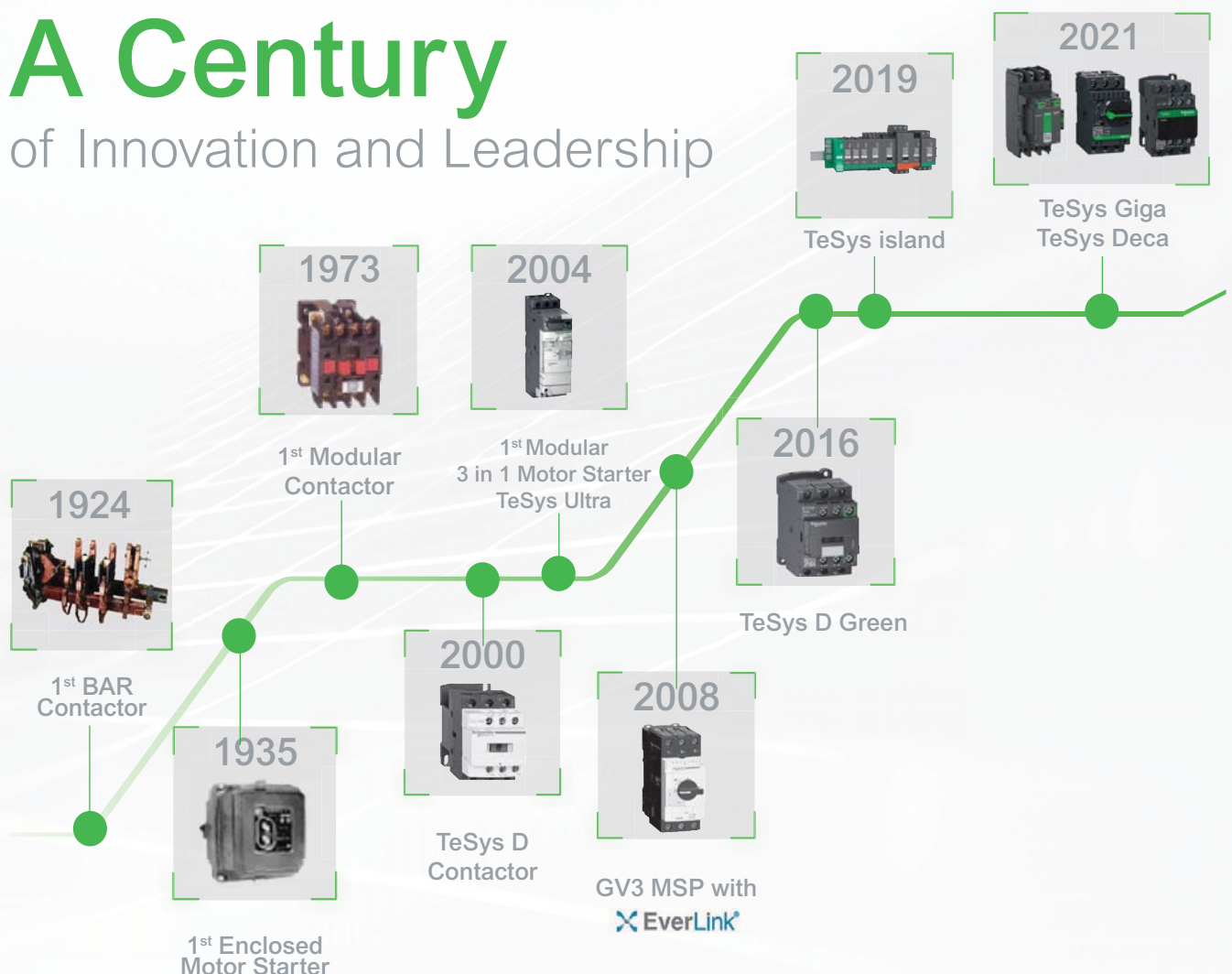
For almost a century, TeSys motor controls have driven the industry with innovations in motor protection, monitoring, and control.

It started with the introduction of the industry's first BAR contactor in 1924, and today, the legacy of innovation is built into every TeSys motor control device.

Best-in-class safety and reliability, plug-and-play architecture, and flexible functionality mean TeSys motor control solutions can meet your requirements across a wide range of applications, from the most common to the most advanced.

Wherever you are and anywhere your projects come together, you can trust Schneider Electric and TeSys contactors, circuit breakers, relays, and switches for unmatched reliability, complete compatibility with international standards, and the robust support of the Schneider Electric global supply network.

A Century of Innovation and Leadership



Superior safety for all industries

TeSys motor controls come with all of the isolation, protection and emergency handling you need to comply with international codes. High-contrast covers identify safety-critical devices to prevent inadvertent manual operation. Every TeSys contactor is both mechanically linked and equipped with mirror contacts for safety applications and wherever auxiliary contact state reliability is critical.



HVAC

Ensure 24/7 availability of your HVAC system with reliable products that can reach high ambient temperatures without derating.



Conveying

Decentralize the control cabinet of your conveyor line and benefit from up to 80% space reduction.



Genset

Make certain your generator starts even in the harshest conditions with robust TeSys solutions.




Pumping

Optimize single or multi-drive boosters for industry or infrastructure with energy and cost-effective solutions.



Packaging

Keep pace with the most demanding, high-end packing applications with solutions that can perform 30 million AC53a electrical cycles, like TeSys H.



Oil and Gas

Keep your employees and assets safe and improve uptime in onshore and offshore applications: pipeline operations: LNG and natural gas processing: and refining and petrochemical applications.



Water and Wastewater

Optimize the treatment and delivery of safer water by reducing energy usage and lowering operating costs.



Food and Beverage

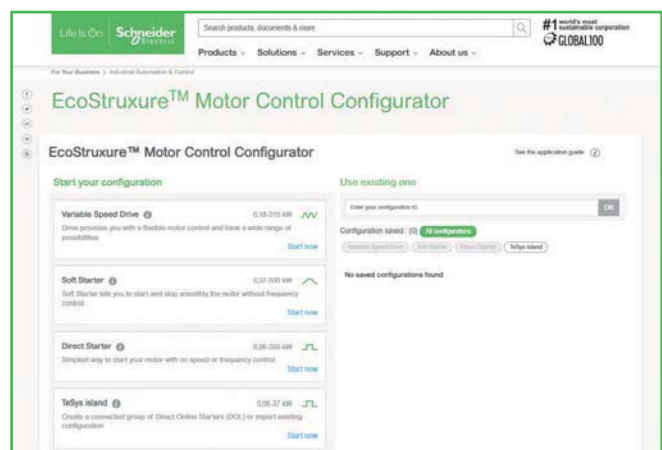
Serve your customers with environmentally friendly products to improve sustainability, efficiency, and flexibility, allowing you to adapt to changing customer habits.

Online selection tool

EcoStruxure™ Motor Control Configurator

For Direct-On-Line and Star-Delta starters, motor circuit breakers with advanced protection, motor management relays, configurations for total coordination, drives, and soft starters.

No matter what kind of starting method you need, our online EcoStruxure™ Motor Control Starter Configurator will help you to quickly and easily select the optimal combination of components to ensure maximized motor safety, protection, and uptime.



Scan or click on the QR code

TeSys Range

TeSys Component Series Names

Series names are now grouped as per the current ratings

- Series names group conventional components (circuit breakers, contactors, relays, overcurrent relays) by current rating ranges.
 - 0 to 16 A > **TeSys K** Series
 - 9 to 150 A > **TeSys 'Deca'** Series
 - 185 to 800 A > **TeSys 'Giga'** Series.
- TeSys advanced components have a specific classification.
 - 0 to 38 A All-in-one starters > **TeSys 'Ultra'** Series
 - 0 to 80 A Motor Control/Protection/Monitoring system > **TeSys 'island'** Series.
- Other TeSys component names remain unchanged (TeSys F, TeSys B, TeSys T).

> TeSys K Series

The essential line for motors up to 7.5kW/16A direct on TeSys K series of Motor Starters



> TeSys Deca Series

The industrial standard for motors up to 75kW/150A direct on TeSys Deca series of Motor Starters



> TeSys Giga Series

For large motors up to 450kW/800A direct on TeSys Giga Series



> TeSys Ultra Series

The most compact totally coordinated solution for Motor Starters. For Direct On Line or Reversing Motor Control and Drive Protection upto 18.5kW/38 A on TeSys Ultra series



> TeSys Island Series

Digitally powered monitoring, control and protection of electrical motors up to 37kW/80 A on TeSys Island Series



TeSys Control

TeSys K

Control Relays - K Model (AC & DC Control)



- Conformance IEC, UL, CSA, CE Marking
- Inbuilt 4 auxiliary contacts
- 10A thermal rating
- Available with AC (50/60Hz Dual frequency), DC & DC low consumption coil options

No of Poles	AC Control Reference	Unit MRP [₹]				DC Control Reference ⁽⁴⁾	Unit MRP [₹]		
		B7 (24V)	F7 (110V)	M7 (220V)	N7 (415V)		BD (24V)	FD (110V)	MD (220V)
2NO + 2NC	CA2KN22*	1770	1770	1770	1770	CA3KN22**	2440	2440	2440
3NO + 1NC	CA2KN31*	1770	1770	1770	-	CA3KN31**	2440	2440	2440
4NO	CA2KN40*	1770	1770	1770	2115				

No of Poles	DC low consumption Reference ^{(1) (2) (3)}	Unit MRP [₹]		
		BW3 (24V)	EW3 (48V)	SW3 (72V)
2NO + 2NC	CA4KN22***	3020	3625	3020
3NO + 1NC	CA4KN31***	3020	3625	-
4NO	CA4KN40***	3020	-	-

For other coil voltage ratings regarding above, please contact Schneider Electric customer care.

* Reference to be completed by adding coil voltage code

- (1) Compatible with PLC outputs
 (2) Wide range coil (0.7...1.25Uc), suppressor fitted as standard
 (3) 2 pole auxiliary contact block can be mounted additionally
 (4) Optional in-built surge suppressor available

Power Contactors - K Model (3 Pole AC & DC Control)



- Conformance to IEC, UL, CSA
- Current Rating : 6A to 16A, AC-3 duty
- 1NO or 1NC inbuilt auxiliary contact
- Available in 3P & 4P version
- Available with AC (50/60Hz Dual frequency), DC & DC low consumption⁽⁵⁾ coil options

Motor Power (kW)	Auxiliary Contacts	AC Control Reference	Unit MRP [₹]				DC Control Reference ⁽⁵⁾	Unit MRP [₹]		
			B7 (24V)	F7 (110V)	M7 (220V)	N7 (415V)		BD (24V)	FD (110V)	MD (220V)
3	1NC	LC1K0601*	1485	1485	1485	1805	LP1K0601**	2300	2780	2300
	1NO	LC1K0610*	1485	1485	1485	1485	LP1K0610**	2300	2780	2300
5.5	1NC	LC1K0901*	1555	1555	1555	1875	LP1K0901**	2500	2500	2500
	1NO	LC1K0910*	1555	1555	1555	1555	LP1K0910**	2500	2500	2500
7.5	1NC	LC1K1201*	1760	1760	1760	-	LP1K1201**	2900	2900	-
	1NO	LC1K1210*	1760	1760	1760	2120	LP1K1210**	2900	3510	-
10	1NC	LC1K1601*	2075	2075	2075	-	-	-	-	-
	1NO	LC1K1610*	2075	2075	2075	-	-	-	-	-

For other coil voltage ratings contactors, please contact Customer Care.

* Reference to be completed by adding coil voltage code

(5) For low consumption offer, please contact Customer Care

Reversing Contactors - K Model



- Conformance to IEC, UL, CSA, CE
- Current Rating : 6A to 16A, AC-3 duty
- 1NO or 1NC inbuilt auxiliary contact
- Available in 3P & 4P version
- Available with AC(50/60Hz Dual frequency), DC & DC low consumption⁽⁶⁾ coil options

Motor Power (kW)	Auxiliary Contacts	AC Control Reference	Unit MRP [₹]	
			F7 (110V)	M7 (220V)
3	1 NC	LC2K0601*	4945	4945
	1 NO	LC2K0610*	4945	4945
5.5	1 NC	LC2K0901*	5280	5280
	1 NO	LC2K0910*	5280	5280
7.5	1 NC	LC2K1201*	5440	5440
	1 NO	LC2K1210*	5440	5440
10	1 NC	LC2K1601*	7310	-
	1 NO	LC2K1610*	6075	7310

For other coil voltage ratings contactors, please contact Customer Care.

* Reference to be completed by adding coil voltage code

(6) For current rating and ref please contact Customer Care

Please contact Customer Care Center for Stockable and Non stockable status of references.

NORMAL STOCK ITEMS

W.E.F. January 17th, 2024

TeSys Control

TeSys K

Accessories - K Model

Description	Mounting	Contacts	Reference	Unit MRP [₹]
Auxiliary contact block	Front	2NC	LA1KN02	805
	Front	1NO + 1NC	LA1KN11 <input checked="" type="checkbox"/>	735
	Front	2NO	LA1KN20	805
	Front	4NC	LA1KN04	1240
	Front	1NO + 3NC	LA1KN13	1240
	Front	2NO + 2NC	LA1KN22 <input checked="" type="checkbox"/>	1240
	Front	3NO + 1NC	LA1KN31	1240
	Front	4NO	LA1KN40	1240

Description	Control Voltage	Range	Reference	Unit MRP [₹]
On Delay Electronic Timer	24..48V AC/DC	1..30S	LA2KT2E ⁽¹⁾	4055

Description	Coil Voltage	Reference	Unit MRP [₹]
Surge Suppressor - RC Circuit	220..250V AC	LA4KA1U*	1265
Surge Suppressor - Varistor	130..250V AC/DC	LA4KE1UG*	1265
Surge Suppressor - Varistor	50..129V AC/DC	LA4KE1FC*	1265

* Lot size 5

(1) Front mounted with common point changeover contact

Please contact Customer Care Center for Stockable and Non stockable status of references.

NORMAL STOCK ITEMS

W.E.F. January 17th, 2024

TeSys Capacitor Duty Contactor

Capacitor Duty Contactor



Nominal Reactive Power 440V	Auxiliary Contacts	Reference	Unit MRP [₹]	
			F7 (110 V)	M7 (220V)
LC1-D•K - with Damping Resistors & Block of Early Make poles				
12.5 kVar	1NO + 2NC	LC1DFK*	5550	5550
16.7 kVar	1NO + 2NC	LC1DGK*	7795	7795
20 kVar	1NO + 2NC	LC1DLK*	-	8755
25 kVar	1NO + 2NC	LC1DMK*	9605	9605
32 kVar	1 NO + 2NC	LC1DPK*	20925	20925
40 kVar	1NO + 2NC	LC1DTK*	28825	28825
60 kVar	1NO + 2NC	LC1DWK12*	32450	32450

For other coil voltage ratings contactors, please contact Customer Care.

* Reference to be completed by adding coil voltage code



Instruction Manual
Video for Capacitor
Duty Contactors



Guide for the Design
and Production of LV
Power Factor
Correction Cubicles

For complete information on selection of capacitor switching please refer to the TeSys catalogue

Please contact Customer Care Center for Stockable and Non stockable status of references.

NORMAL STOCK ITEMS

W.E.F. January 17th, 2024

TeSys Control

TeSys Deca

The next-generation TeSys Deca series motor starters offer a reliable and robust solution for a faster machine time-to-market. It has a new modern look & feel and is designed to meet the requirements of Electro domestic applications. Ease of operation and reliability is guaranteed with the new multi-standard screws. Digital customer experience is enhanced with a QR embedded from product to packaging.

TeSys Deca Control Contactors (AC & DC Control)



- Conformance to IEC, UL, CSA
- 5 inbuilt auxiliary contacts, in just 2 variants
- Available with AC (50/60Hz Dual frequency), DC & DC low consumption coil options
- High Operating ambient temperature upto 60 Deg C
- Inbuilt surge suppressor for DC & DC low consumption

No of Poles	AC Control Reference	Unit MRP [₹]				DC Control Reference ⁽⁴⁾	Unit MRP [₹]		
		B7 (24V)	F7 (110V)	M7 (220V)	N7 (415V)		BD (24V)	FD (110V)	MD (220V)
3NO + 2NC	CAD32*	1910	1910	1910	1910	CAD32**	2745	2745	2745
5NO	CAD50*	1910	1910	1910	-	CAD50**	2745	2745	2745

No of Poles	DC low consumption Reference ^{(1) (2) (3)}	Unit MRP [₹]	
		BL (24V)	ML (220V)
3NO + 2NC	CAD32***	3435	5820
5NO	CAD50***	3435	-

For other coil voltage ratings contactors, please contact Customer Care.

* Reference to be completed by adding coil voltage code

(1) Compatible with PLC outputs

(2) Wide range coil (0.7...1.25Uc), suppressor fitted as standard

(3) 2 pole auxiliary block can be mounted

Power Contactors - Deca Model (3 Pole AC & DC Control)



- Conformance to IEC, UL, CSA
- Available with AC (50/60Hz Dual frequency), DC & DC low consumption coil options
- High Operating ambient temperature, no derating upto 60 Deg C
- Inbuilt 1NO + 1NC auxiliary contacts upto 150A
- High electrical and mechanical life
- Fuse-less Type 2 Co-ordination Charts available
- EverLink® terminal for 40, 50, 65 & 80A contactors
- Inbuilt surge suppressor in DC coil for 9-80A

[le] Rated Operational Current AC-1	kW	AC-3 Duty			Auxiliary Contacts	AC Control Reference	Unit MRP [₹]		
		HP	A	A			M7 (220V)	N7 (415V)	F7 (110V)
25	4	5.5	9	1 NO + 1 NC	LC1D09*	1915	1915	1915	
25	5.5	7.5	12	1 NO + 1 NC	LC1D12*	2155	2155	2155	
32	9	12.5	18	1 NO + 1 NC	LC1D18*	2500	2500	2500	
40	11	15	25	1 NO + 1 NC	LC1D25*	3095	3095	3095	
50	15	20	32	1 NO + 1 NC	LC1D32*	6015	6015	6015	
50	18.5	25	38	1 NO + 1 NC	LC1D38*	8675	8675	8675	
60	22	30	40	1 NO + 1 NC	LC1D40A*	9105	9105	9105	
80	25	35	50	1 NO + 1 NC	LC1D50A*	11865	11865	11865	
80	37	50	65	1 NO + 1 NC	LC1D65A*	16460	16460	16460	
125	45	60	80	1 NO + 1 NC	LC1D80*	24895	24895	24895	
125	45	60	95	1 NO + 1 NC	LC1D95*	26495	26495	26495	
250	59	80	115	1 NO + 1 NC	LC1D115*	32605	32605	32605	
250	80	110	150	1 NO + 1 NC	LC1D150*	40760	40760	40760	

For other coil voltage ratings contactors, please contact Customer Care.

* Reference to be completed by adding coil voltage code

Please contact Customer Care Center for Stockable and Non stockable status of references.

NORMAL STOCK ITEMS

W.E.F. January 17th, 2024

TeSys Control

TeSys Deca

[le] Rated Operational Current AC-1	AC-3 Duty			Auxiliary Contacts	DC Control Reference ⁽¹⁾	Unit MRP [₹]		
	kW	HP	A			BD (24V)	FD (110V)	MD (220V)
25	4	5.5	9	1 NO + 1 NC	LC1D09*	3025	3025	3025
25	5.5	7.5	12	1 NO + 1 NC	LC1D12*	3400	3400	3400
32	9	12.5	18	1 NO + 1 NC	LC1D18*	4190	4190	4190
40	11	15	25	1 NO + 1 NC	LC1D25*	5295	5295	5295
50	15	20	32	1 NO + 1 NC	LC1D32*	10800	10800	10800
50	18.5	25	38	1 NO + 1 NC	LC1D38*	12760	12760	12760
60	22	30	40	1 NO + 1 NC	LC1D40A*	15285	15285	15285
80	25	35	50	1 NO + 1 NC	LC1D50A*	19180	19180	19180
80	37	50	65	1 NO + 1 NC	LC1D65A*	21750	21750	21750
125	45	60	80	1 NO + 1 NC	LC1D80*	29540	29540	29540
125	45	60	95	1 NO + 1 NC	LC1D95*	32375	32375	32375
250	59	80	115	1 NO + 1 NC	LC1D115*	38260	38260	38260
250	80	110	150	1 NO + 1 NC	LC1D150*	45915	45915	45915

For other coil voltage ratings contactors, please contact Customer Care.
 * Reference to be completed by adding coil voltage code

TeSys Deca Power Contactors (3 Pole DC Low Consumption)

Now available upto 80A with the TeSys Deca Green Low Consumption offer

[le] Rated Operational Current AC1	Motor Power (Long Life) AC3			Auxiliary Contacts	Reference	Unit MRP [₹]	
	kW	HP	A			BL (24V)	EL (48V)
25	4	5.5	9	1 NO + 1 NC	LC1D09****	3320	3320
25	5.5	7.5	12	1 NO + 1 NC	LC1D12****	3715	3715
32	9	12.5	18	1 NO + 1 NC	LC1D18****	5675	5675
40	11	15	25	1 NO + 1 NC	LC1D25****	6915	6915
50	15	20	32	1 NO + 1 NC	LC1D32****	11825	11825

[le] Rated Operational Current AC1	Motor Power (Long Life) AC3			Auxiliary Contacts	Reference	Unit MRP [₹]			
	kW	HP	A			BBE (24V DC)	BNE (24-60V AC/DC)	EHE (48-130V AC/DC)	KUE (100-250V AC/DC)
60	22	30	40	1 NO + 1 NC	LC1D40A#	15285	15285	15285	15285
80	25	35	50	1 NO + 1 NC	LC1D50A#	19180	19180	19180	19180
80	37	50	65	1 NO + 1 NC	LC1D65A#	21750	21750	21750	21750
80	37	50	80	1 NO + 1 NC	LC1D80A#	26400	26400	26400	26400

For other coil voltage ratings contactors, please contact Customer Care.
 * Reference to be completed by adding coil voltage code

TeSys Deca Power Contactors (4 Pole AC & DC Control)



- Conformance to IEC, UL, CSA
- Available with AC (50/60Hz Dual frequency), DC & DC low consumption⁽¹⁾ coil options
- High Operating ambient temperature, no derating upto 60 deg C

[le] Rated Operational Current AC1	Poles Composition	AC control Reference	Unit MRP [₹] M7 (220V)	DC control Reference	Unit MRP [₹]		
					BD (24V)	FD (110V)	MD (220V)
20	4NO	-	-	LC1DT20**	3655	3655	3655
	2NO+2NC	-	-	LC1D098**	3980	3980	3980
25	4NO	-	-	LC1DT25**	4390	4390	4390
	2NO+2NC	-	-	LC1D128**	5730	5730	5730
32	4NO	-	-	LC1DT32**	4825	8185	5780
	2NO+2NC	-	-	LC1D188**	6525	7810	6525
40	4NO	-	-	LC1DT40**	7565	7565	7565
	2NO+2NC	-	-	LC1D258**	9970	9970	9970
60	4NO	-	-	LC1DT60A#	15135	18135	18135
	2NO+2NC	-	-	LP1D40008**	19890	23835	19890
80	4NO	-	-	LC1DT80A#	22580	22580	-
	2NO+2NC	-	-	LP1D65008**	26740	26740	-
125	4NO	-	-	LP1D80004**	28965	34705	-
	2NO+2NC	-	-	LP1D80008**	33420	40040	33420
250	4NO	LC1D1150046*	36505	LC1D1150046**	40555	40555	-

Note: Please contact Customer Care for 4 Pole AC coil contactor details
⁽¹⁾ For current rating and ref please contact Customer Care
 For other coil voltage ratings contactors, please contact Customer Care.
 * Reference to be completed by adding coil voltage code

Please contact Customer Care Center for Stockable and Non stockable status of references.

NORMAL STOCK ITEMS

W.E.F. January 17th, 2024



TeSys Deca Green

The Revolutionary Electronic Coil Contactor



Complete range in 3 frame sizes:

09-12-18A

25-32-38A

40-50-65-80A

 -80%

Up to 80% less energy consumption than a traditional electromechanical motor starter

10X Reduction
in references

Only 3 references to cover the complete voltage range for AC and DC

 -35%

Highest currents in smallest size, e.g.

PLC Compatible

Direct connection to a PLC without the need for an interposing relay

SEMIF47

High uptime thanks to wide band coil with high resistance to voltage surges/SEMIF47 conform



Scan to see TeSys Deca Green under voltage performance.

TeSys Control

TeSys Deca

TeSys Deca Green Contactor (3 Pole AC/DC Universal Coil)



- Universal AC/DC coil from 24 - 250V
- Special low consumption offer from 40-80A
- Fuseless Type 2 Co-ordination charts available

The Revolutionary Electronic Coil Contactor

[Ie] Rated Operational Current AC1	AC3 Duty (Long Life)			Auxiliary Contacts	Reference	Unit MRP [₹]		
	kW	HP	A			BNE (24-60V AC/DC)	EHE (48-130V AC/DC)	KUE (100-250V AC/DC)
25	4	5.5	9	1NO + 1NC	LC1D09*	3940	3940	3940
25	5.5	7.5	12	1NO + 1NC	LC1D12*	4085	4085	4085
32	9	12.5	18	1NO + 1NC	LC1D18*	5390	5390	5390
40	11	15	25	1NO + 1NC	LC1D25*	6435	6435	6435
50	15	20	32	1NO + 1NC	LC1D32*	13075	13075	13075
50	18.5	25	38	1NO + 1NC	LC1D38*	14110	16760	14110
60	22	30	40	1NO + 1NC	LC1D40A*	15285	15285	15285
80	25	35	50	1NO + 1NC	LC1D50A*	19180	19180	19180
80	37	50	65	1NO + 1NC	LC1D65A*	21750	21750	21750

For other coil voltage ratings contactors, please contact Customer Care.

* Reference to be completed by adding coil voltage code

TeSys Deca Green Power Contactors (4 Pole AC & DC Control)

[Ie] Rated Operational Current AC-1	Poles Composition	Auxiliary Contacts	DC Control Reference	Unit MRP [₹]			
				BBE (24V DC only)	BNE (24-60V AC/DC)	EHE (48-130V AC/DC)	KUE (100-250V AC/DC)
60	4NO	1NO + 1NC	LC1DT60A*	15135	15135	15135	15135
80	4NO	1NO + 1NC	LC1DT80A*	22580	22580	22580	22580

Coil Voltage Code

Type	Voltage	24-60V AC/DC	48-130V AC/DC	100-250V AC/DC
AC/DC*	LC1D09 - D38, LC1D40A - 80A, LC1DT60A - 80A	BNE	EHE	KUE
24V DC Low Consumption*	LC1D40A - 80A, LC1DT60A - 80A	BBE (24V DC only)	-	-

For other coil voltage ratings contactors, please contact Customer Care.

* Reference to be completed by adding coil voltage code



Check the features of the TeSys Deca Green

Please contact Customer Care Center for Stockable and Non stockable status of references.

NORMAL STOCK ITEMS

W.E.F. January 17th, 2024

TeSys Control

TeSys Deca

Description	For use with	Reference	Unit MRP [₹]
Power connection accessories			
Terminal block	For supply to one or more GV2 G busbar sets	GV1G09	2370
Set of 63A busbars for paralleling of contactors	2 contactors LC1D09...D18 or D25...D38	GV2G245	2300
	4 contactors LC1D09...D18 or D25...D38	GV2G445	3620
Set of 115A busbars for paralleling of contactors	2 contactors LC1D40A...D80A	GV3G264	4135
	3 contactors LC1D40A...D80A	GV3G364 ⁽¹⁾	2210
Set of S-shape busbars	For circuit breakers GV3P** & GV3L** and contactors LC1 D40A...D65A	GV3S	1655

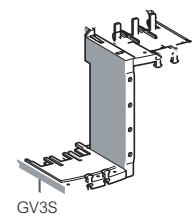
**Not applicable for GV3P/GV3L 73A and 80A



Description	For use with	Reference	Unit MRP [₹]
Mechanical interlock	LC1D09 to D38(1)	LAD9V2	845
	LC1D40A to D65A(1)	LAD4CM	1715
	LC1D80 and D95 (for AC control voltage)	LA9D4002	3760
	LC1D80 and D95 (for DC control voltage)(2)	LA9D8002	5595
	LC1D115 and D150(2)	LA9D11502	5675

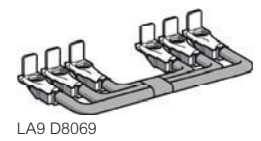
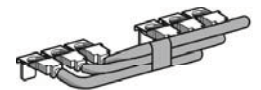
(1) With this set of busbars, any one contactor can be supplied directly by its EverLink® double cage power terminal block. The other two contactors are supplied by the busbar set. The 115A limitation is therefore applied to these two contactors.

(2) With electrical interlock

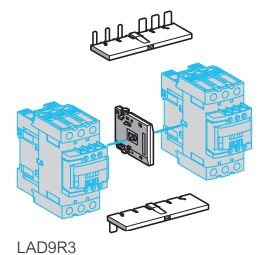
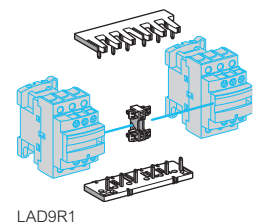


GV3S

Description	For use with	Reference	Unit MRP [₹]
Power Connection for Reversing			
Kit Comprising :	LC1D09 to D38	LAD9V5	700
1. A set of parallel bars	LC1D09 to D38	LAD9V6	875
2. A set of reverser bars.	LC1D40A to D80A	LA9D65A69	3650
	LC1D80 and D95 (for AC control voltage)	LA9D8069	7810
	LC1D80 and D95 (for DC control voltage)	LA9D8069	7810
	LC1D115 and D150	LA9D11569	12995



Description	For use with	Reference	Unit MRP [₹]
Reversing Kit			
Kit Comprising :			
1. A mechanical interlock LAD 9V2 with electrical interlocking LAD 9V1	LC1D09 to D38	LAD9R1V	1755
2. A set of power connections LAD 9V5 (parallel) and LAD 9V6 (reversing).			
Kit Comprising :			
1. A mechanical interlock LAD 9V2 without electrical interlocking	LC1D09 to D38	LAD9R1	1745
2. A set of power connections LAD 9V5 (parallel) and LAD 9V6 (reversing).			
Kit Comprising :			
1. A mechanical interlock LAD 4CM	LC1D40A to D80A	LAD9R3	4165
2. A set of power connections LA9 D65A69.			



Description	For use with	Reference	Unit MRP [₹]
Star Delta Kit			
Time delay contact block LAD S2 (LC1D09...D80),	LC1D09 and D12	LAD91217	6590
Power circuit connections (LC1D09...D80),	LC1D18 to D32	LAD93217	8475
Hardware required for fixing the contactors onto the mounting plate (LC1D80)	LC1D40A and D50A	LAD9SD3	17125
	LC1D80	LA9D8017	19015



Please contact Customer Care Center for Stockable and Non stockable status of references.

NORMAL STOCK ITEMS

W.E.F. January 17th, 2024

TeSys Control

TeSys Deca

Description	Time Delay Range	Timer Type	Reference	Unit MRP [₹]
On delay timer ^{(1) (2)}	15...30 s	on delay	LA4DT2U	6340
On delay timer ^{(1) (2)}	0.1...2 s	on delay	LA4DT0U	6340
On delay timer ^{(1) (2)}	25...500 s	on delay	LA4DT4U	5840
Relay interface module - 24V DC ^{(1) (2)}	-	-	LA4DFB	7105

(1) For LC1 D09...38A (3P, AC coils only) add mounting adaptor LAD4BB and for LC1 D40A...65A (3P, AC coils only), add mounting adaptor LAD4BB3.
 (2) For LC1D80...150 (3P), direct mounting, for 100-250V AC Coils only.

Description	For use with	Reference	Unit MRP [₹]				
			B (24V) (AC/DC)	E (42/48V) (AC/DC)	F (110/127V) (AC/DC)	M (220/240V) (AC/DC)	Q (380/415V) (AC/DC)
TeSys Deca Model Mechanical Latch Blocks							
Front, Clip-on	LC1D09...D38 (a or c) LC1DT20...DT40 (a or c) LC1D40A...D65A (3P a or c) LC1DT60A and DT80A (4P a or c)	LAD6K10*	7620	7620	7620	7620	7620
	LC1D80...D150 (3P a) LC1D80 and D115 (3 P c) LC1D80 (4 P a) LC1D80 and D115 (4 P a) LP1D80 and LC1D115 (4 P c)	LA6DK20*	7955	8920	8920	7955	12535

* Reference to be completed by adding coil voltage code and recommended to check availability with Customer Care team

Spare Coils TeSys Deca Model

Product Compatibility	Reference
AC Coils	
CAD, LC1-D09...D38, DT20..40	LXD1*
LC1D40A, D50A, D65A & LC1DT60A, DT80A	LXD3*
D80 & D95 (3P & 4P)	LX1D6*
LC1-D115, D150	LX1D8*
DC Coils	
LC1-D80-D95	LX4D7**
LC1-D115, D150	LX4D8**

* Reference to be completed by adding coil voltage code and recommended to check availability with Customer Care team

Coil Voltage Code

Type	Voltage (V)	24	110	220	415
AC*	CAD, LC1-D09...D38, DT20..40, LC1 - D150, LC1D40A, D50A, D65A & LC1DT60A, DT80A, LC1D150 LC1D80, D95, D115	B7	F7	M7	N7

Please contact Customer Care Center for Stockable and Non stockable status of references.

NORMAL STOCK ITEMS

W.E.F. January 17th, 2024

TeSys Control

TeSys Deca

Accessories

Description	For use With	Contacts	Reference	Unit MRP [₹]	
Add On Blocks					
Additional instantaneous auxiliary contact blocks	LC1D09 ...LC1D150*	Front Mounted 1NO + 1NC	LADN11	565	
		Front Mounted 2NO	LADN20 ✓	565	
		Front Mounted 2NC	LADN02	900	
		Front Mounted 2NO + 2NC	LADN22 ✓	1025	
		Front Mounted 4NC	LADN04	1490	
		Front Mounted 4NO	LADN40 ✓	1025	
		Front Mounted 1NO + 3NC	LADN13	1025	
		Front Mounted 3NO + 1NC	LADN31 ✓	1025	
		LC1D80..LC1D95	Front Mounted 1NO	LADN10	500
			Front Mounted 1NC	LADN01	500

Description	Contacts	Reference	Unit MRP [₹]
Add On Blocks			
Additional instantaneous auxiliary contact blocks	Side Mounted ⁽¹⁾ 1NO + 1NC	LAD8N11	2145
	Side Mounted ⁽¹⁾ 2NO	LAD8N20	2145
Pneumatic timer blocks front mounted	ON delay 1NO + 1NC 0.1..3s	LADT0	4075
	ON delay 1NO + 1NC 0.1..30s	LADT2	4075
	ON delay 1NO + 1NC 10..180s	LADT4	4075
	ON delay 1NO + 1NC 1..30s (2)	LADS2 ✓	4350
	OFF delay 1NO + 1NC 0.1 ..3s	LADR0	4075
	OFF delay 1NO + 1NC 0.1 ..30s	LADR2 ✓	4075
	OFF delay 1NO + 1NC 10..180s	LADR4	4075

(1) Suitable for mounting on TeSys Deca range AC Coil Contactors and Control Relays only

(2) With Switching time of 40 ms between opening of the NC contact and closing of the NO contact recommended for Star - Delta Starters

Accessories compatibility

Contactors		Instantaneous Auxiliary Contacts				Time delay Front Mounted
Type	Number of Poles and Size	Side mounted	Front mounted			
			1 contact	2 contact	4 contacts	
AC & AC/DC	3P LC1D09...D38	1 on LH side	and	-	1 or 1	or 1
AC & AC/DC	3P LC1D40A...D80A	1 on LH or 1 on RH side	and	-	1 or 1	or 1
AC & AC/DC	3P LC1D80 and D95A (50/60 Hz)	1 on each side	or	2	and 1 or 1	or 1
AC & AC/DC	3P LC1D80 and D95A (50 or 60 Hz)	1 on each side	and	2	and 2 or 1	or 1
AC & AC/DC	3P LC1D115 and D150	1 on LH side	and	-	1 or 1	or 1
AC & AC/DC	4P LC1DT20...DT40	1 on LH side	and	-	1 or 1	or 1
AC & AC/DC	4P LC1DT60A and DT80A	1 on LH or 1 on RH side	and	-	1 or 1	or 1
AC & AC/DC	4P LC1D40008, D65008 and D80	1 on each side	or	1	or 1 or 1	or 1
AC & AC/DC	4P LC1D115	1 on each side	and	1	or 1 or 1	or 1
DC	3P LC1D09...D38	-	-	1	or 1	or 1
DC	3P LC1D40A...D80A	-	-	1	or 1	or 1
DC	3P LC1D80 and D95	-	1	or 1	or 1	or 1
DC	3P LC1D115 and D150	1 on LH side	and	-	1 or 1	or 1
DC	4P LC1DT20...DT40	-	-	1	or 1	or 1
DC	4P LC1DT60A and DT80A	-	-	1	or 1	or 1
DC	4P LC1D40008, D65008 and D80	-	2	and 1	or 1	or 1
DC	4P LC1D115	1 on each side	-	and 1	or 1	or 1
LC ⁽³⁾	3P LC1D09...D38	-	-	1	-	-
LC ⁽³⁾	3P LC1DT20...DT40	-	-	1	-	-

(3) LC : Low consumption

Please contact Customer Care Center for Stockable and Non stockable status of references.

✓ NORMAL STOCK ITEMS

W.E.F. January 17th, 2024

TeSys Control

TeSys Deca

Accessories

Description	For use with	Reference	Unit MRP [₹]
For Contactor D115/150			
Contacts set - 3P	LC1D115	LA5D1158031	24960
Contacts set - 3P	LC1D150	LA5D150803	25875
Contacts set - 4P	LC1D1150046	LA5D115804	34405

Product Compatibility	Fixing	Control Circuit Voltage	Suppressor Type	Reference	Unit MRP [₹]
Coil Suppressor Modules					
LC1D12...D25 (4P)	Screw	110...240V AC	RC Circuit AC	LA4DA1U	1955
	Screw	12...250V DC	Diode DC	LA4DC1U	2190
LC1D09...D38, LC2D09...D38, LC1DT20...DT40, LC2DT20...DT40 (3P)	Screw	24...48V AC	Varistor AC/DC	LAD4VE	1895
	Screw	24...48V AC 400Hz	RC Circuit AC	LAD4RCE	1895
	Screw	50...127V AC 200Hz	RC Circuit AC	LAD4RCG	1715
CAD	Screw	110...240V AC 100Hz	RC Circuit AC	LAD4RCU <input checked="" type="checkbox"/>	1895
	Screw	110...250V AC	Varistor AC/DC	LAD4VU	1895
LC1D80, LC1D95, LC2D80, LC2D95 (3P) LC2D80 (4P), LC1D40008, LC1D65008	Screw	24...250V DC	Diode DC	LA4DC3U	1955
	Screw	110...250V AC	Varistor AC/DC	LA4DE2U	1870
	Screw	24...48V AC 400Hz	RC Circuit AC	LA4DA2E	1870
	Screw	50...127V AC 200Hz	RC Circuit AC	LA4DA2G	2950
	Screw	110...240V AC 100Hz	RC Circuit AC	LA4DA2U	1955
	Screw	380...415V AC 150Hz	RC Circuit AC	LA4DA2N	2950
	Screw	24...48V DC	Varistor AC/DC	LA4DE3E	1955

Please contact Customer Care Center for Stockable and Non stockable status of references.

NORMAL STOCK ITEMS

W.E.F. January 17th, 2024

TeSys Control

TeSys Deca

Modular marking system simplifies identification of standard contactors in the control panel to enhance visibility of the safety chain

Simple, customisable modular marking system

Standard TeSys Deca contactors

Easy-to-attach covers:



Auxiliary blocks with safety chain identification also available for more contact points:



Flexibility to customise contactors included in the safety chain during panel building



Simpler and faster maintenance with 100% visibility



Safety covers and auxiliary blocks prevent screwdriver contact with poles

Standard TeSys Ultra motor starters

Translucent labels to identify safety-chain devices:



Complete safety-chain identification system

TeSys Deca range

Retrofit contactor safety covers



LAD9ET1S
9A upto 65A



LAD9ET3S
80A to 95A



LAD9ET4S
110A to 150A



LADN22S
2NO + 2NC

Also available for CAD32/CAD50

TeSys Ultra range

Retrofit identification label



LU9ET1S

Built in Safety

TeSys Ultra motor starters are certified according to IEC 60947-4-1 for safety applications thanks to integrated mirror contact

Description	For use with	Reference	Unit MRP [₹]
Red Cover (For safety chain indication)	LC1D09...D65A and DT20 .. DT80A	LAD9ET1S	810
Auxiliary Contact block with red front face- for safety chain indication	2NO + 2NC	LADN22S	1155

Please contact Customer Care Center for Stockable and Non stockable status of references.

NORMAL STOCK ITEMS

W.E.F. January 17th, 2024



TeSys Giga - Future Ready

A New Generation Series with Digital Innovation

TeSys Giga is new range of high-power contactors that supports industry requirements with process performance monitoring through data networks and online expert services.

Optimized Predictive Maintenance through-

- Continuous local and remote monitoring of contact wear
- Replaceable contacts (when necessary), facilitated by diagnostic visual indicator.

Unique Design-

- Innovative design and feature with compact size
- Ergonomic design & Flexibility in connections.
- Embedded auxiliary contact blocks
- Wideband electronic coils



TeSys Control

TeSys Giga

TeSys Giga High Power Contactors

Both "Standard" & "Advanced" versions available in 3 sizes, covering several ratings



Standard Version

Power & control

- 3 or 4 power poles
- 115 to 800A (AC-3)
- 200 to 1050A (AC-1)
- Embedded 1 NO + 1 NC auxiliary contacts
- Push-in type terminals for coils & control

Remote control

- 48-130V, 100-250V AC/DC coils
- Wide voltage range coils (direct coil control)
- Embedded surge-suppressor

Diagnostic

- Embedded wear diagnostic
- Embedded control voltages diagnostic
- Self diagnosis function
- Local alarm signaling (LED)



Advanced Version

Advanced diagnostic features along with standard version -

Diagnostic


- Remote wear diagnostic signaling kit (accessory)

Mounting

- Cable memory' adapter enables maintenance without removing power cables and busbar connections.

Remote control

- 24-48 V, 200-500 V AC/DC coils
- Digital control input (PLC output digital coil control)



Please contact Customer Care Center for Stockable and Non stockable status of references.

NORMAL STOCK ITEMS

W.E.F. January 17th, 2024

TeSys Control

TeSys Giga

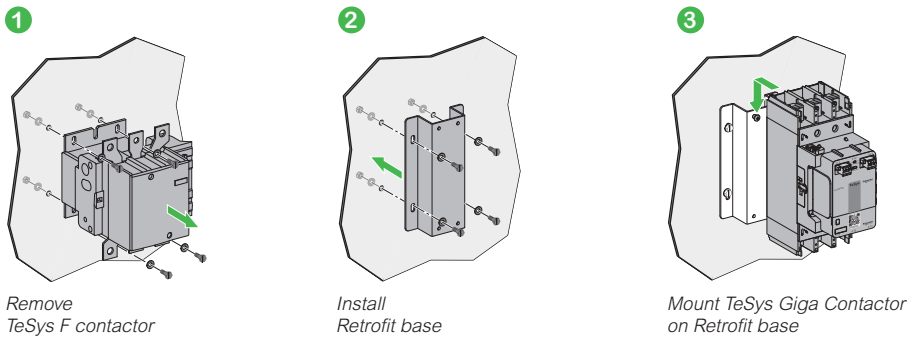
Quick & Easy Replacement of TeSys F with TeSys Giga Contactors with Retrofit Bases



Description	Reference	Unit MRP [₹]
Substitutes LC1F115-225 with LC1G115-225	LA9GRFB1	On Request
Substitutes LC1F265-500 with LC1G265-500	LA9GRFB2	On Request
Substitutes LC1F630-800 with LC1G630-800	LA9GRFB3	On Request



- Suitable for 3 pole contactors
- The bases come in two frame sizes.
- Upgrade your system with the new range of contactors in just 3 simple steps:



TeSys Giga Power Contactors (3 Pole AC/DC)

[Ie] Rated Operational Current AC-1	Motor Power (Long Life) AC-3		Standard version Reference	Unit MRP [₹]	
	kW (@115V)	A		EHEN (48-130 V)	KUEN (100-250 V)
250	55	115	LC1G115****	30270	31310
275	75	150	LC1G150****	39925	39925
305	90	185	LC1G185****	49480	49480
330	110	225	LC1G225****	53245	53245
385	132	265	LC1G265****	65445	65445
440	160	330	LC1G330****	79140	79140
550	200	400	LC1G400****	95650	95650
700	250	500	LC1G500****	132690	132690
1050	375	630	LC1G630****	On Request	On Request
1050	450	800	LC1G800****	On Request	On Request

TeSys Giga Power Contactors (4 Pole AC/DC)

[Ie] Rated Operational Current AC-1	Power Pole Composition	Standard version Reference	Unit MRP [₹]	
			EHEN (48-130 V)	KUEN (100-250 V)
250	4 NO	LC1G1154****	49680	49680
275	4 NO	LC1G1504****	59110	59110
305	4 NO	LC1G1854****	73860	73860
330	4 NO	LC1G2254****	86760	86760
385	4 NO	LC1G2654****	97005	97005
440	4 NO	LC1G3304****	112890	112890
550	4 NO	LC1G4004****	140300	140300
700	4 NO	LC1G5004****	206755	206755
1050	4 NO	LC1G6304****	On Request	On Request
1050	4 NO	LC1G8004****	On Request	On Request

Note:

For ordering advanced version replace **N** with **A** in reference as EHEN/KUEN → EHEA/KUEA respectively.

Example: LC1G1154 EHEN → LC1G1154 EHEA.

For other coil voltage ratings contactors, please contact Customer Care.

* Reference to be completed by adding coil voltage code

Please contact Customer Care Center for Stockable and Non stockable status of references.

NORMAL STOCK ITEMS

W.E.F. January 17th, 2024

TeSys Control

TeSys Giga

Giga High power contactors – Power wiring accessories

Product references

Power Terminals

Spreader Kits



Description	Suitable for	Compatible with Contactors	Increase of Pole Pitch	Quantity Set of	Reference	Unit MRP [₹]
Spreader kits	3P	LC1G115...LC1G225	35 to 45 mm	3	LA9G3611	On Request
	3P	LC1G265...LC1G500	45 to 70 mm	3	LA9G3612	On Request
	4P	LC1G115...LC1G225	35 to 45 mm	4	LA9G4611	On Request
	4P	LC1G265...LC1G500	45 to 70 mm	4	LA9G4612	On Request

Terminal extensions for larger power connections



Description	Suitable for	Compatible with Contactors	Power Connection Size	Quantity Set of	Reference	Unit MRP [₹]
Terminal connections	3P	LC1G400...LC1G500	50 mm width	3	LA9G3613	On Request
	3P	LC1G630...LC1G800	80 mm width	3	LA9G3614	On Request
	4P	LC1G400...LC1G500	50 mm width	4	LA9G4613	On Request
	4P	LC1G630...LC1G800	80 mm width	4	LA9G4614	On Request

Power Terminal Accessories

Phase Separators



Description	Suitable for	Compatible with Contactors	Quantity Set of	Reference	Unit MRP [₹]
Phase separators ⁽¹⁾	3P	LC1G115...LC1G800	2	LA9G3801	On Request
	4P	LC1G115...LC1G800	3	LA9G4801	On Request
	3P – with 50/80 mm spreaders	LC1G400...LC1G800	2	LA9G3803 ⁽²⁾	On Request
	4P – with 50/80 mm spreaders	LC1G400...LC1G800	3	LA9G4803 ⁽³⁾	On Request

(1) Either phase separators or terminal shrouds can only be mounted. Phase separators or terminal shrouds are mandatory for operational voltage, $U_e \geq 690$ V.

(2) To be used with LA9G3613 and LA9G3614.

(3) To be used with LA9G4613 and LA9G4614.

Please contact Customer Care Center for Stockable and Non stockable status of references.

NORMAL STOCK ITEMS

W.E.F. January 17th, 2024

TeSys Control

TeSys Giga

Accessories

Description	Terminal Type	Position	Contacts	Reference	Unit MRP [₹]
Add On Blocks	Push In				
Auxiliary contact module	1st left or 1st right	Side Mounted ⁽¹⁾	1 NO+1NC	LAG8N113P	1410
	1st left or 1st right	Side Mounted	2 NO	LAG8N203P	1825
	2nd left or right	Side Mounted	1 NO+1NC	LAG8N113	1410
	2nd left or right	Side Mounted	2 NO	LAG8N203	1825

(1) Always supplied with TeSys Giga LC1G contactors, fitted to the right side lateral face.

Accessories

For Use With Contactor	Reference	Unit MRP [₹]
Mechanical interlock between contactors ⁽¹⁾		
Between Identical contactor frames	LA9G970	2570
Between LC1G(265-500) and LC1G(185-225)	LA9G971	2570
LC1G630 to LC1G800 and LC1G265 to LC1G500	LA9G972	On Request*

(1) Maximum 3 auxiliary contacts can be installed between 2 contactors with mechanical interlock kit.

Spare Control Module



- Wide band electronic control
- 24 V...500 V 50/60 Hz or DC control input
- Advanced and standard versions
- Accessible from the front for easy and quick replacement

Pole Composition	Control modules for Standard contactors	Reference	Unit MRP [₹]	
			EHEN (48-130V)	KUEN (100-250V)
3-Pole	LC1G115...LC1G225	LX1G3Q*	On Request	On Request
3-Pole	LC1G265...LC1G330	LX1G3R*	On Request	On Request
3-Pole	LC1G400...LC1G500	LX1G3S*	On Request	On Request
3-Pole	LC1G630...LC1G800	LX1G3T*	On Request	On Request
4-Pole	LC1G115...LC1G225	LX1G3Q*	On Request	On Request
4-Pole	LC1G265...LC1G330	LX1G3R*	On Request	On Request
4-Pole	LC1G400...LC1G500	LX1G3S*	On Request	On Request
4-Pole	LC1G630...LC1G800	LX1G3T*	On Request	On Request

For other coil voltage ratings regarding above, please contact Schneider Electric customer care.

* Reference to be completed by adding coil voltage code

Please contact Customer Care Center for Stockable and Non stockable status of references.

NORMAL STOCK ITEMS

W.E.F. January 17th, 2024

TeSys H – Hybrid Starter

Standard version

- **2 ratings:**
 - 2.4 A 400 V AC53a
 - 6.5 A 400 V AC53a
- **2 control voltages:**
 - 24 V DC
 - 110 V / 230 V AC
- **2 terminal types:**
 - Screw clamps
 - Spring
- **Can provide up to 3 functions:**
 - Forward running
 - Reverse running
 - Overload protection



Safety version

- **Safe Torque Off embedded:**
 - SIL3 according to IEC61508-1
 - Ple according to ISO13849-1
- **ATEX:**
 - As associated devices for motor protection



- **Get Up to 75 % of space reduction** with ultra-compact 22.5 mm starter that ensures maximum space savings for group starter architecture. (Reversing starter also available within the same width)
- **Long electrical durability** with 30 Million AC53a electrical cycles, suitable for high demanding application
- **Easy design** with both wide range of setting motor protection such as Automatic, manual or remote reset after thermal trip and wide range of control voltage
- **Integration made easy** with direct mounting installation on DIN rail or Control terminals on the upperside or Power terminal on the lower side

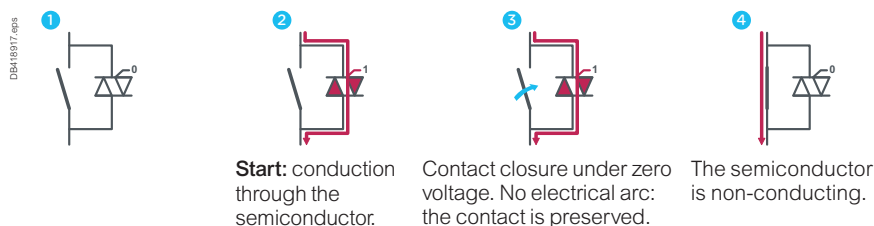
Understanding Hybrid Technology

Hybrid technology:

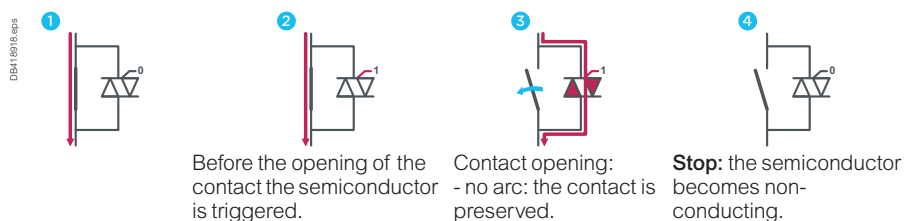
Each contact is coupled with a power semiconductor for switching

- > Higher number of on/off switches, extended durability.

> Closing



> Opening



Starters for asynchronous motors - AC53a utilization category:

Starters	3 - Phases Motor: Max Power (KW) for Various Voltage							Current Range A	Commercial References	Unit MRP [₹]	
	220 V	230 V	380 V	400 V	415 V	440 V	500 V			BD (24 V DC)	FU (110-230 V AC)
	Direct-on-line										
Screw terminals	0.37	0.37	0.75	0.75	0.75	0.75	1.1	0.18...2.4	LZ1H2X4*	35210	-
	1.5	1.5	2.2	3	3	3	3	1.5...6.5	LZ1H6X5*	35620	-
Reverse											
Screw terminals	0.37	0.37	0.75	0.75	0.75	0.75	1.1	0.18...2.4	LZ2H2X4*	35890	43635
	1.5	1.5	2.2	3	3	3	3	1.5...6.5	LZ2H6X5*	37695	-

For other coil voltage ratings regarding above, please contact Schneider Electric customer care.

* Reference to be completed by adding coil voltage code

Please contact Customer Care Center for Stockable and Non stockable status of references.









NORMAL STOCK ITEMS

W.E.F. January 17th, 2024

TeSys Protection Range

TeSys has the most rugged and reliable solution to manage motors

Please find a quick range overview below

	TeSys Power		TeSys Protect				TeSys Active		
Feature	Motor Protection Circuit Breakers		Overload Relays		Multi function Relays		TeSys Ultra	TeSys T	TeSys Island
TeSys Range of Products	GV2P, GV4P GV3P, GV2ME	GV4PEM	LR2K, LRD, LR9D, LR9F	LR9G	EOCR				
									
Short circuit									
Causes of overheating									
Slight overload									
Locked rotor									
Ventilation fault With probes							With Probes	With Probes	
Abnormal temperature rise								With Probes	
Shaft bearing seizure									
Insulation fault						With CBCT			
Long starting time Adjustable Adjustable		Adjustable				Adjustable	Adjustable	Adjustable	
Heavy duty			LR9D only						
Voltage variation (Derived)									
Causes of phase variation									
Phase reversal									
Phase losses									
Phase imbalance									
Earth fault	GV4P only								
Historic fault, Pre-Alarming					Possible Pre alarm				

Protection Relays for Motor Safety



Providing Motor Safety tailored to your needs



TeSys Protect

TeSys K, TeSys Deca, TeSys F, TeSys Giga

Thermal Overload Relays - TeSys K Series (Direct Mounting)



- Conformance to IEC, UL, CSA, CE
- Range : 0.1A to 16A
- Direct & Independent mounting
- Trip class 10A

Thermal Protection Adjustment	For Use With	For Use With	Unit MRP [₹]
0.11...0.16		LR2K0301	2600
0.16...0.23		LR2K0302	2600
0.23...0.36		LR2K0303	2600
0.36...0.54		LR2K0304	2600
0.54...0.8		LR2K0305	2600
0.8...1.2		LR2K0306	2600
1.2...1.8	LC1K, LP1K, LP4K, LP2K, LC2K	LR2K0307	2600
1.8...2.6		LR2K0308	2600
2.6...3.7		LR2K0310	2600
3.7...5.5		LR2K0312	2600
5.5...8		LR2K0314	2600
8...11.5		LR2K0316	2600
10...14		LR2K0321	2685
12...16		LR2K0322	2685

*Note: Terminal Block for Clip-on Mounting LA7K0064

Thermal Overload Relays - TeSys Deca Series



- Conformance to IEC, UL, CSA
- Range : 0.1A to 104A
- Higher operating temperature
- Tripping class 10A & 20 available
- Direct mounting on contactor is possible upto 95A

Thermal Protection Adjustment Range	For Use With	Reference*	Unit MRP [₹]
LRD Model (Direct Mounting)			
0.1...0.16		LRD01	2615
0.16...0.25		LRD02	2615
0.25...0.4		LRD03	2615
0.4...0.63		LRD04	2615
0.63...1		LRD05 ✓	2615
1...1.6	GV2L03, LE03, LC1D09...LC1D38	LRD06 ✓	2615
1.6...2.5		LRD07 ✓	2615
2.5...4		LRD08 ✓	2615
4...6		LRD10 ✓	2615
5.5...8		LRD12 ✓	2615
7...10		LRD14 ✓	2930
9...13		LRD16 ✓	2930
12...18		LRD21 ✓	3020
16...24	GV2L22, LC1D25...D38	LRD22 ✓	3020
23...32	LC1D25...LC1D38, LC1D32	LRD32 ✓	4855
30...38	LC1D32, LC1D38	LRD35	4855
23...32	LC1D40A...D65a	LRD332	5375
23...32	LC1D80...LC1D95	LRD3353	5375
30...40	LC1D40A...D65a	LRD340	5375
30...40	LC1D80...LC1D95	LRD3355	5375
37...50	LC1D40A...D65a	LRD350 ✓	7370
37...50	LC1D80...LC1D95	LRD3357	8815
48...65	LC1D40A...D65a	LRD365	9460
62...80	LC1D80A	LRD380	9865
48...65	LC1D80...LC1D95	LRD3359	9460
63...80	LC1D80...LC1D95	LRD3363	10265
80...104	LC1D80, LC1D95	LRD3365	12670

Please contact Customer Care Center for Stockable and Non stockable status of references.

✓ NORMAL STOCK ITEMS

Electronic Overload Relay - TeSys Deca Series



- Conformance to IEC, UL, CSA
- Range : 0.1A to 32A
- 5:1 Adjustment range
- High Operating Temperature
- Field selectable tripping class : 5,10, 20 & 30
- Type 1 & Type 2 Co-ordination chart available

Current Range	For Use With	Reference*	Unit MRP [₹]
0.1...0.5		LR9D01	11890
0.4...2.0	LC1D09 - 38A Direct Mounting	LR9D02	12205
1.6...8.0		LR9D08	12205
6.4...32		LR9D32	13655

*Note: For LR9D01 to LR9D32 - Terminal Block for Clip on Mounting LAD7B205.

Electronic Overload Relay - TeSys Giga Series



- Wide range of protection with only 4 references (28A to 630A)
- Switchable protection against ground fault and phase imbalance
- ON status and overload alarm signaling by LED
- Direct mounting of relay with contactors saving in panel space and installation time
- Selectable Trip class from 5E to class 30E to suit different application needs

Thermal Protection Adjustment Range	Reference	Unit MRP [₹]
28...115 A	LR9G115	20225
57...225 A	LR9G225	23595
125...500 A	LR9G500	27750
160...630 A	LR9G630*	on request

*Note:

- For LRD01...LRD35 - Terminal Block for clip-on Mounting LAD7B106
- For LRD33** - Terminal Block for clip-on Mounting LA7D3064 ✓
- For LRD332, LRD340, LRD350 & LRD365 - Connection block for separate mounting LAD96560
- The LRD relays can be used for AC or DC current up to 104A
- For long starting, Class 20 relays are available on request.
- Device for remote tripping and electrical reset is available on request.

W.E.F. January 17th, 2024



- Reduced downtime
- Quick restoration
- Operational Safety
- Power Quality management



Electronic Overcurrent Relays

Digital EOCR

Protection

- Over Current-Definite & Inverse Time
- Under Current
- Phase Loss
- Phase Reversal
- Stall
- Jam
- Imbalance
- Earth Fault*

Diagnostic

- Trip Cause
- Fault History-3 Faults (Cause & Current Value)

Measurement

- Load Current
- Ground Current*
- Running Hours
- Load Current Bar Graph
- i-THD (Current Harmonic Distortion)

Other Features

- Modbus Communication*
- 4-20 mA output for Motor Current*
- Pre-Alarm Contact
- Suitable for 1 Φ & 3 Φ Motors
- Suitable for Low Frequency VFD Operation (10-100Hz)
- Available with Type-2

Analog EOCR

Protection

- Over current
- Phase loss
- Locked rotor

Other Features

- Easy installation, with DIN Rail and Panel Mounting compatibility
- Trip cause display
- Manual/Electrical reset
- Testing Provision through Test Button
- Suitable for 1 Φ & 3 Φ Motors

* In selected models

se.com/in

TeSys Protect EOCR

Digital EOCR





Digital EOCR Without Communication Current Range=0.5A-80A Control Voltage=100VAC-220VAC*					
Description	Display	Bottom Hole		Window Hole	
		Reference	Unit MRP [₹]	Reference	Unit MRP [₹]
Without Ground Fault Protection	Inbuilt	3DM2-WRDUHZ	21645	3DM2-WRDUWZ	21645
	Extended**	FDM2-WRDUHZ	23410	FDM2-WRDUWZ	23410
GF Protection with external CT	Inbuilt	3MZ2-WRAUHZ	21935	3MZ2-WRAUWZ	21935
	Inbuilt	3MZ2-WRCUHZ	21935	3MZ2-WRCUWZ	21935
	Inbuilt	3MZ2-WRDUHZ	21935	3MZ2-WRDUWZ	21935
	Extended**	FMZ2-WRAUHZ	26335	FMZ2-WRAUWZ	26335
	Extended**	FMZ2-WRCUHZ	26335	FMZ2-WRCUWZ	26335
	Extended**	FMZ2-WRDUHZ	26335	FMZ2-WRDUWZ	26335
GF Protection with inbuilt CT	Inbuilt	3BZ2-WRAUHZ	31840		
	Inbuilt	3BZ2-WRCUHZ	31840		
	Extended**	FBZ2-WRAUHZ	32355		
	Extended**	FBZ2-WRCUHZ	32355		


Digital EOCR with Modbus Communication Current Range=0.5A-80A Control Voltage=100VAC-220VAC*					
Description	Display	Bottom Hole		Window Hole	
		Reference	Unit MRP [₹]	Reference	Unit MRP [₹]
Without Ground Fault Protection	Inbuilt	I3DM-WRDUHZ	34775	I3DM-WRDUWZ	34775
	Extended**	IFDM-WRDUHZ	35000	IFDM-WRDUWZ	35000
GF Protection with external CT	Inbuilt	I3MZ-WRAUHZ	36980	I3MZ-WRAUWZ	36980
	Inbuilt	I3MZ-WRCUHZ	36980	I3MZ-WRCUWZ	36980
	Inbuilt	I3MZ-WRDUHZ	36980	I3MZ-WRDUWZ	36980
	Extended**	IFMZ-WRAUHZ	41890	IFMZ-WRAUWZ	41890
	Extended**	IFMZ-WRCUHZ	41890	IFMZ-WRCUWZ	41890
	Extended**	IFMZ-WRDUHZ	41890	IFMZ-WRDUWZ	41890
GF Protection with inbuilt CT	Inbuilt	I3BZ-WRAUHZ	42850		
	Inbuilt	I3BZ-WRCUHZ	42850		
	Extended**	IFBZ-WRAUHZ	43075		
	Extended**	IFBZ-WRCUHZ	43075		

* Replace **U** with **B** in above reference for Control Voltage =24 V DC
 ** Cable need to be purchased separately
 Contact Customer Care for 4-20mA Output EOCR references & prices

EOCR Accessories

Cable for Extended Display			
Description	Reference	Unit MRP [₹]	
 CABLE-RJ45 1 Meter	CABLE-RJ45-001	2500	
CABLE-RJ45 3 Meter	CABLE-RJ45-003	3265	

External CT for range extension up to 400A				
Current Range	CT Ratio	Reference	Unit MRP [₹]	
 100A	100:5	3CT-H1-100-Z	5510	
150A	150:5	3CT-HH-150-Z	6825	
200A	200:5	3CT-H2-200-Z	7455	
300A	300:5	3CT-H3-300-Z	7925	
400A	400:5	3CT-H4-400-Z	9325	

ZCT - Ground Fault Protection			
Description	Reference	Unit MRP [₹]	
 ZCT 35 M/M	ZCT-035-Z	6790	
ZCT 80 M/M	ZCT-080-Z	9325	
ZCT 120 M/M	ZCT-120-Z	15340	

Spare Display			
Description	Reference	Unit MRP [₹]	
EOCR-PDM Display	EOCR-PDM	10335	

Please contact Customer Care Center for Stockable and Non stockable status of references.

NORMAL STOCK ITEMS

W.E.F. January 17th, 2024

TeSys Protect

Analog EOCR

EOCR SS

- Without Display



Analog EOCR without Display			
Current Range (A)	Control Voltage	Reference	Unit MRP [₹]
0.5-6	24-240V AC/DC	EOCRSS-05S	6860
0.5-6	380-440V AC	EOCRSS-05W	5620
3-30	24-240V AC/DC	EOCRSS-30S	6860
3-30	380-440V AC	EOCRSS-30W	5620
5-60	24-240V AC/DC	EOCRSS-60S	6860
5-60	380-440V AC	EOCRSS-60W	5620

Note: 2 SPST output contacts
For 60A or higher, combine 05T Type and an external CT (secondary 5A) for use

EOCR SSD

- With Display (Operating Current & Trip Cause)



Analog EOCR with Display			
Current Range (A)	Control Voltage	Reference	Unit MRP [₹]
0.5-6	24-240V AC/DC	EOCRSSD-05S	10260
0.5-6	380-440V AC	EOCRSSD-05W	12635
3-30	24-240V AC/DC	EOCRSSD-30S	10260
3-30	380-440V AC	EOCRSSD-30W	10950
5-60	24-240V AC/DC	EOCRSSD-60S	10260
5-60	380-440V AC	EOCRSSD-60W	10950

Note: 2 SPST output contacts
For 60A or higher, combine 05T Type and an external CT (secondary 5A) for use

Please contact Customer Care Center for Stockable and Non stockable status of references.

NORMAL STOCK ITEMS

W.E.F. January 17th, 2024

TeSys Power

Circuit breakers for Motor protection



Circuit breakers for motor protection and control

TeSys Deca and TeSys Giga Circuit Breakers provide compact, reliable and efficient solutions:

- Isolation
- Protection against short circuits and overloads
- Control of motors from 0.06 to 250 kW.
- Conforming to global standards.(IEC/EN/UL/CSA)



For more information
on motor protection
circuit breakers

se.com/in/TeSys

TeSys Power

Circuit Breakers for Motor Protection

Magnetic Circuit Breaker



- Conformance to IEC 60947 -1,-2,-4
- Magnetic circuit breakers range from 0.1-80 Amps
- High Breaking capacity up to 100kA
- Wide range of accessories

Breaking Capacity at 415V 50Hz	Motor Power AC-3**		Magnetic Protection Rating (A)	Reference	Unit MRP [₹]
	kW	HP			
With Rocker Lever Control (Economy)*					
100kA	0.09	-	0.4	GV2LE03	5530
	0.18	-	0.63	GV2LE04	5530
	0.37	0.5	1	GV2LE05	5530
	0.55	-	1.6	GV2LE06	5530
	1.1	1.5	2.5	GV2LE07	5530
	1.5	2	4	GV2LE08	5530
	2.2	3	6.3	GV2LE10	5530
	3	5.5	10	GV2LE14	5530
15kA	5.5	7.5	14	GV2LE16	5530
	7.5	10	18	GV2LE20	6420
10kA	11	15	25	GV2LE22	6420
	15	20	32	GV2LE32	10905
With Rotary Handle Control*					
100kA	0.09	-	0.4	GV2L03	6345
	0.18	-	0.63	GV2L04	6345
	0.37	0.5	1	GV2L05	6345
	0.55	-	1.6	GV2L06	6345
	1.1	1.5	2.5	GV2L07	6345
	1.1	2	4	GV2L08	6345
	2.2	3	6.3	GV2L10	6345
	4	5.5	10	GV2L14	6345
50kA	5.5	7.5	14	GV2L16	6345
	7.5	10	18	GV2L20	6345
	11	15	25	GV2L22	6345
	15	20	32	GV2L32	6345
	18.5	25	40	GV3L40	17725
	22	29	50	GV3L50	18140
	30	40	65	GV3L65	18535
	37	50	73	GV3L73	20955
With Toggle Control					
50kA	37	50	80	GV4LE80N6	18105
	55	74	115	GV4LE115N6	18105
	75	101	150	C16N3MA150	On Request
	110	147	220	C25N3MA220	On Request
	160	214	320	C40N31M320	On Request
	200	268	500	C63N31M500	On Request

* Conforming to IEC 60947-2-3-4

** 50/60Hz - 415V

- GV2-L with the TeSys Deca contactor and LRD overload relay provides Type 2 Co-ordination

** 50/60Hz - 415V

- (1) With GV1-L3 current limiter, breaking capacity can be increased to 100kA. Combination of the GV2-M with the TeSys Deca provides Type 2 Co-ordination.
- (2) With GV1-L3 current limiter, breaking capacity can be increased to 100kA. Combination of the GV2-P with the TeSys Deca provides Type 2 Co-ordination.

Thermal Magnetic Circuit Breaker



- Conformance to IEC 60947 -1,-2,-4, conformity to International Standards - UL, CSA, CE
- Thermal magnetic circuit breakers range from 0.1-220 Amps
- High Breaking capacity up to 100kA
- Wide range of accessories
- S-shaped busbar for side-by-side connection with 40 - 65A Contactor

Breaking Capacity at 415V 50Hz	Motor Power AC-3**		Thermal Protection Adjustment Range	Reference	Unit MRP [₹]
	kW	HP			
With Push Button Control (Economy)					
100kA	-	-	0.1 - 0.16	GV2ME01	5740
	0.06	-	0.16 - 0.25	GV2ME02	5740
	0.09	-	0.25 - 0.40	GV2ME03	5740
	0.18	-	0.40 - 0.63	GV2ME04	6110
	0.37	0.5	0.63 - 1.0	GV2ME05	6110
	0.55	0.75	1.0 - 1.6	GV2ME06	6245
	0.75	1	1.6 - 2.5	GV2ME07	6245
	1.1	2	2.5 - 4	GV2ME08	6460
	2.2	3	4 - 6.3	GV2ME10	6460
	3	5.5	6 - 10	GV2ME14	6460
15kA ⁽¹⁾	5.5	7.5	9 - 14	GV2ME16	7240
	7.5	10	13 - 18	GV2ME20	7790
	9	12.5	17 - 23	GV2ME21	8320
	11	15	20 - 25	GV2ME22	8320
10kA ⁽¹⁾	15	20	24 - 32	GV2ME32	13475
With Rotary Handle Control					
100kA	-	-	0.1 - 0.16	GV2P01	5615
	0.06	-	0.16 - 0.25	GV2P02	5615
	0.09	-	0.25 - 0.40	GV2P03	5615
	0.18	-	0.40 - 0.63	GV2P04	6435
	0.37	0.5	0.63 - 1.0	GV2P05	6435
	0.55	0.75	1.0 - 1.6	GV2P06	6435
	0.75	1	1.6 - 2.5	GV2P07	6435
	1.1	2	2.5 - 4	GV2P08	6635
	2.2	3	4 - 6.3	GV2P10	6635
	3	5.5	6 - 10	GV2P14	7080
50kA ⁽²⁾	5.5	7.5	9 - 14	GV2P16	8695
	7.5	10	13 - 18	GV2P20	10035
	9	12.5	17 - 23	GV2P21	10035
	11	15	20 - 25	GV2P22	10035
35kA ⁽²⁾	15	20	24 - 32	GV2P32	16915
50kA	18.5	30...40	30...40	GV3P40	19950
	22	37...50	37...50	GV3P50	24740
	30	48...65	48...65	GV3P65	25375
	37	62...73	62...73	GV3P73	25935
	With Toggle Control				
50kA	37	49.58	40...80	GV4PE80N6	23470
	55	73.7	65...115	GV4PE115N6	23470
With Direct Rotary Handle					
70kA	75	101	70...150	GV5P150H	47730
	110	147	100...220	GV5P220H	55680
	160	214	160...320	GV6P320H	71600
	200	268	250...500	GV6P500H	98645

It is recommended to check with Customer care team for selection, recommendation, and availability of stockable and non stockable references

✓ NORMAL STOCK ITEMS

W.E.F. January 17th, 2024

Accessories for Motor Circuit Breakers

Description	Reference	Unit MRP [₹]	
For GV2			
Front contact NO or NC ⁽¹⁾	GVAE1	1195	
Front contact NO + NC	GVAE11 <input checked="" type="checkbox"/>	1465	
	GVAE20	1615	
Side contact NO + NC	GVAN11 <input checked="" type="checkbox"/>	1765	
	GVAN20	1765	
Fault signalling contact + 1NO contact ⁽²⁾	GVAD1010 <input checked="" type="checkbox"/>	2300	
Fault signalling contact + 1NC contact ⁽²⁾	GVAD1001	2300	
Short circuit signalling contact block 1 C/O	GVAM11	2195	
Under voltage trip	110 ... 115V 50Hz	GVAU115	4735
	220 ... 240V 50Hz	GVAU225	4200
	380 ... 400V 50Hz	GVAU385	4200
Shunt trip	110 ... 115V 50Hz	GVAS115	4200
	220 ... 240V 50Hz	GVAS225	4200
	380 ... 400V 50Hz	GVAS385	4200
Additive limiter for increasing breaking capacity to 100kA for GV2ME and GV2P.	GV1L3	6775	
Connection block - GV2 with contactor LC1-D09..D38	GV2AF3	820	
Connection block - LS1 D32 or GV2 with Contactor LC1-K or LP1-K	GV2AF01	890	
Empty enclosure for GV2ME - plastic	GV2MP02	3905	
	GV2MC02	4290	

(1) Choice of NC or NO contact operation depending on which way round the reversible block is mounted.

(2) The GV-AD is always mounted next to the circuit breaker.

Busbars

Connection Pitch	No. of Tapoff Points	Reference	Unit MRP [₹]
For GV2			
45 mm	2	GV2G245	2300
	4	GV2G445	3620
54 mm	2	GV2G254	2100
	3	GV2G354	2360
	4	GV2G454	2955
	5	GV2G554	3200
72 mm	4	GV2G472	3620

Description	Reference	Unit MRP [₹]
Accessories for Busbars		
Terminal block - to supply one or more 3-pole busbar GV2	GV2G05	4535
Protective end covers for unused busbar outlets	GV1G10	800
Terminal block for connection from top	GV1G09	2370

Accessories for Motor Circuit Breakers

Description	Reference	Unit MRP [₹]
For GV2-P/GV2-L		
External operator - IP54, Black	GV2APN01 <input checked="" type="checkbox"/>	4165
External operator - IP54, Yellow/Red	GV2APN02	7755
For GV3P/GV3L		
Auxiliary Contacts		
Front contact: 1 NO (fault) + 1NC (Auxiliary)	GVAED011	1520
Front contact: 1 NO (fault) + 1NO (Auxiliary)	GVAED101	1670
Busbar		
3-pole, 3 tap, 64 mm pitch	GV3G364	2210
S-shape bus bar	GV3S	1655
External Operator		
IP54, Black	GV3APN01	5025
IP54, Yellow/Red	GV3APN02	4865

Note: All other accessories are same as of GV2.

Busbars GV3G364 and GV3S are not compatible with GV3*73 and GV3*80.

Description	Operating Voltage	Reference	Unit MRP [₹]
For GV5 and GV6			
Clip-on connector - upto 150 A - 1.5..95 mm ²	-	GV7AC021	1445
Clip-on connector- upto 220 A - 1.5..185 mm ²	-	GV7AC022	1990
Front rotary handle			
GV7AP GV7R - black handle ⁽²⁾		GV7AP01	10470
Terminal shields IP405 ⁽¹⁾	-	GV7AC01	3725

(1) Terminal shields cannot be used together with spreaders.

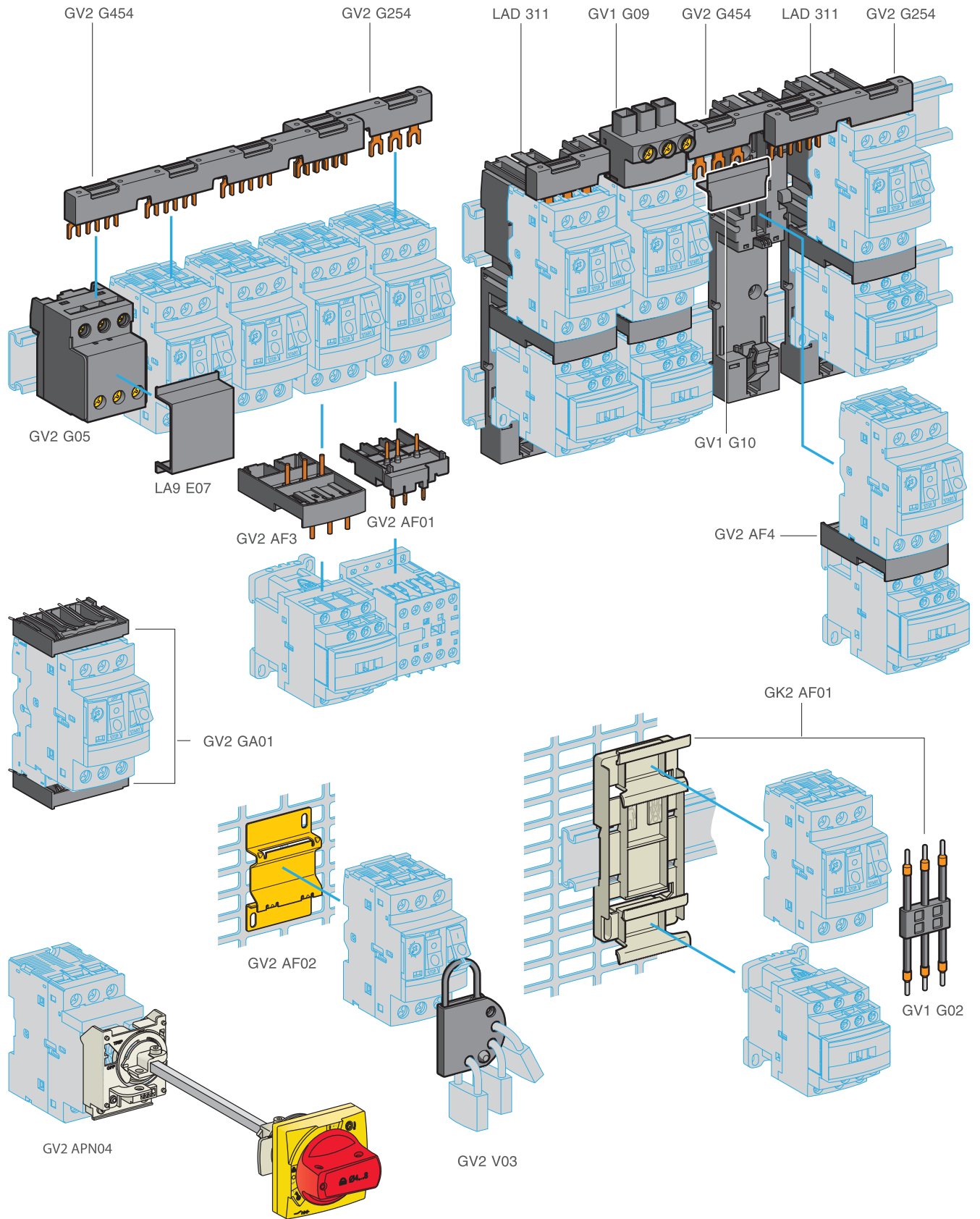
(2) For mounting direct rotary handle on enclosure door.

This accessory makes it possible to open the door if the device is closed and prevents the device from being closed if the door is open.

(3) For Circuit breaker not fitted with a rotary handle

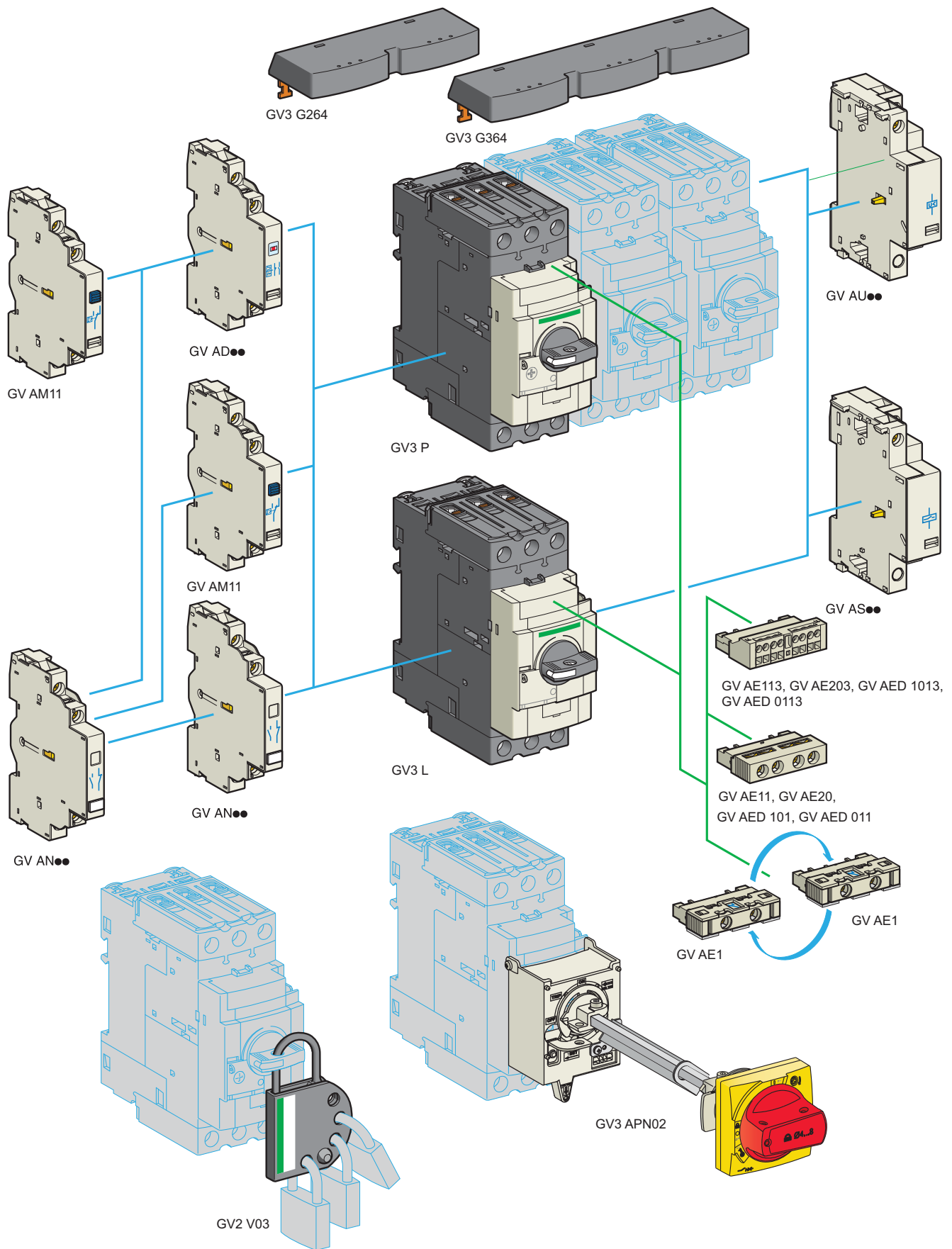
TeSys

Accessories compatibility



TeSys

Accessories compatibility



TeSys Control

TeSys Switches

Vario Switch Disconnectors

[Ithe] Conventional Thermal Current**	Poles Description	Rated Operational Power (AC-23)*	Reference	Unit MRP [₹]
Complete Enclosed Switches				
• Range 12 to 175A, IP 65 Sealable and Lockable				
10	3P	4 kW	VCF02GE	4110
16	3P	5.5 kW	VCF01GE	4470
20	3P	7.5 kW	VCF0GE	5435
25	3P	11 kW	VCF1GE	5830
32	3P	15 kW	VCF2GE	6830
50	3P	22 kW	VCF3GE	10565
63	3P	30 kW	VCF4GE	12360

* Rated Power at 415V
** Ith in enclosure

For Switch Type (Amps)	Mounting Arrangement	Ingress	Reference	Unit MRP [₹]
Operators (Padlockable)				
12 - 40	4 Screw Fixing	IP65	KCF1PZ	1175
63 - 80	4 Screw Fixing	IP65	KCF2PZ	1245
125 - 175	4 Screw Fixing	IP40	KCF3PZ	5030

Vario Switch Disconnectors

[Ithe] Conventional Thermal Current**	Poles Description	Reference	Unit MRP [₹]
Complete Switch with Padlockable Operator			
• Suitable for Front Mounting or Base Mounting			
12	3P	VCF02	2580
20	3P	VCF01	2810
25	3P	VCF0	3275
32	3P	VCF1	3435
40	3P	VCF2	4255
63	3P	VCF3	8620
80	3P	VCF4	7215
125	3P	VCF5	16530
175	3P	VCF6	20040
Switch Bodies			
12		V02	1680
20		V01	1940
25		V0	2305
32		V1	2810
40		V2	3435
63		V3	4780
80		V4	6285
125		V5	12750
175		V6	16275

Accessories

Description	For Use with Switch Bodies	Rating in A	Pole Composition	Earth Contact	Auxiliary Contacts	Reference	Unit MRP [₹]
Vario Add-on Modules ⁽¹⁾							
Main Pole Module	V02/VCF02	12	1P	-	-	VZ02	1205
	V01/VCF01	20	1P	-	-	VZ01	1225
	V0/VCF0	25	1P	-	-	VZ0	1305
	V1/VCF1	32	1P	-	-	VZ1	1275
	V2/VCF2	40	1P	-	-	VZ2	1365
	V3/VCF3	63	1P	-	-	VZ3	1775
Neutral Pole Module ⁽²⁾	V4/VCF4	80	1P	-	-	VZ4	1775
	V02 / VCF02 to V2 / VCF2	-	1N	-	-	VZ11	1465
	V3 / VCF3 to V4 / VCF4	-	1N	-	-	VZ12	1960
Earthing Module	V5 / VCZ5 to V6 / VCZ6	-	1N	-	-	VZ13	4050
	V02 / VCF02 to V2 / VCF20	-	-	-	-	VZ14	1445
	V3 / VCF3 to V4 / VCF4	-	-	1	-	VZ15	1705
Auxiliary Contact Block Module	V5 / VCZ5 to V6 / VCZ6	-	-	1	-	VZ16	2650
	V02/ VCF02 to V6 / VCZ6	-	-	-	1NO + 1NC	VZ7	1510
	V2/ VCF02 to V6 / VCZ6	-	-	-	2NO	VZ20	1510

(1) For mounting option of modules, please refer to the technical catalogue.

(2) With early make and late break contacts

Description	For Use With	Reference	Unit MRP [₹]
Components for Door Interlocking			
Shaft extension - for Mini-VARIO and VARIO - V02..V2	V02...V2	VZ17	1445
	V02...V2	VZ30	1705
Shaft extension - for Mini-VARIO and VARIO - V3 V4 V5 V6	V3, V4, V5, V6	VZ18	1705
	V3, V4, V5, V6	VZ31	1940
Door interlock plate	VZ17 / VZ30	KZ32	500
	VZ18/31	KZ74	860
Input Terminal Protection Shrouds			
Terminal Shrouds	V02 - V2	VZ8	490
	V3 - V4	VZ26	425
	V3 - V4	VZ9	515
	V5 - V6	VZ27	425
	V5 - V6	VZ10	645
	V02 - V6	VZ28	720
	V02 - V6	VZ29	590

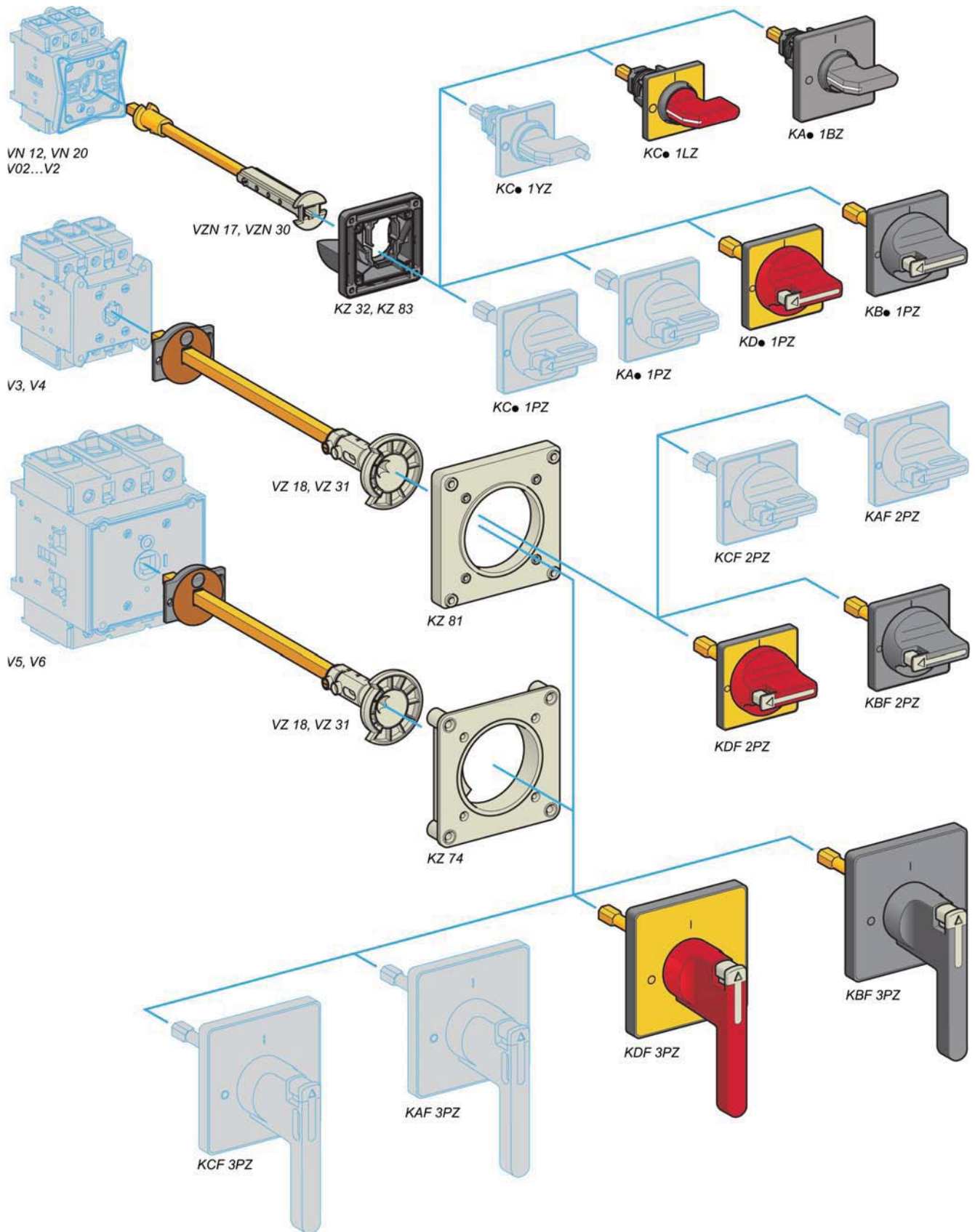
Please contact Customer Care Center for Stockable and Non stockable status of references.

NORMAL STOCK ITEMS

W.E.F. January 17th, 2024

TeSys Control

Accessories for Switches





Smarter Load Management with TeSys Island

The Key to Unprecedented Efficiency

Digital Load Manager

TeSys Island - the innovative & digital multifunctional load management solution up to 80A

Industry 4.0

Predictive Maintenance

Cyber Secure



TeSys Active

TeSys Island

• All-in-one Solution for Versatile & Flexible Load Management •

Motor Protection

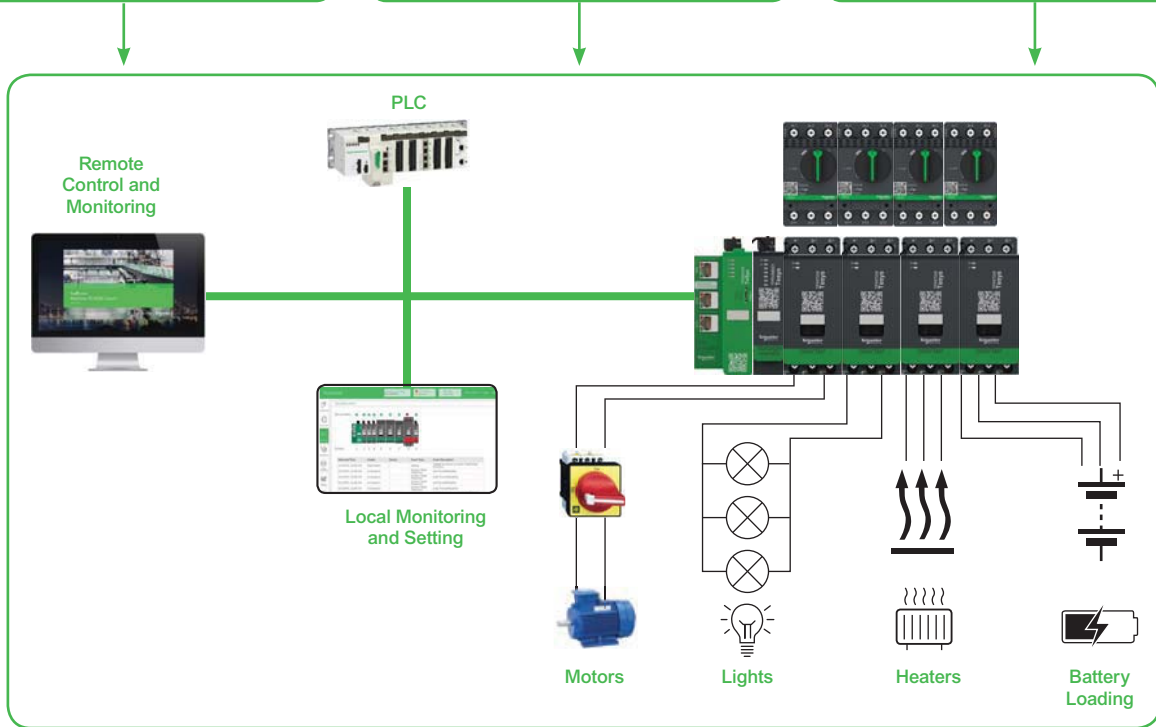
- Motor Overload
- Over/Under Current
- Jam/Stall
- Long Start
- Rapid Restart Lockout

Upstream Protection

- Phase Loss
- Phase Reversal
- Phase Unbalance
- Ground Current Detection

Analytics

- Health Diagnostic
- Energy Management
- Demand Management



Designation	Product Specification	Commercial Reference
TeSys island components		
Standard Starter	9A (AC-3)	TPRST009
Standard Starter	25A (AC-3)	TPRST025
Standard Starter	38A (AC-3)	TPRST038
Standard Starter	65A (AC-3)	TPRST065
Standard Starter	66A (AC-3) - 80A (AC-1)	TPRST080
SIL Starter	9A (AC-3)	TPRSS009
SIL Starter	25A (AC-3)	TPRSS025
SIL Starter	38A (AC-3)	TPRSS038
SIL Starter	65A (AC-3)	TPRSS065
SIL Starter	66A (AC-3) - 80A (AC-1)	TPRSS080
Power interface module	9A (AC-3)	TPRPM009
Power interface module	38A (AC-3)	TPRPM038
Power interface module	80A (AC-3)	TPRPM080
Voltage interface module		TPRVM001
SIL interface module		TPRSM001
Digital I/O module	(4 input - 2 output)	TPRDG4X2
Analog I/O module	(2 input -1 output)	TPRAN2X1
Bus Coupler	EtherNet/IP - Modbus TCP	TPRBCCEIP
Bus Coupler	PROFINET	TPRBCPFN
Bus Coupler	PROFIBUS	TPRBCPFB
Assembly and Wiring Kits		
Kit for reversing starter application	for 9, 25, 38A (size 1 and 2) starters	LAD9R1
Kit for reversing starter application	for 65, 80A (size 3) starters	LAD9R3
Jumper bar 3-pole for Star Delta application	for 9, 25, 38A (size 1 and 2) starters	LAD9P3
Kit for reversing starter application	for 65, 80 A (size 3) starters, a hazard sticker is provided	LAD9SD3S

*Architecture shown above is only for graphical representation

TeSys Control

Ultra motor starters

Introduction

From traditional solution



Ultra motor starter- All in one block for advance protection

Motor circuit breaker:
GV2L



Magnetic protection
> short-circuit protection

Contactor:
LC1D



Control
> Start /Stop

Status monitoring
> signaling
> alarm monitoring

Protection relay:
LRD



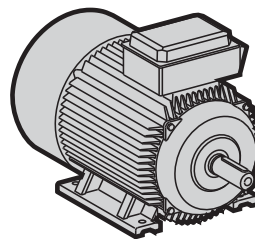
Thermal protection
> overload



Ultra motor starter
> All basic or advanced protection and control functions in one block

and more...

- > Overload indication and alarm
- > Status report, remote control via communication bus




Ultra motor starters
can be used in
80 %
of motor protection and control applications.

ComPact NSXm & NSX

Schneider Electric is proud to introduce the new generation of ComPacT MCCBs. These breakers talk to you, wherever you are, in all transparency. New design complements new wireless connectivity capabilities with our latest wireless auxiliary contact.

ComPact Design



New signature design

- Schneider Electric green signature style for the entire ComPacT range
- Estimated 40% reduction of wiring time for panel builders
- Experience easier installation thanks to a new ergonomic front-plate design
- Gain the confidence that all auxiliaries are on the right spot, and simply double check that you have the right coil rating
- Ergonomic new toggle for easier breaker manual operation

Wireless Auxiliary Contact



Wireless breaker status

- Plug & play technology for clear connection status (0 or 1, no half-way wired)
- Placed in the same position as the wired version, its LED light will give you direct indication in case of a tripping
- If you are away, your ComPacT will send you an immediate notification via EcoStruxure Facility Expert for instance
- Wireless auxiliary accelerates overall wiring time: status communication is done very simply and commissioned wirelessly
- Communication architecture is fully EcoStruxure Power validated, with any application

Ready to meet the new face of ComPact?



Meet the new generation of ComPacT™ circuit breakers with semi-transparent faceplate, screwless auxiliaries and remote monitoring features.

Learn about the benefits of the ComPacT range here:
se.com/compact-nsx

Please contact Customer Care Center for Stockable and Non stockable status of references.

NORMAL STOCK ITEMS

W.E.F. January 17th, 2024



NSXm Thermal Magnetic Trip Unit (TMD)

- Ics = 100% Icu as per IEC 60947-2
- Adjustable thermal setting 0.7 to 1 x In
- Fixed magnetic settings
- Single frame size upto 160A
- 5 breaking capacities from 16kA to 70kA
- With compression lug connectors
- All the circuit breakers have a transparent lead-sealable cover

Breaking Capacity Icu as per IEC 60947-2	Rated Current	Three Pole Reference	Unit MRP [₹]	Four Pole Reference	Unit MRP [₹]
16kA	16A	C11E3TM016B	13750	C11E6TM016B	19750
	25A	C11E3TM025B	13750	C11E6TM025B	19750
	32A	C11E3TM032B	13750	C11E6TM032B	19750
	40A	C11E3TM040B	13750	C11E6TM040B	19750
	50A	C11E3TM050B	13750	C11E6TM050B	19750
	63A	C11E3TM063B	13750	C11E6TM063B	19750
	80A	C11E3TM080B	13750	C11E6TM080B	19750
	100A	C11E3TM100B	13750	C11E6TM100B	19750
	125A	C12E3TM125B	24360	C12E6TM125B	30000
160A	C12E3TM160B	26070	C12E6TM160B	32690	
25kA	16A	C11B3TM016B	13750	C11B6TM016B	19750
	25A	C11B3TM025B	13750	C11B6TM025B	19750
	32A	C11B3TM032B	13750	C11B6TM032B	19750
	40A	C11B3TM040B	13750	C11B6TM040B	19750
	50A	C11B3TM050B	13750	C11B6TM050B	19750
	63A	C11B3TM063B	13750	C11B6TM063B	19750
	80A	C11B3TM080B	13750	C11B6TM080B	19750
	100A	C11B3TM100B	13750	C11B6TM100B	19750
	125A	C12B3TM125B	24360	C12B6TM125B	30000
160A	C12B3TM160B	26070	C12B6TM160B	32690	
36kA	16A	C11F3TM016B	16750	C11F6TM016B	21200
	25A	C11F3TM025B	16750	C11F6TM025B	21200
	32A	C11F3TM032B	16750	C11F6TM032B	21200
	40A	C11F3TM040B	16750	C11F6TM040B	21200
	50A	C11F3TM050B	16750	C11F6TM050B	21200
	63A	C11F3TM063B	16750	C11F6TM063B	21200
	80A	C11F3TM080B	16750	C11F6TM080B	21200
	100A	C11F3TM100B	16750	C11F6TM100B	21200
	125A	C12F3TM125B	25030	C12F6TM125B	31160
160A	C12F3TM160B	26270	C12F6TM160B	33610	
50kA	16A	C11N3TM016B	19920	C11N6TM016B	24970
	25A	C11N3TM025B	19920	C11N6TM025B	24970
	32A	C11N3TM032B	19920	C11N6TM032B	24970
	40A	C11N3TM040B	19920	C11N6TM040B	24970
	50A	C11N3TM050B	19920	C11N6TM050B	24970
	63A	C11N3TM063B	19920	C11N6TM063B	24970
	80A	C11N3TM080B	19920	C11N6TM080B	24970
	100A	C11N3TM100B	19920	C11N6TM100B	24970
	125A	C12N3TM125B	30090	C12N6TM125B	34600
160A	C12N3TM160B	30730	C12N6TM160B	36330	
70kA	16A	C11H3TM016B	25460	C11H6TM016B	32840
	25A	C11H3TM025B	25460	C11H6TM025B	32840
	32A	C11H3TM032B	25460	C11H6TM032B	32840
	40A	C11H3TM040B	25460	C11H6TM040B	32840
	50A	C11H3TM050B	25460	C11H6TM050B	32840
	63A	C11H3TM063B	25460	C11H6TM063B	32840
	80A	C11H3TM080B	25460	C11H6TM080B	32840
	100A	C11H3TM100B	25460	C11H6TM100B	32840
	125A	C12H3TM125B	47390	C12H6TM125B	50360
160A	C12H3TM160B	47900	C12H6TM160B	51380	

Note: For Everlink type NSXm MCCBs add prices of LV426970 (3Pole) or LV426971(4Pole) -2 Sets in above MCCBs

For details on stockable and non stockable status, technical parameter, please contact Customer Care Centre

NORMAL STOCK ITEMS

W.E.F. January 17th, 2024



NSXm integrated Earth Leakage protection (MicroLogic Vigi 4.1 Trip Unit)

- Standard protection of distribution cables
- Earth leakage protection
- Indication of:
 - Overload alarming (via LEDs and via SDx module)
 - Overload tripping (via the SDx module)
- Earth leakage alarming (via the SDx module)
- Earth leakage tripping (via front face screen and the SDx module).

Breaking Capacity Icu as per IEC 60947-2	Rated Current	Three Pole Reference	Unit MRP [₹]	Four Pole Reference	Unit MRP [₹]
16kA	25A	C11E34V025B	40820	C11E44V025B	45690
	50A	C11E34V050B	40820	C11E44V050B	45690
	100A	C11E34V100B	40820	C11E44V100B	45690
	160A	C12E34V160B	43320	C12E44V160B	48880
25kA	25A	C11B34V025B	43060	C11B44V025B	48280
	50A	C11B34V050B	43060	C11B44V050B	48280
	100A	C11B34V100B	43060	C11B44V100B	48280
	160A	C12B34V160B	45590	C12B44V160B	54920
36kA	25A	C11F34V025B	43060	C11F44V025B	49560
	50A	C11F34V050B	43060	C11F44V050B	49560
	100A	C11F34V100B	43060	C11F44V100B	49560
	160A	C12F34V160B	47010	C12F44V160B	55870
50kA	25A	C11N34V025B	47010	C11N44V025B	53340
	50A	C11N34V050B	47010	C11N44V050B	53340
	100A	C11N34V100B	47010	C11N44V100B	53340
	160A	C12N34V160B	53340	C12N44V160B	56980
70kA	25A	C11H34V025B	51910	C11H44V025B	59680
	50A	C11H34V050B	51910	C11H44V050B	59680
	100A	C11H34V100B	51910	C11H44V100B	59680
	160A	C12H34V160B	63790	C12H44V160B	70900

Please contact Customer Care Center for Stockable and Non stockable status of references.

NORMAL STOCK ITEMS

W.E.F. January 17th, 2024



- Suitability for isolation as defined by standard IEC 60947-3
- Self protected by their high-set magnetic release
- Single frame size upto 160A

ComPact NSXm NA switch-disconnector

With Compression Lug connectors

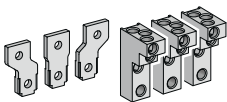
Rated Current	Three Pole Reference	Unit MRP [₹]	Four Pole Reference	Unit MRP [₹]
50A	C113050BS	14100	C114050BS	20850
100A	C113100BS	14100	C114100BS	20850
160A	C123160BS	28830	C124160BS	38470

ComPact NSXm NA switch-disconnector

With EverLink™ connectors

Rated Current	Three Pole Reference	Unit MRP [₹]	Four Pole Reference	Unit MRP [₹]
50A	C113050LS	14810	C114050LS	21910
100A	C113100LS	14810	C114100LS	21910
160A	C123160LS	30320	C124160LS	40440

Accessories for ComPact NSXm 16A to 160A



Terminal spreaders



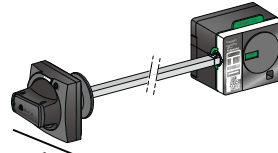
OF or SD auxiliary contact standard



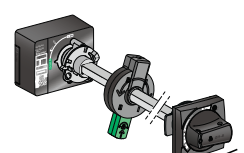
MN or MX voltage releases standard



Direct rotary handle



Side Rotary handle



Extended rotary handle

NSXm Accessories

Auxiliary contacts (changeover)

Description	Reference	Unit MRP [₹]
Standard OF or SD	LV426950	1170

Rotary Handles

Description	Reference	Unit MRP [₹]
-------------	-----------	--------------

Direct rotary handle

Standard black handle	LV426930/ LV426930T	1500
-----------------------	------------------------	------

Extended rotary handle

Standard extended rotary black handle	LV426932/ LV426932T	2390
---------------------------------------	------------------------	------

Side rotary handle

Standard side rotary black handle	LV426935/ LV426935T	3830
-----------------------------------	------------------------	------

Spreader Links

Description	Reference	Unit MRP [₹]
-------------	-----------	--------------

Spreaders & Phase Barriers

Spreaders (Set of 3) 3P	LV426940	880
Spreaders (Set of 4) 4P	LV426941	1200

Everlink Accessories

Description	Reference	Unit MRP [₹]
-------------	-----------	--------------

Everlink Connectors

EverLink connector with control wire terminal for 3P (Set of 3)	LV426970	1080
---	----------	------

EverLink connector with control wire terminal for 4P (Set of 4)	LV426971	1410
---	----------	------

Voltage Releases

Description	Shunt Release Reference	Unit MRP [₹]	Under Voltage Reference	Unit MRP [₹]
-------------	-------------------------	--------------	-------------------------	--------------

AC

24 V 50/60 Hz	LV426841	3140	LV426801	4040
48 V 50/60 Hz	LV426842	4270	LV426802	4490
110-130 V 50/60 Hz	LV426843	2850	LV426803	3620
220-240 V 50/60 Hz	LV426844	2930	LV426804	3620
380-415 V 50 Hz	LV426846	2780	LV426806	3620

DC

24 V	LV426841	3140	LV426801	4040
48 V	LV426842	4270	LV426802	4490
125 V	LV426843	2850	LV426803	3620
250 V	LV426844	2930	LV426815	4380

For details on stockable and non stockable status, technical parameter, please contact Customer Care Centre

NORMAL STOCK ITEMS

W.E.F. January 17th, 2024

EasyPact EZC

Fixed Thermal Magnetic Trip Unit (TMD)



- Conforms to IEC60947-2
- Suitable for isolation
- Suitable for EasyPact Busbar system

Breaking Capacity Icu as per IEC 60947-2	Rated Current	Three Pole Reference	Unit MRP [₹]	Four Pole Reference	Unit MRP [₹]
"30 kA @ 415V AC 10kA @ 250V DC (2pole in series)"	15A	EZC100H3015	6750	-	-
	20A	EZC100H3020	6750	EZC100H4020	9360
	25A	EZC100H3025	6750	EZC100H4025	9580
	32A	EZC100H3032	6750	EZC100H4032	9360
	40A	EZC100H3040	6750	EZC100H4040	9360
	50A	EZC100H3050	6750	EZC100H4050	9360
	63A	EZC100H3063	6750	EZC100H4063	9360
	80A	EZC100H3080	6750	EZC100H4080	9360
	100A	EZC100H3100	6750	EZC100H4100	9360
	"25 kA @ 415V AC 20kA @ 250V DC (2pole in series)"	125A	EZC250N3125	9850	EZC250N4125
160A		EZC250N3160	11930	EZC250N4160	15980
200A		EZC250N3200	14170	EZC250N4200	17860

EasyPact CVS

Fixed Thermal Magnetic Trip Unit (TMD)



- Ics = 100% Icu as per IEC 60947-2
- Suitable for Isolation
- Transparent Cover for trip unit as Standard
- Class II front face
- Single frame size 16-250A

Breaking Capacity as per IEC 60947-2	Rated Current	Three Pole Reference	Unit MRP [₹]	Four Pole Reference	Unit MRP [₹]
EasyPact CVS 100 to 630A Overload Setting (Ir) 0.7 - 1 x In					
36kA	16A	LV510330 ✓	11990	LV510340	14980
	25A	LV510331 ✓	11990	LV510341	14980
	32A	LV510332 ✓	11990	LV510342 ✓	14980
	40A	LV510333 ✓	11990	LV510343 ✓	14980
	50A	LV510334 ✓	11990	LV510344	14980
	63A	LV510335 ✓	11990	LV510345 ✓	14980
	80A	LV510336 ✓	11990	LV510346	14980
	100A	LV510337 ✓	11990	LV510347 ✓	14980
	125A	LV516332 ✓	13320	LV516342	16540
	160A	LV516333 ✓	17640	LV516343	21010
	200A	LV525332	25410	LV525342 ✓	31480
36kA	250A	LV525333	28180	LV525343 ✓	34880
	320A	LV540305	36660	LV540308 ✓	45480
	400A	LV540306	36870	LV540309 ✓	45880
	500A	LV563305 ✓	41790	LV563308 ✓	52930
	630A* NEW	LV563307 ✓	47860	LV563310* ✓ NEW	60400

Note:

- For performance and other details contact our nearest Sales Office.
- * *630A @ 30°C & 600A @ 40° C for TMD630A MCCB

Please contact Customer Care Center for Stockable and Non stockable status of references.

✓ NORMAL STOCK ITEMS

W.E.F. January 17th, 2024

EasyPact EZC

Description	EZC100 Reference	Unit MRP [₹]	EZC250 Reference	Unit MRP [₹]
Auxiliary Contacts (changeover) Multifunction				
Auxiliary Switch 1 C/O	EZAUX10 <input checked="" type="checkbox"/>	1190	EZEAX <input checked="" type="checkbox"/>	1450
Alarm Switch 1 C/O	EZAUX01	1190	EZEAL <input checked="" type="checkbox"/>	1450
Alarm - Auxiliary Switch	EZAUX11 <input checked="" type="checkbox"/>	1770	EZEAXAL	2100
Spreaders				
Spreaders *(Set Of 3) 3P	EZASPDR3P <input checked="" type="checkbox"/>	280	EZESPDR3P <input checked="" type="checkbox"/>	720
Spreaders *(Set Of 4) 4P	EZASPDR4P <input checked="" type="checkbox"/>	1000	EZESPDR4P	920
Phase Barriers	EZAFASB2	300	EZEFASB2	420
Rotary Handle				
Direct Rotary handle	EZAROTDS <input checked="" type="checkbox"/>	1690	EZEROTDS	2100
Extended Rotary handle	EZAROTE	2480	EZEROTE	2480
Shunt Release				
AC				
100-130 V	EZASHT100AC	2560	EZESHT100AC	2540
200-277 V	EZASHT200AC <input checked="" type="checkbox"/>	2560	EZESHT200AC <input checked="" type="checkbox"/>	2560
380-480 V	EZASHT380AC	2910		
DC				
24 V	EZASHT024DC	2800	EZESHT024DC	2900

EasyPact CVS

Auxiliary Contacts (Changeover) Multifunction

Description	Reference	Unit MRP [₹]
OF or SD or SDE or SDV	29450 <input checked="" type="checkbox"/>	1100
OF or SD or SDE or SDV low level	29452	1310
SDE adaptor for trip unit TM or MA or Micrologic 2 \$\$	LV429451 <input checked="" type="checkbox"/>	1000

\$\$ To be considered alongwith SDE contact for MCCB with TMD/MA./Micrologic 2 protection.

Voltage Releases

Description	Shunt Release Reference	Unit MRP [₹]	Undervoltage Reference	Unit MRP [₹]
AC				
220-240 V 50/60 Hz	LV429387 <input checked="" type="checkbox"/>	3280	LV429407 <input checked="" type="checkbox"/>	4060

Installation Accessories

Description	Upto 100A only Reference	Unit MRP [₹]	160/250A Reference	Unit MRP [₹]	400/630A Reference	Unit MRP [₹]
Spreaders & Phase Barriers						
Spreaders (Set of 3) 3P	LV431563_IN <input checked="" type="checkbox"/>	620	LV431563 <input checked="" type="checkbox"/>	760	32492 <input checked="" type="checkbox"/> / LV432492	1780
Spreaders (Set of 4) 4P	LV431564_IN <input checked="" type="checkbox"/>	840	LV431564 <input checked="" type="checkbox"/>	1000	32493 <input checked="" type="checkbox"/> / LV432493	2170
Phase Barriers (Set of 6)	*		*		LV432570 <input checked="" type="checkbox"/>	1020

Rotary Handles

Description	100/160/250A Reference	Unit MRP [₹]	400/630A Reference	Unit MRP [₹]
Direct rotary handle				
Standard black handle	LV429337 <input checked="" type="checkbox"/>	1580	LV432597 <input checked="" type="checkbox"/>	2380
Extended rotary handle				
Standard extended rotary handle	LV429338_IN <input checked="" type="checkbox"/>	2170	LV432598_IN <input checked="" type="checkbox"/>	3860

Please contact Customer Care Center for Stockable and Non stockable status of references.

NORMAL STOCK ITEMS

W.E.F. January 17th, 2024

AC Miniature Circuit Breakers - xC60



Green Premium

- Breaking Capacity as per IEC 60898 and IS/IEC 60898-1, Icn = 10kA
- Breaking Capacity as per IEC 60947-2, Icn = 15kA, upto 40A
- Can be used for DC application upto 60V per pole
- Higher system performance with optimized cost: Cascading*
- Increased System Continuity: Discrimination*
- Higher Installation Life: Energy Limitation Class 3, Fast Closure Mechanism
- Ease, Speed and Flexibility of installation - Biconnect, Line-Load Reversible
- Field-fittable auxiliaries for advance protection and monitoring
- Positive Contact Indication for assurance of disconnection

[In] Rated Current (A)	1 Pole Reference	Unit MRP [₹]	2 Pole Reference	Unit MRP [₹]	3 Pole Reference	Unit MRP [₹]	4 Pole Reference	Unit MRP [₹]
Module Width**	1 mod		2 mod		3 mod		4 mod	
MOQ	12 Nos.		6 Nos.		4 Nos.		3 Nos.	
B curve								
6	A9N1P06B ✓	449	A9N2P06B ✓	1355	A9N3P06B ✓	2249	-	-
10	A9N1P10B ✓	449	A9N2P10B ✓	1355	A9N3P10B ✓	2249	-	-
16	A9N1P16B ✓	449	A9N2P16B ✓	1355	A9N3P16B ✓	2249	-	-
20	A9N1P20B ✓	449	A9N2P20B ✓	1355	-	-	-	-
25	A9N1P25B ✓	449	-	-	A9N3P25B ✓	2249	-	-
32	A9N1P32B ✓	449	-	-	A9N3P32B ✓	2249	A9N4P32B ✓	3030
40	A9N1P40B ✓	974	-	-	-	-	A9N4P40B ✓	4362
63	A9N1P63B ✓	988	-	-	A9N3P63B ✓	3454	A9N4P63B ✓	4402
C curve								
1	A9N1P01C ✓	688	A9N2P01C ✓	1877	A9N3P01C ✓	2962	A9N4P01C ✓	3728
2	A9N1P02C ✓	688	A9N2P02C ✓	1877	A9N3P02C ✓	2962	A9N4P02C ✓	3728
3	A9N1P03C ✓	688	A9N2P03C ✓	1877	A9N3P03C ✓	2962	-	-
4	A9N1P04C ✓	688	A9N2P04C ✓	1877	A9N3P04C ✓	2962	A9N4P04C ✓	3728
6	A9N1P06C ✓	415	A9N2P06C ✓	1355	A9N3P06C ✓	2249	A9N4P06C ✓	3030
10	A9N1P10C ✓	415	A9N2P10C ✓	1355	A9N3P10C ✓	2249	A9N4P10C ✓	3030
16	A9N1P16C ✓	415	A9N2P16C ✓	1355	A9N3P16C ✓	2249	A9N4P16C ✓	3030
20	A9N1P20C ✓	415	A9N2P20C ✓	1355	A9N3P20C ✓	2249	A9N4P20C ✓	3030
25	A9N1P25C ✓	415	A9N2P25C ✓	1355	A9N3P25C ✓	2249	A9N4P25C ✓	3030
32	A9N1P32C ✓	415	A9N2P32C ✓	1355	A9N3P32C ✓	2249	A9N4P32C ✓	3030
40	A9N1P40C ✓	974	A9N2P40C ✓	2182	A9N3P40C ✓	3425	A9N4P40C ✓	4275
50	A9N1P50C ✓	974	A9N2P50C ✓	2182	A9N3P50C ✓	3425	A9N4P50C ✓	4402
63	A9N1P63C ✓	988	A9N2P63C ✓	2201	A9N3P63C ✓	3538	A9N4P63C ✓	4585
D curve								
2	A9N1P02D ✓	695	A9N2P02D ✓	1897	-	-	-	-
3	A9N1P03D ✓	695	-	-	A9N3P03D ✓	3008	-	-
4	A9N1P04D ✓	695	A9N2P04D ✓	1897	A9N3P04D ✓	3008	-	-
6	A9N1P06D ✓	586	A9N2P06D ✓	1421	A9N3P06D ✓	2369	-	-
10	A9N1P10D ✓	586	A9N2P10D ✓	1421	A9N3P10D ✓	2369	-	-
16	A9N1P16D ✓	586	A9N2P16D ✓	1421	A9N3P16D ✓	2369	A9N4P16D ✓	3142
20	A9N1P20D ✓	586	A9N2P20D ✓	1421	A9N3P20D ✓	2369	A9N4P20D ✓	3142
25	A9N1P25D ✓	586	A9N2P25D ✓	1421	A9N3P25D ✓	2369	A9N4P25D ✓	3142
32	A9N1P32D ✓	586	A9N2P32D ✓	1421	A9N3P32D ✓	2369	A9N4P32D ✓	3142
40	A9N1P40D ✓	1052	A9N2P40D ✓	2306	A9N3P40D ✓	3628	A9N4P40D ✓	4550
50	-	-	-	-	A9N3P50D ✓	3628	-	-
63	A9N1P63D ✓	1065	A9N2P63D ✓	2334	A9N3P63D ✓	3661	A9N4P63D ✓	4597

Note: * Please contact nearest Schneider Electric Sales Office or Customer Care Center for coordination chart
**18mm/module

Please contact Customer Care Center for Stockable and Non stockable status of references.

✓ NORMAL STOCK ITEMS

W.E.F. January 17th, 2024

AC Miniature Circuit Breakers - C120



- Breaking capacity as per IEC 60898, Icn = 10kA/15kA
- Positive Contact Indication for assurance of disconnection
- Degree of pollution: 3 (suitable for industrial environment)
- Operating Temperature: -30 to 70°C
- Terminal connections: Flexible cables up to 35 sq.mm; Rigid cables up to 50 sq.mm

[In] Rated Current (A)	1 Pole Reference	Unit MRP [₹]	2 Pole Reference	Unit MRP [₹]	3 Pole Reference	Unit MRP [₹]	4 Pole Reference	Unit MRP [₹]
Module Width**	1.5 mod		3 mod		4.5 mod		6 mod	
MOQ	12 Nos.		6 Nos.		4 Nos.		3 Nos.	
C120N (10kA)								
80	A9N18357 ✓	3787	A9N18361 ✓	8393	A9N18365 ✓	13184	A9N18372 ✓	17181
100	A9N18358 ✓	4248	A9N18362 ✓	8952	A9N18367 ✓	14051	A9N18374 ✓	17901
125	A9N18359 ✓	4675	A9N18363 ✓	9840	A9N18369 ✓	15585	A9N18376 ✓	20260
C120H (15kA)								
80	A9N18446	4359	A9N18457	10100	A9N18468	15494	A9N18479	21498
100	A9N18447	4997	A9N18458	10561	A9N18469	16880	A9N18480	23835
125	A9N18448	5517	A9N18459	11982	A9N18470	18216	A9N18481	25179

DC Miniature Circuit Breakers - C60H



- Specially designed MCB for enhanced protection in DC installation
- Magnetic Arc Chutes to quick break DC current in event of fault
- Breaking capacity 6kA as per IEC 60947-2
- Voltage Rating: 1P - 250 V DC & 2P - 500 V DC
- Impulse Voltage: 6 kV
- Higher Installation Life: Energy Limiting Class: 3

[In] Rated Current (A)	Module Width 18mm/ module	1 Pole Reference	Unit MRP [₹]	Module Width 18mm/ module	2 Pole Reference	Unit MRP [₹]
MOQ		12 Nos.			6 Nos.	
C60H-DC						
0.5	1	A9N61500	1784	2	A9N61520	3917
1	1	A9N61501 ✓	1301	2	A9N61521 ✓	2685
2	1	A9N61502 ✓	1301	2	A9N61522 ✓	2685
3	1	A9N61503 ✓	1301	2	A9N61523 ✓	2685
4	1	A9N61504 ✓	1301	2	A9N61524 ✓	2685
5	1	A9N61505	1301	2	A9N61525	2685
6	1	A9N61506 ✓	1069	2	A9N61526 ✓	2185
10	1	A9N61508 ✓	1069	2	A9N61528 ✓	2185
16	1	A9N61511 ✓	1069	2	A9N61531 ✓	2185
20	1	A9N61512 ✓	1069	2	A9N61532 ✓	2185
25	1	A9N61513 ✓	1069	2	A9N61533 ✓	2185
32	1	A9N61515 ✓	1231	2	A9N61535 ✓	2185
40	1	A9N61517 ✓	1465	2	A9N61537 ✓	3222
50	1	A9N61518 ✓	1465	2	A9N61538 ✓	3222
63	1	A9N61519 ✓	1465	2	A9N61539 ✓	3222

Special application MCBs



Solar Application – PV DC

- DC MCB for multi string PV installations
- Operating Voltage: 800V DC
- Current Rating up to 25A
- Complies to IEC / EN 60947-2



Rail Application* (Including Rolling Stock)

- Fire & smoke Resis tant – Level 2 (NF F 16-101, NF F 16-102)
- Shock & vibration resistant (IEC 61373) – Cat 1, Class B
- Breaking Capacity: up to 25kA
- Complies to IEC / EN 60947-2



UL MCB

- Type: UL1077, UL489
- Breaking Capacity of 10kA
- Complies to IEC 60947-2 / UL1077 / UL489 / CSA

Note:

Please contact nearest Schneider Electric sales office or Customer Care for Reference and prices of Application Specific MCBs

*Rail Application RCDs are also available on demand **18mm/module

Please contact Customer Care Center for Stockable and Non stockable status of references.

✓ NORMAL STOCK ITEMS

W.E.F. January 17th, 2024

Residual Current Devices (RCDs) - For Human and Fire Protection



**30
mA**

Use of **30mA RCDs** is now **mandatory** for all **domestic intallations** in India {CEA Amendment regulation 2015*}



Schneider Electric provides voltage independent RCDs which work on current sensing technology and provide protection from residual current even at extra low voltages (down to zero volts) and in case of break of neutral.

**SI
Type**

Schneider Electric offers SI RCD built to operate in electrically polluted or installation in aggressive environments:

- Flourescent / Variable lighting with Electronic ballast
- Powerful IT / Telecom equipment / Air conditioning
- Severe Atmosphere - High lighting risk / Swimming pools

* for Measures relating to Safety and Electric supply

Please contact Customer Care Center for Stockable and Non stockable status of references.

NORMAL STOCK ITEMS

W.E.F. January 17th, 2024

AC Residual Current Circuit Breakers - xID



Suitable for
ComReady
Auxiliary



[In] Rated Current (A)	Earth-Leakage Sensitivity (mA)	Module Width 18mm/module	2 Pole Reference	Unit MRP [₹]	Module Width 18mm/module	4 Pole Reference	Unit MRP [₹]
25	30	2	A9N16201	4606	4	A9N16251	6465
	100	2	A9N16203	5112	4	A9N16253	6870
	300	2	A9N16202	5267	4	A9N16252	7072
40	30	2	A9N16204	5421	4	A9N16254	6364
	100	2	A9N16205	5845	4	A9N16255	6908
	300	2	A9N16206	6130	4	A9N16256	7175
63	30	2	A9N16208	6528	4	A9N16258	7369
	100	2	A9N16209	7021	4	A9N16259	8162
	300	2	A9N16210	7162	4	A9N16260	8200
80	30	2	A9N16212	10975	4	A9N16261	12999
	100	2	A9N16213	11157	4	A9N16262	13208
	300	2	-	-	4	A9N16263	13279

AC Residual Current Circuit Breakers (RCCBs) - ID



- Complies to standards IEC 61008-1 and VDE 0664
- AC Class protection
- Degree of pollution: 3 (suitable for industrial environment)
- Electrical ON/OFF indication by using OFSP auxiliary

Poles Description	[In] Rated Current (A)	Earth-Leakage Sensitivity (mA)	Module Width 18mm/module	Reference	Unit MRP [₹]
4P	100	30	4	**A9R11491	-
		100	4	**A9R12491	-
	125	30	4	16905	55307
		100	4	16906	53849
		300	4	16907	54100

Note: **For 100A RCCB Auxiliary kindly contact Customer Care

AC Residual Current Breaker Overload (RCBO) - DPN N Vigi



Suitable for
ComReady
Auxiliary



- Complies to standards IEC/EN 61009
- AC Class Protection; Tripping characteristics - C curve
- Overvoltage category (IEC 60364): IV
- Suitable for indication & tripping auxiliaries

Poles Description	[In] Rated Current (A)	Earth-Leakage Sensitivity (mA)	Module Width 18mm/module	Reference	Unit MRP [₹]
1P+N	6	30	2	A9N19661	7314
		300	2	A9N19681	7429
	10	30	2	A9N19663	7314
		300	2	A9N19683	7429
	16	30	2	A9N19665	7314
		300	2	A9N19685	7429
	20	30	2	A9N19666	7314
		300	2	A9N19686	7429
	25	30	2	A9N19667	7314
		300	2	A9N19687	7429
	32	30	2	A9N19668	7314
		300	2	A9N19688	7799
	40	30	2	A9N19669	9254
		300	2	A9N19689	9415

Note: Application specific RCDs also available with 10mA, 500mA and 1000mA sensitivities | Please contact nearest Schneider Electric Sales Office or Customer Care Center for Reference and Prices

Please contact Customer Care Center for Stockable and Non stockable status of references.

NORMAL STOCK ITEMS

W.E.F. January 17th, 2024

SI Type Residual Current Circuit Breakers (RCCBs) - xID SI



- Complies to standard IEC/EN 61008-1
- SI RCDs offer enhanced immunity against Electrical Disturbances; Polluted and Corrosive environments - Guaranteed performance in harsh operating conditions
- Ensures continuity of supply in networks with:
 - Transient overvoltages
 - Loads generating HF leakage current i.e. harmonics
 - Loads generating continuous leakage current
- Ensures tripping on genuine earth fault in networks with:
 - Pulsating DC components
 - HF applications which "Blinds" (non-tripping) the conventional RCDs

[In] Rated Current (A)	Earth-Leakage Sensitivity (mA)	Module Width 18mm/module	2 Pole Reference	Unit MRP [₹]	Module Width 18mm/module	4 Pole Reference	Unit MRP [₹]
25	30	2	A9N16234	10715	4	A9N16321	11941
40	30	2	A9N16237	11254	4	A9N16324	12318
63	30	2	A9N16240	11578	4	A9N16327	12648
63	300	2	A9N16246	11664	4	-	-

Vigi Block for xC60 (Add-on RCD Module, 2 & 4 Pole)



- Flexibility to use MCB of any tripping curve to suit applications, ensuring best 3 in 1 protection
- No auxiliary supply required
- AC Class protection
- Degree of pollution: 3 (suitable for industrial environment)
- Immune to nuisance tripping due to transient over voltages

[In] Rated Current (A)	Earth-Leakage Sensitivity (mA)	Module Width 18mm/module	2 Pole Reference	Unit MRP [₹]	Module Width 18mm/module	4 Pole Reference	Unit MRP [₹]
25	30	1.5	A9N26581	8253	3	A9N26595	9459
	100	1.5	A9N26582	9638	3	A9N26596	9813
	300	1.5	A9N26583	10191	3	A9N26597	10561
63	30	2	A9N26611	10595	3.5	A9N26643	10635
	100	2	A9N26612	11220	3.5	A9N26644	11045
	300	2	-	-	3.5	A9N26645	11556

Note: Vigi Block for High Rating up to 125A (C120) and High Breaking Capacity (NG125) available on demand

SI Type Residual Current Breaker Overload (RCBO) - DPN N Vigi SI



- Complies to standard IEC/EN 61009
- Ensures continuity of supply in networks with:
 - Transient overvoltages
 - Loads generating HF leakage current i.e. harmonics
 - Loads generating continuous leakage current
- Ensures tripping on genuine earth fault in networks with :
 - Pulsating DC components
 - HF applications which "Blinds" (non-tripping) the conventional RCDs

Poles Description	[In] Rated Current (A)	Earth-Leakage Sensitivity (mA)	Module Width 18mm/module	Reference	Unit MRP [₹]
1P+N	6	30	2	A9N19631	14561
		300	2	-	-
	10	30	2	A9N19632	14561
		300	2	-	-
	16	30	2	A9N19634	14561
		300	2	A9N19644	14561
	25	30	2	A9N19636	14561
		300	2	-	-
	32	30	2	A9N19637	14561
		300	2	-	-
	40	30	2	A9N19638	17241
		300	2	A9N19648	19186

*For Prices, please contact nearest Schneider Electric Sales Office or Customer Care Center are Center for Reference and Prices

*For prices, Please contact nearest Schneider Electric Sales Office or Customer Care Center and prices.


Please contact Customer Care Center for Stockable and Non stockable status of references.

NORMAL STOCK ITEMS

W.E.F. January 17th, 2024

Common Auxiliaries for xC60 / C120 / RCDs Range

- Field-fittable auxiliaries (clip fitted) mounted on left side with maximum width of 54mm
- Order: Tripping Auxiliaries (MN first) followed by Indication Auxiliaries (SD first)



Type	Module Width 18mm/module	Reference	Unit MRP [₹]
Indication Auxiliaries			
Acti9 A9A iOF bottom wiring 0.1-6A aux	0.5	A9N26904	1413
Acti9 A9N SD bottom wiring 0.1-6A aux	0.5	A9N26907	1730
Acti9 A9N OF/SD+OF top/bt wir 0.1-6A aux	0.5	A9N26909	4407
Acti9 A9A iOF bottom wiring 0.1-6A aux	0.5	A9A26904	1447
Acti9 A9A iOF/SD+OF t&b wire 0.1-6A aux	0.5	A9A26909	4682
OF+SD24 auxiliary contact (ComReady)	0.5	A9N26899	3879
Protection Auxiliaries – Trip Indication on front face			
MN Under-voltage Release 220-240V AC	1	A9N26960	6232
MSU Over-voltage Release 275V AC	1	A9N26500	7380
Tripping Auxiliaries – Trip Indication on front face			
MX + OF Shunt Release 110-415V AC: for Remote tripping of Circuit Breaker	1	A9N26946	4054
MX + OF Shunt Release 12-24V AC/DC: for Remote tripping of Circuit Breaker	1	A9N26948	4054
Auxiliary Switch for RCCBs – Mandatory for use of Auxiliaries with RCCBs			
Auxiliary switch for RCCB up to 80A (OF-S)	0.5	A9N26923	5936
Auxiliary switch for RCCBs 125A (OFSP)	0.5	16940	2924

Accessories



Type	Description	Reference	Unit MRP [₹]
Rotary Handle*	Breaker Switching Sub-Assembly	27046	6714
Rotary Handle*	Extended, Disconnectable handle	27047	3390
Padlock** (bag of 2)		26970	1319
Multicable terminal for 3 copper cables**		19096	10913
Aluminum cable terminal**		27060	790
Spacer		A9N27062	333

* for xC60, C120, DPN N Vigi, C60H-DC, xSW - Multi poles only

**for xC60, xID, DPN N Vigi, C60H-DC, xSW, C60PV-DC

Note: For all above Reference MOQ = 1

Please contact Customer Care Center for Stockable and Non stockable status of references.

NORMAL STOCK ITEMS

W.E.F. January 17th, 2024

Protection Against Lightning Strikes And Switching Surges



For all low voltage switchboards and electrical enclosures:

Comprehensive range

- To ensure the protection of equipment connected to:
- Low voltage networks,
- Telecommunications networks,
- Computer networks.
- Easy to implement and use.
- Compatibility with all earthing systems (TT, TNS, TNC, IT).
- Technical and aesthetic consistency

Continuity of service and certified safety

Schneider Electric certified coordination between the surge arrester and its disconnection circuit breaker.

Compliance with standards: IEC/EN 61643-11.



More and more electrical equipment today is sensitive to overvoltages caused by lightning.



90%

of power outlets supply equipment incorporating electronic devices.



iQuick PRD “built-in” technology surge arresters, a Schneider Electric innovation, incorporate their own disconnection circuit breaker: easy to choose and simple to install for greater effectiveness.



Up to **30%** of installation time saved.

Please contact Customer Care Center for Stockable and Non stockable status of references.

NORMAL STOCK ITEMS

W.E.F. January 17th, 2024

Surge Arresters - Type 1+ 2



- Complies to IEC 61643-1 and EN 61643-11
- Withdrawable type: Easy Replacement
- Inbuilt SPD health Indicator: Also available with remote signaling
- For protection against Direct lightning surge, Indirect lightning surge, Switching surge
- Imp up to 25kA & I_{max} upto 40kA
- **Always use a Back-up MCB with your SPD**
- Maximum Operating Voltage [U_c]: 350V

Type	Pole Description	Module Width 18mm/module	Reference	Unit MRP [₹]
PRD1 25r	1P	2	16329	23208
	1P + N	4	16330	41658
	3P	6	16331	65595
	3P + N	8	16332	81499

Surge Arresters iPRD - Type 2 (Withdrawable type) (TT, TN-S, TN-C Systems)



- In conformance with standards IEC 61643-11/2011 T2 and EN 61643-11 Type 2
- For protection against Indirect lightning surge and Switching surge
- Inbuilt health Indicator
- Response time < 25ns
- I_{max} (8/20 s): 65/40/15/8kA
- Maximum Operating Voltage [U_c]: 340V
- Level of protection, U_p: 1.0 - 2.0 kV
- Remote indication contact with 8r/20r/40r/65r
- **Always use a Back-up MCB with your SPD**

Type	Rated Voltage (V)	Pole Description	Module Width 18mm/module	Reference	Unit MRP [₹]
iPRD8	230	1P	1	A9L08100	5685
	230	1P+N	2	A9L08500	10844
	230/400	3P	3	A9L08300	14636
	230/400	3P+N	4	A9L08600	22092
iPRD8r	230	1P+N	2	A9L08501	13000
	230/400	3P+N	4	A9L08601	26511
iPRD20	230	1P	1	A9L20100	6372
	230	1P+N	2	A9L20500	13632
	230/400	3P	3	A9L20300	17450
iPRD20r	230/400	3P+N	4	A9L20600	24671
	230	1P+N	2	A9L20501	15894
	230/400	3P+N	4	A9L20601	30167
iPRD40	230	1P	1	A9L40100	7911
	230	1P+N	2	A9L40500	15700
	230/400	3P	3	A9L40300	22536
iPRD40r	230/400	3P+N	4	A9L40600	31425
	230	1P	1	A9L40101	8857
	230	1P+N	2	A9L40501	20240
iPRD65r	230/400	3P	3	A9L40301	30328
	230/400	3P+N	4	A9L40601	37717
	230	1P	1	A9L65101	11841
iPRD65r	230	1P+N	2	A9L65501	25796
	230/400	3P	3	A9L65301	33662
	230/400	3P+N	4	A9L65601	43678

Spare Cartridges for iPRD



- Spare Cartridges for iPRD8r, iPRD20r, iPRD40r and iPRD65r
- End of life indication available on front face
- These Cartridges are not compatible with Old SPD range (A9L16...)**

Type	Spare Cartridges for	Reference	Unit MRP [₹]
iPRD 65-350	iPRD65r	A9L65102	7561
iPRD 40-350	iPRD40, iPRD40r	A9L40102	6108
iPRD 20-350	iPRD20, iPRD20r	A9L20102	4662
iPRD Neutral	All products (1P+N, 3P+N)	A9L00002	6243

**Spare Cartridges for Old SPD Range (A9L16...) are available on demand - please contact nearest Schneider Electric Sales Office or Customer Care for Reference and prices

Note: For all above Reference MOQ = 1

Please contact Customer Care Center for Stockable and Non stockable status of references.

NORMAL STOCK ITEMS

W.E.F. January 17th, 2024

iQuick PRD - Type 2 with inbuilt MCB



- Compact SPD with in-built back up MCB - saving on space, MCB selection, wiring time
- Compliance to EN 61643-11
- Withdrawable Type - Cost Efficient - Allows damaged Cartridges to be replaced without having to replace entire SPD
- Inbuilt SPD Health Indicator on front face of device; Remote signaling functionality also available
- Incoming Protection: iQuick PRD 40r (High Risk level) and iQuick PRD 20r (Moderate Risk level)
- Secondary Protection: iQuick PRD 8r is cascade mounted with incoming surge arresters

Type	Pole Description	Module Width 18mm/module	Reference	Unit MRP [₹]
iQuick PRD 8r	1P+N	4	A9L16298	16330
	3P	6.5	A9L16299	24488
	3P+N	7.5	A9L16300	30471
iQuick PRD 20r	1P+N	4	A9L16295	18670
	3P	6.5	A9L16296	29397
	3P+N	7.5	A9L16297	36566
Quick PRD 40r	1P+N	4	A9L16292	23352
	3P	6.5	A9L16293	34985
	3P+N	7.5	A9L16294	43478

Note: Spare / Replacement Cartridges available - For Reference and prices contact nearest sales office or customer care

Photovoltaic Surge Arresters



- Protection for photovoltaic panels and the DC input to the inverter from overvoltages due to a lightning strike
- Type 2 surge arresters
- Should be installed in switchboard inside the building. If switchboard is located outside, it must be weatherproof
- Withdrawable surge arrester allows damaged Cartridges to be replaced quickly
- Inbuilt SPD Health Indicator on front face of device; Remote signaling functionality also available

Type	U (cpv) Maximum Operating Voltage (V)	Module Width 18mm/module	Reference	Unit MRP [₹]
iPRD 40r	800	3	A9L40271	12416
	1000	3	A9L40281	15198

Note: Spare / Replacement Cartridges available - For Reference and prices contact nearest sales office or customer care

Surge Arresters for Communication Networks



- Analogue telephone line protection: iPRC surge arrester wired in series to the private installation input, protects the telephones, the modems (including ADSL) etc
- Protection for 2 low-current lines without common potential or 4 lines with common reference potential
- iPRI protects measuring instrument and PLC sensor inputs and the DC power supply inputs up to 53 V and AC power supply inputs up to 37 V

Type	[Ue] Operational Voltage (V)	Module Width 18mm/module	Reference	Unit MRP [₹]
PRI	48 V DC	1	A9L16339	22589
PRC	130 V AC	1	A9L16337	13543

Note: For all above Reference MOQ = 1

Isolator - xSW



- Complies to IEC/EN 60947-3
- Switching duty: AC-22
- Impulse voltage: 6kV
- DC application: 48V (110V with 2 poles in series)
- Short circuit withstand 20 In for 1 second
- Upto 80A Bi connect terminals & 100A to 125A with mono connect terminals

Poles Description	[In] Rated Current (A)	Module Width 18mm/module	MOQ	Reference	Unit MRP [₹]
2	40	2	6	A9S2P040	906
	63	2	6	A9S2P063	1197
3	40	3	4	A9S3P040	1583
	63	3	4	A9S3P063	1854
4	40	4	3	A9S4P040	2004
	63	4	3	A9S4P063	2182
	80	4	3	A9S4P080	2702
	100	4	3	A9S4P100	3650
	125	4	3	A9S4P125	4034

Selector Switch - iSSW



- Complies to IEC 60947-5-1 and IEC 60669-1
- Rating 20A, 250V AC
- Electrical life (AC22): 30,000 cycles
- Connection: tunnel terminals cables up to 10 sq. mm

No. of positions	Poles Description	Contacts	Module Width 18mm/module	MOQ	Reference	Unit MRP [₹]
2	1	1 C/O	1	12	A9E18070	1938
	2	2 C/O	2	6	A9E18071	2665
	2	1NO + 1NC	1	12	A9E18072	1553
3	1	1 C/O	1	12	A9E18073	1779
	2	2 C/O	2	6	A9E18074	3215

iRO Buzzers



- Audible indication in housing and the tertiary sector
- Sound level of 70dBA at a distance of 60cm

Voltage	Module Width 18mm/module	Reference	Unit MRP [₹]
230V AC	1	A9A15322	2407

Please contact Customer Care Center for Stockable and Non stockable status of references.

NORMAL STOCK ITEMS

W.E.F. January 17th, 2024

iCT Contactors



- Complies with standards IEC 1095, E N 61095
- 4 operating modes switch on front face :
 - Automatic mode
 - Temporary "ON" mode
 - Permanent "ON" mode
 - Shutdown
- Mechanical contact position Indicator
- Safe installation maintenance: lock the contactor in ON position
- Silent operation (20dB) for entire range

Type	Rating (A)	No. of Contacts	Module Width 18mm/module	Reference	Unit MRP [₹]
1P	25	1NO	1	A9C20731	2856
	16	2NO	1	A9C22712	2940
2P	25	2NO	1	A9C20732	3515
	40	2NO	2	A9C20842	7163
	63	2NO	2	A9C20862	7683
3P	25	3NO	2	A9C20833	4529
	40	3NO	2	A9C20843	10055
	63	3NO	3	A9C20863	10927
4P	25	4NO	2	A9C20834	4743
	40	4NO	2	A9C20844	11711
	63	4NO	3	A9C20864	12355
	63	2NO + 2NC	3	A9C20868	13763

Note: 100A Contactor in 2P / 4P - available on request

iTL Impulse Relays



- Complies with standards IEC/EN 60669-2-2
- Safe maintenance: disconnection of remote control by selector switch
- Manual Controls on front face: 0-I toggle
- Mechanical contact position Indicator
- Maximum 5 operations/min. and 100 switching operations/day
- Degree of pollution: 3 (suitable for industrial environment)

Type	Rating (A)	Control Voltage	No. of Contacts	Module Width	Reference	Unit MRP [₹]
1P	16	230-240 VAC	1NO	1	A9C30811	1852
	32	230-240 VAC	1NO	1	A9C30831	2331
2P	16	230-240 VAC	2NO	1	A9C30812	3037
	32	230-240 VAC	2NO	1	A9C30831 + A9C32836	6882
3P	16	230-240 VAC	1NO+1NO/NC+1NO	2	A9C30811 + A9C32816	5503
	32	230-240 VAC	1NO+1NO/NC+1NO	2	A9C30831 + 2 x A9C32836	11433
4P	16	230-240 VAC	4NO	2	A9C30814	5871
	32	230-240 VAC	4NO	2	A9C30831 + 3 x A9C32836	15984

iIL Indicator Lights



- Complies with standard IEC 60947-5-1
- Indicator light with LED technology
- Service life 100,000 hours with constant luminous efficiency

Type	Colour	Module Width 18mm/module	Reference	Unit MRP [₹]
Single Indicator light	Red	1	A9E18320	1915
	Green	1	A9E18321	1915
	Blue	1	A9E18323	1915
	Orange	1	A9E18324	1915
3 phase voltage presence light	Red/Red/Red	1	A9E18327	5532
Single Push Button (1 NO+ 1NC)	Grey	1	A9E18033	2579

Note: For all above Reference MOQ = 1

Please contact Customer Care Center for Stockable and Non stockable status of references.

NORMAL STOCK ITEMS

W.E.F. January 17th, 2024

Communication Auxiliaries



Auxiliary for Protection Devices (OF+SD24) Auxiliary for Contactors (iACT24) Auxiliary for Impulse Relays (iATL24)

Description	Module Width	Reference	Unit MRP [₹]
OF+SD24	0.5	A9N26899	3879
iACT24	1	A9C15924	17842
iATL24	1	A9C15424	18787

Acti 9

Description	Reference	Pack	Unit MRP [₹]
Distribloc 63A			
Distribution from the top (4 Module)	04040	1	15571
Distribution through the bottom (4 Module)	04041	1	15571

Reflex iC60 - Integrated Control & Overcurrent Protection Device



- All in One Solution: MCB + Contactor + Impulse Relay + Auxiliary
- 10kA Breaking capacity as per IEC/EN 60947-2,
- Ti24 interface: Connection to PLC, Smartlink
- 3 operating modes to cater to a variety of applications
- Safe lock down with Integrated Padlocking
- Simplified maintenance: Front face Indicator allows better reliability

[In] Rated Current (A)	2 Pole Reference	Unit MRP [₹]	3 Pole Reference	Unit MRP [₹]	4 Pole Reference	Unit MRP [₹]
Module Width **	4.5 mod		5.5 mod		6.5 mod	
B Curve						
10	A9C61210	49082	-	-	A9C61410	58849
16	A9C61216	49076	-	-	-	-
25	-	-	A9C61325	51257	-	-
40	-	-	A9C61340	54818	-	-
C Curve						
10	A9C62210	52114	A9C62310	52825	A9C62410	56074
16	A9C62216	52114	A9C62316	53887	A9C62416	56074
25	A9C62225	49626	A9C62325	52825	A9C62425	56074
40	A9C62240	52268	A9C62340	54844	A9C62440	61304
63	-	-	A9C62363	56954	A9C62463	62899
D Curve						
25	-	-	-	-	A9C63425	58327

Note: **18mm/module

Please contact Customer Care Center for Stockable and Non stockable status of references.

NORMAL STOCK ITEMS

W.E.F. January 17th, 2024

Life Is On

Schneider
Electric

Schneider Electric India Pvt. Ltd.

Corporate Office: 9th Floor, DLF Building No. 10, Tower C, DLF Cyber City, Phase II, Gurugram 122002 Haryana
Tel.: ++91 124 6899000 Fax: ++91 124 4222036/037

Ahmedabad

Schneider Electric India (P) Ltd.
1506-1507, 15th Floor Shapth-5
Opp.Karnavati Club, SG Highway,
Ahmedabad, Gujarat - 380015
Tel.: 079-66826701

Bengaluru

Schneider Electric India (P) Ltd.
No. 3/1, JP Techno Park
Mezzanine Floor, Millers Tank Bund
Road, Vasanth Nagar
Bengaluru - 560052
Tel.: 080-71481351

Bhubaneswar

Schneider Electric India (P) Ltd.
Workloop Co-Working in the property
Office No. 316, Esplanade One Mall
Rasulgarh, Bhubaneswar - 751010

Chennai

Schneider Electric India (P) Ltd.
No: 29, 2nd Floor,
Bannari Amman Towers, B-Block
Dr. Radhakrishnan Road, Mylapore
Chennai - 600 004
Tel.:044-71912000

Cochin

Schneider Electric India (P) Ltd.
Alapatt Properties Private Limited
(Trade Name : Centre A)
Main Door Number : 66/4971
(Old Door Number: 40/6584-H)
7th Floor Alapatt Heritage Building
MG Road Kochi - 682035

Coimbatore

Schneider Electric India (P) Ltd.
Hanudev Info Tech Park, 6th Floor
Unit No. Block-C, SF No. 558/2
Udalyampalayam Road, Nava India
Coimbatore - 641028

Hyderabad

Schneider Electric India (P) Ltd.
D.No. 1-8-271, # 401, Ashoka
Bhoopal Chambers, SP Road
Secunderabad - 500003
Tel.: 040-67219500

Indore

Schneider Electric India (P) Ltd.
219, Dhan Trident Building
Vijay Nagar, A.B.Road
Indore - 452001

Jaipur

Schneider Electric India (P) Ltd.
Jaipur Business Centre 309
3rd Floor, Sangam Tower 190
Church Road, Jaipur - 302001
Tel.: 0141-2374810

Kolkata

Schneider Electric (I)Pvt.Ltd,
BP-4, Sector-V, Technopolis
3rd Floor, Salt Lake City
Kolkata - 700 091
Tel.: 033-66576400

Lucknow

Schneider Electric India (P) Ltd.
Summit, Plot No. TCG 3/3
6th Floor, 604A/B/C, Vibhuti Khand
Gomti Nagar, Lucknow
Uttar Pradesh - 226010
Tel.: 0522-3500334

Ludhiana

Schneider Electric India (P) Ltd.
SCO 23, 2nd Floor,
Chandigarh Road, Sector 32
Ludhiana, Punjab -141010
Tel.: 0161- 5203011

Mohali

Schneider Electric India (P) Ltd.
2nd Floor, Tower-A
Bestech Business Tower
Mega Information & Technology Park
Industrial Plot No.1, Phase IX
(Expansion), Mohali - 160059
Tel.: 0172-7198200

Mumbai

Schneider Electric India (P)(Ltd)
Marwah House, 2nd Floor
Krishanlal Marwah Marg
Andheri (East), Mumbai - 400072
Tel.: 022-62280000

Nagpur

Schneider Electric India (P) Ltd.
6, Vasant Vihar Complex
W.H.C Road, Shankar Nagar
Nagpur - 440010
Tel.: 0712-2558581

Nashik

Schneider Electric India (P) Ltd.
401, 4th Floor, Rishi Raj Towers
Jehan Circle, Gangapur Road
Nashik - 422013
Tel.: 0253-2344333

New Delhi

Schneider Electric India (P) Ltd.
C-56, Mayapuri Industrial Area, Phase-2
New Delhi - 110064
Tel.: 011-61317400

Pune

Schneider Electric India (P) Ltd.
Amar Caliber, CTS No 911, BMCC Road,
OFF F.C. Road, Deccan Gymkhana,
Shivaji Nagar, Pune - 411007
Tel.: 020-67492500

Vadodara

Schneider Electric India (P) Ltd.
Notus IT Park, 10th Floor, Block-D
Sarabhai Campus, Vadiwadi
Vadodara, Gujarat - 390017

Vishakhapatnam

Schneider Electric India (P) Ltd.
D.N.10-1-43, 1st Floor
Ratnam's Business Centre,
Siripuram Fort, C.B.M.Compound
Visakhapatnam - 530016
Tel.: 0891-6675500

Customer Care Centre

Monday-Saturday, 9 a.m. to 8 p.m.

Toll-free numbers: 1800 419 4272, 1800 103 0011

Email: customercare.in@schneider-electric.com

For more information, visit our website at: www.se.com/in

- All Prices are in Indian Rupees
- Prices are subject to change without prior notice
- Product evolution is a continuous process and Schneider Electric reserves the right to modify/withdraw any product at any time without prior notice
- Prices charged will be as prevailing on the date of dispatch
- Invoice Amount = (MRP – less Applicable discount) + Applicable GST %
- Tax incidence on invoices is basis applicable GST rates
- Invoice amount not to exceed MRP
- Product pictures shown are for illustration purpose only, actual product may vary

Distributor

Life Is On

Schneider
Electric

 Price List

Low Voltage Distribution Products

With effect from January 17th, 2024



se.com/in


EasyPact CVS:

■ Range Overview (up to 630A)	10
■ MCCBs for Distribution Network	11
■ EasyPact CVS Switch Disconnecter Version	16
■ Accessories	17
■ Range Overview (800A to 1250A)	20
■ MCCB for Distribution Network	22

Moulded Case Circuit Breakers:**ComPact NSXm:**

■ Range Overview	25
■ MCCBs for Distribution Network	29
■ MCCB with Integrated Earth Leakage Protection.	30
■ Accessories	31

ComPact NSX:

■ Range Overview	33
■ MCCBs for Distribution Network	34
■ Circuit Breakers for Motor Protection	37
■ MCCB with Integrated Earth Leakage Protection.	38
■ MCCB for 800V AC & 1000V AC 	39
■ Accessories	40
■ Unique Modular Ground Fault Protection.	43

ComPact NS:

■ Range Overview	45
■ New Gen Compact NS.	47

EasyPact EZC:

■ Range Overview	48
■ MCCBs for Distribution Network.	49
■ Accessories	51

Earth Leakage Protection:

■ Vigirex - Earth Leakage Protection Relay	52
--	----

Switch Disconnector:

■ ComPact- INS & INV Switch Disconnectors	53
■ Switch Disconnector fuse units - range overview.	54
■ FuPact Switch Disconnector and Accessories.	55


Air Circuit Breakers:**MasterPact MTZ:**

■ Range Overview	57
----------------------------	----

MasterPact NT/NW:

■ Range Overview	59
■ Micrologic Trip system	60
■ ATS Kit range	60


EasyPact MVS:

■ Range Overview	62
■ ET/ETA/ETV Trip System.	63
■ Draw-out type Circuit breakers and Switch Disconnectors	64
■ Fixed type Circuit breakers and Switch Disconnectors	66
■ Accessories	68
■ EasyPact™ MVS T3 at 1140V AC 	69

EasyPact SPS:

- Range Overview70
- Draw-out type Circuit breakers and Switch disconnectors71
- Fixed type Circuit breaker and Switch disconnectors72
- Accessories72

Automatic Transfer Switch:

- Range Overview73
- ASCO 7000 SERIES IEC Medium Voltage 74
- ATS (ASCO) Series 7000/30076
- ATS WOTPC77
- TransferPacT Active Automatic79
- TransferPacT Active Automatic Coordination Table81
- WATSN (ATS and RTS)83
- WATSN Coordination Table84



Green Premium™

An industry leading portfolio of offers delivering sustainable value



More than 75% of our product sales offer superior transparency on the material content, regulatory information and environmental impact of our products:

- RoHS compliance
- REACh substance information
- Industry leading # of PEP's*
- Circularity instructions



Discover what we mean by green
Check your products!

The Green Premium program stands for our commitment to deliver customer valued sustainable performance. It has been upgraded with recognized environmental claims and extended to cover all offers including Products, Services and Solutions.

CO₂ and P&L impact through... Resource Performance

Green Premium brings improved resource efficiency throughout an asset's lifecycle. This includes efficient use of energy and natural resources, along with the minimization of CO₂ emissions.

Cost of ownership optimization through... Circular Performance

We're helping our customers optimize the total cost of ownership of their assets. To do this, we provide IoT-enabled solutions, as well as upgrade, repair, retrofit, and remanufacture services.

Peace of mind through... Well-being Performance

Green Premium products are RoHS and REACh compliant. We're going beyond regulatory compliance with step-by-step substitution of certain materials and substances from our products.

Improved sales through... Differentiation

Green Premium delivers strong value propositions through third-party labels and services. By collaborating with third-party organizations we can support our customers in meeting their sustainability goals such as green building certifications.

EcoStruxure™ Facility Expert

Designed to keep you in touch with your equipment

Say goodbye to paperwork, outdated files, conflicting information, missing documents, and unplanned maintenance.

Say hello to extended insights, easier maintenance, greater productivity and information at your fingertips.

Because now, your electrical system becomes your partner with a simple QR code.



Collaborate and get things done!

- **Toss the papers!** Group user manuals, single-line drawings, photos, factory and site acceptance test reports, spare parts lists and more behind a simple QR code.
- **Get crucial data organized!** Free collaborative digital tool enables you to share information with your partners and team members.



Simplify and manage maintenance activities

- **Ease the set up of preventive maintenance plans** with auto-generated maintenance templates.
- **Streamline maintenance and operation** by assigning tasks and centralizing maintenance schedules, logs and reports.
- Leverage your digital community to **solve issues quickly**.
- **Keep your installation healthy** and maximize its life.

Scan and Download
For free access to EcoStruxure™ Facility Expert



Scan to know more
About how EcoStruxure™ Facility Expert can help you manage your equipment better





Product Selector

-Select Schneider products through digital tool

Product selector is an online software tool embedded in Schneider website or in distributor's website to help selecting the right product with its accessories. Product Selector aims at providing a fast, secure and smart way of selecting products. It includes the selection of the basic frame, control unit, accessories and Digital Modules. Compared with the traditional way of filling up order forms or specifying customer functions, it brings the following benefits:

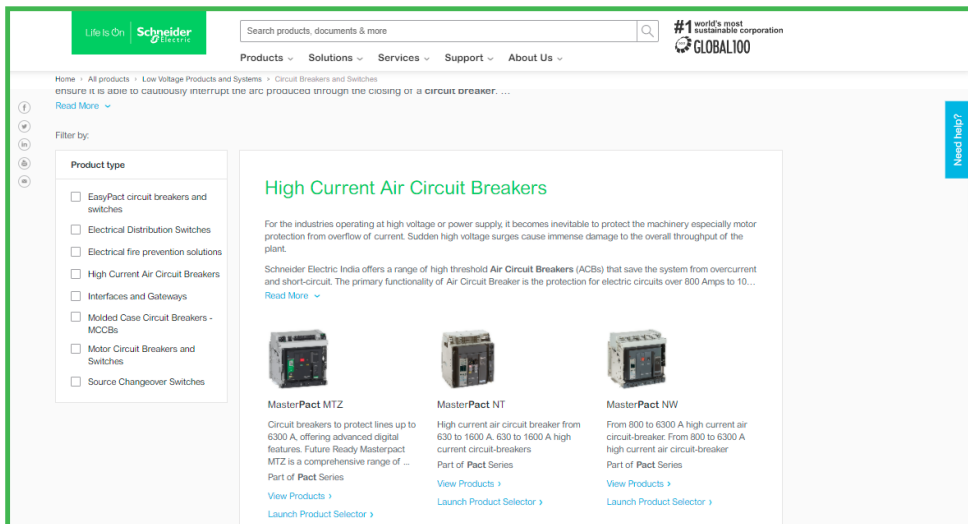
Easy access: no login, direct access on Schneider's website or on the website of distributor

Reliable: The compatibility between the main product and the accessories is constantly tested

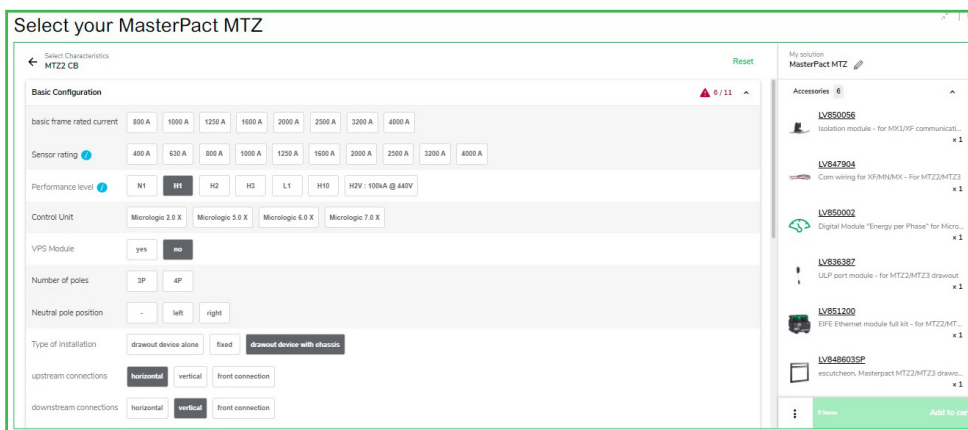
Wide coverage: more than 130 Schneider ranges are available (MasterPact)

Choose Products in simple steps:

1. Go to range page on se.com



2. Click on Launch Product Selector



Future of Power Distribution



MasterPact™ MTZ Circuit Breaker

FUTURE READY



...CONNECTIVITY READY

Stay connected and avoid downtime - The MasterPact MTZ app and EcoStruxure software conveniently bring energy data, circuit breaker control, and more directly to your smartphone.



...SUSTAINABILITY READY

Contribute to a better world - with Green Premium MasterPact MTZ circuit breakers you can enhance sustainability.



...PRECISION READY

Access new energy-saving capabilities - Acertified Class 1 power meter gives you precise power measurements for greater efficiency.




...ENVIRONMENT READY

Keep your electrical system online even in harsh environments - MasterPact MTZ circuit breakers give you proven reliability by going beyond standards.



...UPGRADE READY

Customize Micrologic X control unit anytime - Digital modules make it easy to upgrade and tailor your system.



...INTEGRATION READY

Simplify your switchboard operation - MasterPact MTZ circuit breakers are adaptable to different systems because of their digital capabilities.



...INSTALLATION READY

Streamline configuration and commissioning with EcoStruxure Power Commission tool.

Learn more about the future of power distribution, Click or Scan



EasyPact™ CVS

Molded-case circuit breakers and
switch-disconnectors from 16 to 630A



se.com/in

Life Is On

Schneider
Electric

EasyPact CVS

Easy Choice for Quality and Value



- **EasyPact CVS** MCCBs upto 630A is the easy choice for all your most common electrical distribution applications
- **EasyPact CVS** also available with Electronic Trip release LSol from 40A to 250A
- Encapsulated double break roto technique ensures outstanding current limiting capability
- High electrical / mechanical endurance for enhanced service life
- Single accessory reference for different functions – on/off, trip and fault trip – improves shop floor efficiency
- Separate electrical fault indication for ease of fault diagnosis
- Class 2 front face, Locking in off position, Suitable for Isolation
- Optimized footprint in two frame sizes

Range Details:

- Breaking capacity 25kA to 50kA, $I_{cs} = 100\% I_{cu}$
- TMD, MA, Electronic trip units (LSol protection 40A to 630A)
- Electronic trip units (LSIG protection 25A to 630A)
- 3P & 4P versions available
- Common accessories upto 630A



With Thermal Magnetic Trip Unit (TMD)

- Range upto 100A
- 3P and 4P version available

Breaking Capacity as per IEC 60947-2	Rated Current	Three Pole Reference	Unit MRP [₹]	Four Pole Reference	Unit MRP [₹]
EasyPact CVS 100 BS Overload Setting (I_r) 0.8 - 1 x I_n					
25kA*	20A	LV510931	8230	LV510951	13040
	25A	LV510932	8230	LV510952	13040
	32A	LV510933	8230	LV510953	11180
	40A	LV510934 ✓	8230	LV510954	13040
	50A	LV510935 ✓	8230	LV510955	13040
	63A	LV510936 ✓	8230	LV510956	11180
	80A	LV510937 ✓	8230	LV510957	11180
	100A	LV510938 ✓	8230	LV510958	11180

* I_{cs} = 17kA

Accessories

Description	CVS100BS Reference	Unit MRP [₹]
Auxiliary contacts (changeover) Multifunction		
Auxiliary Switch 1 C/O	EZAUX10 ✓	1190
Alarm Switch 1 C/O	EZAUX01	1190
Alarm - Auxiliary Switch	EZAUX11 ✓	1770
Spreaders		
Spreaders *(Set Of 3) 3P	EZASPDR3P ✓	280
Spreaders *(Set Of 4) 4P	EZASPDR4P ✓	1000
Rotary Handle		
Direct Rotary handle	EZAROTDS ✓	1690
Extended Rotary handle	EZAROTE	2480
Shunt Release		
AC		
100-130 V	EZASHT100AC	2560
200-277 V	EZASHT200AC ✓	2560
380-480 V	EZASHT380AC	2910
DC		
24 V	EZASHT024DC	2800

For details on non-standard references, technical parameters, stockable and non-stockable status, please contact Customer Care Centre.

✓ NORMAL STOCK ITEMS

W.E.F. January 17th, 2024

• Ics = 100% Icu as per IEC 60947-2

Breaking Capacity as per IEC 60947-2	Rated Current	Three Pole Reference	Unit MRP [₹]	Four Pole Reference	Unit MRP [₹]
EasyPact CVS 100 to 630A Overload Setting (Ir) 0.7 - 1 x In					
25kA	16A	LV510300	8770	LV510310	12190
	25A	LV510301	8770	LV510311	12190
	32A	LV510302	8770	LV510312	12190
	40A	LV510303	8770	LV510313	12190
	50A	LV510304	8770	LV510314	12190
	63A	LV510305	8770	LV510315	12190
	80A	LV510306	8770	LV510316	12190
	100A	LV510307	8820	LV510317	12190
	125A	LV516302	12900	LV516312	15790
	160A	LV516303	16830	LV516313	20180
	200A	LV525302	22290	LV525312	27860
Breaking Capacity as per IEC 60947-2	Rated Current	Three Pole Reference	Unit MRP [₹]	Four Pole Reference	Unit MRP [₹]
25kA	250A	LV525303	26080	LV525313	31910

Breaking Capacity as per IEC 60947-2	Rated Current	Three Pole Reference	Unit MRP [₹]	Four Pole Reference	Unit MRP [₹]
EasyPact CVS 100 to 630A Overload Setting (Ir) 0.7 - 1 x In					
36kA	16A	LV510330	11990	LV510340	14980
	25A	LV510331	11990	LV510341	14980
	32A	LV510332	11990	LV510342	14980
	40A	LV510333	11990	LV510343	14980
	50A	LV510334	11990	LV510344	14980
	63A	LV510335	11990	LV510345	14980
	80A	LV510336	11990	LV510346	14980
	100A	LV510337	11990	LV510347	14980
	125A	LV516332	13320	LV516342	16540
	160A	LV516333	17640	LV516343	21010
	200A	LV525332	25410	LV525342	31480
Breaking Capacity as per IEC 60947-2	Rated Current	Three Pole Reference	Unit MRP [₹]	Four Pole Reference	Unit MRP [₹]
36kA	250A	LV525333	28180	LV525343	34880
	320A	LV540305	36660	LV540308	45480
	400A	LV540306	36870	LV540309	45880
	500A	LV563305	41790	LV563308	52930
	630A*	LV563307	47860	LV563310*	60400

Breaking Capacity as per IEC 60947-2	Rated Current	Three Pole Reference	Unit MRP [₹]	Four Pole Reference	Unit MRP [₹]
50kA	16A	LV510470	16280	LV510480	20010
	25A	LV510471	16280	LV510481	20010
	32A	LV510472	16280	LV510482	20010
	40A	LV510473	16280	LV510483	20010
	50A	LV510474	16280	LV510484	20010
	63A	LV510475	16280	LV510485	20010
	80A	LV510476	16280	LV510486	20010
	100A	LV510477	16280	LV510487	20010
	125A	LV516462	21160	LV516467	23160
	160A	LV516463	22900	LV516468	27270
	200A	LV525452	29640	LV525457	37240
Breaking Capacity as per IEC 60947-2	Rated Current	Three Pole Reference	Unit MRP [₹]	Four Pole Reference	Unit MRP [₹]
50kA	250A	LV525453	31870	LV525458	39270
	320A	LV540315	39700	LV540318	49090
	400A	LV540316	40000	LV540319	49990
	500A	LV563315	46380	LV563318	58520
	630A*	LV563317	50520	LV563320*	66130

Note:

*630A @ 40°C for TMD630A MCCB

For Details on stockable and non-stockable status, technical parameter, please Contact Customer Care Centre

NORMAL STOCK ITEMS

W.E.F. January 17th, 2024



EasyPact CVS 40 to 630A with Electronic Trip Unit ETS 2.2 and ETS 2.3

- Ics = 100% Icu as per IEC 60947-2
- Suitable for Isolation
- Adjustable Overload from 0.4 to 1 x In
- Adjustable Short Circuit from 1.4 to 10 x Ir
- Adjustable Neutral Protection - N, N/2, OFF for 4 Pole MCCB
- Inbuilt Thermal Memory

Breaking Capacity Ics as per IEC 60947-2	Rated Current	Three Pole Reference	Unit MRP [₹]	Four Pole Reference	Unit MRP [₹]
EasyPact CVS 40 to 250A					
25KA	40	LV510550	22910	LV510580	29480
	100	LV510551	22910	LV510581	29480
	160	LV516505	29260	LV516508	37320
36KA	250	LV525505	38450	LV525508	49320
	40	LV510552	23290	LV510582	29620
	100	LV510553	23290	LV510583	29620
50KA	160	LV516506	29780	LV516509	41150
	250	LV525506	40260	LV525509	55790
	40	LV510554	27930	LV510584	37800
	100	LV510555	27930	LV510585	38930
	160	LV516507	35400	LV516510	46050
	250	LV525507	45980	LV525510	59760

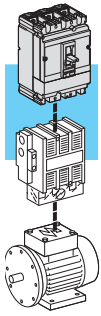
Breaking Capacity Ics as per IEC 60947-2	Rated Current	Three Pole Reference	Unit MRP [₹]	Four Pole Reference	Unit MRP [₹]
EasyPact CVS 400 to 630A					
36 kA	400A	LV540505 <input checked="" type="checkbox"/>	44320	LV540506 <input checked="" type="checkbox"/>	57100
	630A	LV563505 <input checked="" type="checkbox"/>	48710	LV563506 <input checked="" type="checkbox"/>	64650
50 kA	400A	LV540510 <input checked="" type="checkbox"/>	48650	LV540511 <input checked="" type="checkbox"/>	62980
	630A	LV563510 <input checked="" type="checkbox"/>	52970	LV563511 <input checked="" type="checkbox"/>	69270

For details on non-standard references, technical parameters, stockable and non-stockable status, please contact Customer Care Centre.

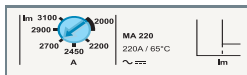
NORMAL STOCK ITEMS

W.E.F. January 17th, 2024

Circuit Breakers for Motor Protection Breaking Capacity 50kA, Ics=100%Icu



Current Rating	Magnetic setting	2.5	6.3	12.5	25	50	100	150	220	320	500	
CVS 100	I _m = I _n x ...	6....14 x I _n										
CVS 160/250								9....14 x I _n				
CVS 400										6....13 x I _n		
CVS 630											6....13 x I _n	



Frame 1	2.5 to 220A
Frame 2	320 to 500A

With Magnetic Trip Unit MA Type

Breaking Capacity Ics as per IEC 60947-2	Rated Current	Three Pole Reference	Unit MRP [₹]
50kA	2.5A	LV510450	12100
	6.3A	LV510451	12100
	12.5A	LV510452 <input checked="" type="checkbox"/>	13150
	25A	LV510453 <input checked="" type="checkbox"/>	17480
	50A	LV510454 <input checked="" type="checkbox"/>	17740
	100A	LV510455 <input checked="" type="checkbox"/>	18030
50kA	150A	LV516451 <input checked="" type="checkbox"/>	22820
	220A	LV525442 <input checked="" type="checkbox"/>	24070
	320A	LV540552 <input checked="" type="checkbox"/>	36040
	500A	LV563552	44610

For details on non-standard references, technical parameters, stockable and non-stockable status, please contact Customer Care Centre.

NORMAL STOCK ITEMS

W.E.F. January 17th, 2024



EasyPact CVS with built-in LSIG Electronic trip unit ETS 6

- Rated Current, In (A) – 25, 40, 100, 160, 250, 400, 630
- Breaking capacity (Icu=Ics) (kA) at 415V – 25 (only up to 250A), 36, 50
- 3 Pole and 4 pole versions.
- Built-in μ P based trip unit having protection functions LSIG. Variable current setting for L,S,I and G and variable time delay setting for L,S and G.
- Neutral O/L protection possible with 3P MCCB (with External Neutral CT) and 4P MCCB
- Last Fault trip history on LCD screen of MCCB i.e Faulty phase, Type of Fault and interrupted current.

With ETS 6 Electronic trip unit (built in LSIG protection)

Breaking Capacity Icu as per IEC 60947-2	Rated Current	Three Pole Reference	Unit MRP [₹]	Four Pole Reference	Unit MRP [₹]
25kA	25A	LV510600	36320	LV510610	41380
	40A	LV510608	35650	LV510618	41380
	100A	LV510609	35650	LV510619	41380
	160A	LV516600	40960	LV516610	50780
Breaking Capacity Icu as per IEC 60947-2	Rated Current	Three Pole Reference	Unit MRP [₹]	Four Pole Reference	Unit MRP [₹]
25kA	250A	LV525600	48350	LV525610	59430
36kA	25A	LV510620	46450	LV510630	53930
	40A	LV510628	37160	LV510638	43140
	100A	LV510629	37160	LV510639	43140
	160A	LV516620	42450	LV516630	52640
Breaking Capacity Icu as per IEC 60947-2	Rated Current	Three Pole Reference	Unit MRP [₹]	Four Pole Reference	Unit MRP [₹]
36kA	250A	LV525620	51180	LV525630	63020
	400A	LV540620	61130	LV540630	70800
	630A	LV563620	66920	LV563630	81610
Breaking Capacity Icu as per IEC 60947-2	Rated Current	Three Pole Reference	Unit MRP [₹]	Four Pole Reference	Unit MRP [₹]
50kA	25A	LV510640	50830	LV510650	48480
	40A	LV510648	40660	LV510658	48480
	100A	LV510649	40660	LV510659	48480
	160A	LV516640	48810	LV516650	58190
Breaking Capacity Icu as per IEC 60947-2	Rated Current	Three Pole Reference	Unit MRP [₹]	Four Pole Reference	Unit MRP [₹]
50kA	250A	LV525640	53620	LV525650	64910
	400A	LV540640	64170	LV540650	76590
	630A	LV563640	71030	LV563650	91710

For details on non-standard references, technical parameters, stockable and non-stockable status, please contact Customer Care Centre.

NORMAL STOCK ITEMS

W.E.F. January 17th, 2024

Easy-Pact CVS Switch Disconnecter Version



- Suitable for Isolation with positive contact indication as defined by standard IEC 60947-3.
- Compliance to utilization categories AC22A or AC23A
- Self protected due to high magnetic-set release
- Two frame sizes upto 630A
- Available in fixed version.
- Common Accessories as that of **EasyPact** CVS circuit breaker

Rated Current	Three Pole Reference	Unit MRP [₹]	Four Pole Reference	Unit MRP [₹]
100A	LV510425	8800	LV510426	11150
160A	LV516425	10500	LV516426	13210
Rated Current	Three Pole Reference	Unit MRP [₹]	Four Pole Reference	Unit MRP [₹]
250A	LV525425	22000	LV525426	29290
400A	LV540400	32710	LV540401	41630
630A	LV563400	37180	LV563401	50000

For details on non-standard references, technical parameters, stockable and non-stockable status, please contact Customer Care Centre.

NORMAL STOCK ITEMS

W.E.F. January 17th, 2024



Indication contacts



Voltage Release



Padlocking accessory



Direct Rotary Handle



Extended Rotary Handle

Accessories for EasyPact CVS 100 - 630A

Auxiliary Contacts (Changeover) Multifunction

Description	Reference	Unit MRP [₹]
OF or SD or SDE or SDV	29450 <input checked="" type="checkbox"/>	1100
OF or SD or SDE or SDV low level	29452	1310
SDE adapter for trip unit TM or MA or ETS 2.3 #	LV429451 <input checked="" type="checkbox"/>	1000

To be considered alongwith SDE contact for MCCB with TMD/ETS 2.3/MA Trip Unit

Motor Mechanism

Type	100/250A Reference	Unit MRP [₹]	400/630A Reference	Unit MRP [₹]
Motor Mechanism - Direct Operating NEW				
110-230V, AC /DC	LV435001	29220	LV435010	46940
400V, AC	LV435002	29220	LV435005	46940

Voltage Releases

Description	Shunt Release Reference	Unit MRP [₹]	Undervoltage Reference	Unit MRP [₹]
AC				
24 V 50/60 Hz	LV429384 <input checked="" type="checkbox"/>	3280	LV429404	4060
48 V 50/60 Hz	LV429385	3360	LV429405	4160
110-130 V 50/60 Hz	LV429386 <input checked="" type="checkbox"/>	3280	LV429406 <input checked="" type="checkbox"/>	4060
220-240 V 50/60 Hz	LV429387 <input checked="" type="checkbox"/>	3280	LV429407 <input checked="" type="checkbox"/>	4060
380-415 V 50 Hz	LV429388 <input checked="" type="checkbox"/>	3280	LV429408 <input checked="" type="checkbox"/>	4060
525 V 50 Hz	LV429389	3360	LV429409	5960
DC				
12 V	LV429382	3280	LV429402	4110
24 V	LV429390 <input checked="" type="checkbox"/>	3280	LV429410 <input checked="" type="checkbox"/>	4020
30 V	LV429391	3360	LV429411	5960
48 V	LV429392	3280	LV429412	4110
60 V	LV429383	4760	LV429403	5820
125 V	LV429393	3280	LV429413	4020
250 V	LV429394	3280	LV429414	3980

Rotary Handles

Description	100/160/250A Reference	Unit MRP [₹]	400/630A Reference	Unit MRP [₹]
Direct rotary handle				
Standard black handle	LV429337 <input checked="" type="checkbox"/>	1580	LV432597 <input checked="" type="checkbox"/>	2380
Extended rotary handle				
Standard extended rotary handle	LV429338_IN <input checked="" type="checkbox"/>	2170	LV432598_IN <input checked="" type="checkbox"/>	3860

For details on non-standard references, technical parameters, stockable and non-stockable status, please contact Customer Care Centre.

NORMAL STOCK ITEMS

W.E.F. January 17th, 2024

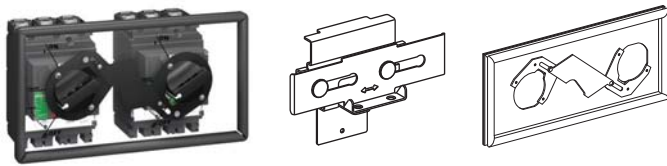
Installation Accessories

Description	Upto 100A only Reference	Unit MRP [₹]	160/250A Reference	Unit MRP [₹]	400/630A Reference	Unit MRP [₹]
Spreaders & Phase Barriers						
Spreaders (Set of 3) 3P	LV431563_IN <input checked="" type="checkbox"/>	620	LV431563 <input checked="" type="checkbox"/>	760	32492 <input checked="" type="checkbox"/> LV432492	1780
Spreaders (Set of 4) 4P	LV431564_IN <input checked="" type="checkbox"/>	840	LV431564 <input checked="" type="checkbox"/>	1000	32493 <input checked="" type="checkbox"/> LV432493	2170
Phase Barriers (Set of 6)	*		*		LV432570 <input checked="" type="checkbox"/>	1020

Description	100/160/250A Reference	Unit MRP [₹]	400/630A Reference	Unit MRP [₹]
Interlocking				
For Breaker with Rotary Handle	LV429369	11740	LV432621	14850
For Breaker with Toggle	LV429354	14470	LV432614	15000
Mechanical Interlocking with Base Plate	29349**	-	32609**	-
Locking of Rotary Handle				
Locking Device	LV429344 <input checked="" type="checkbox"/>	760	LV432604 <input checked="" type="checkbox"/>	1020
Ronis Keylock (1 Lock + 1 Key set)	41940 <input checked="" type="checkbox"/>	5650	41940 <input checked="" type="checkbox"/>	5650
Ronis Keylock (2 Locks + 1 Key set)	41950 <input checked="" type="checkbox"/>	9510	41950 <input checked="" type="checkbox"/>	9510
Profalux Keylock (1 Lock + 1 Key set)	42888	8830	42888	8830
Profalux Keylock (2 Locks + 1 Key set)	42878	11080	42878	11080

* supplied as standard with spreaders

** Mechanical Interlocking with Base Plate to be ordered with Safety trip interlock (LV429270 for 29349 and LV432520 for 32609)



Accessories for CVS 100 - 630A

Manual Source change-over systems

- An additional accessory interlocks two devices with rotary handles to create a source changeover system. Closing of one device is possible only if the second is open.
- This function is compatible with direct or extended rotary handles.
- Up to three padlocks can be used to lock in the OFF or ON position.

Description	Reference	Unit MRP [₹]
Mechanical interlocking for circuit breakers		
With toggles 100A to 250A	LV429354	14470
With rotary handles 100A -250A	LV429369	11740
With toggles 400A to 630A	LV432614	15000
With rotary handles 400A to 630A	LV432621	14850

Accessories for ETS 6 Trip unit

Description	CVS100/160/250 Reference number	Rating	Unit MRP [₹]	CVS400/630 Reference number	Rating	Unit MRP [₹]
External neutral CT for 3 pole breaker with ETS6	LV429521	25 - 100 A	15710	LV432575	400 - 630 A	22690
	LV430563	150 - 250 A	23960			
Description	CVS 100 to 630 Reference number		Unit MRP [₹]			
Pocket Battery For MCCB With ETS 6	LV434206		25100			
24 VDC Terminal Block For MCCB With ETS 6	LV434210		7100			

For details on non-standard references, technical parameters, stockable and non-stockable status, please contact Customer Care Centre.

NORMAL STOCK ITEMS

W.E.F. January 17th, 2024

Austong Robot

Easy Series

EasyPact™ CVS

Molded-Case Circuit Breaker
from 800 to 1250 A



se.com/in

Life Is On

Schneider
Electric

Introduction

Overview

State-of-the-art design, user-friendly features and a wide spectrum of protection releases of the MCCB range. Also recognised for its ergonomics, aesthetics and compactness. Specially designed and developed for extreme tropical conditions, it promises reliable performance in high ambient and humid environment.

Unfailingly, caters to the ever-evolving needs of customers, derived after in-depth analysis and customer feedback. Because we understand our customers' requirements and demands, our contemporary range of MCCBs never falls short of ensuring complete customer satisfaction. Moreover, complemented by a host of accessories, the EasyPact CVS range delivers comprehensive solutions to customer applications ensuring operational safety, reliability and versatility.



Features

- Range available from 800 to 1250 A
- Available in 3 pole and 4 pole
- Range of 50 kA breaking capacity
- Electronic trip unit release and Switch Disconnecter
- MCCBs for Distribution and SD version
- Wide range of Internal and External accessories
- RoHS compliant

Schneider Electric do not recommend the mix of different ranges of breakers.

Codes and standards

CVS range of MCCB series and accessories comply with:

- IEC 60947-1: General rules
- IEC 60947-2: Circuit-breakers

EasyPact CVS MCCB

Current rating	800 A, 1000 A, 1250 A
Release	Electronic trip unit, Switch Disconnecter

Trip Units

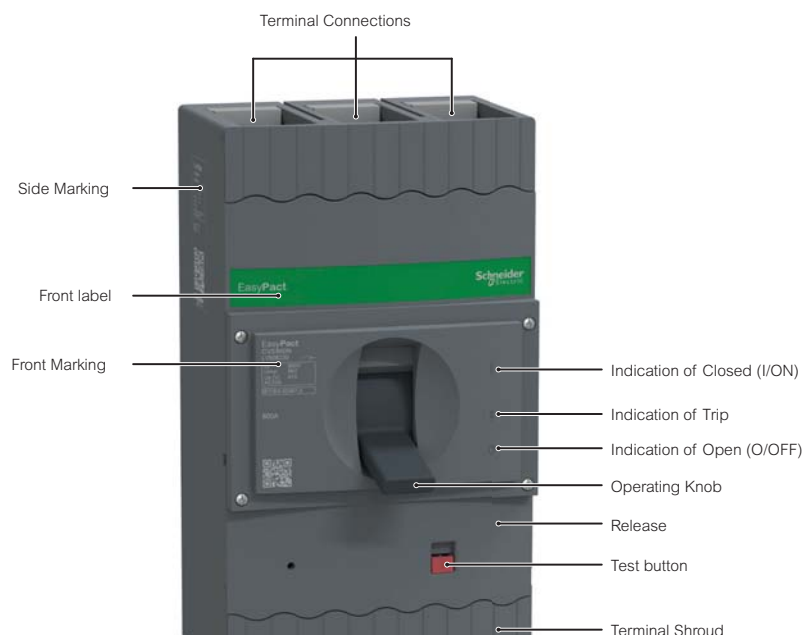
NA - Switch Disconnecter (SD)

LSI Protection - Electronic Trip Unit (ETS 2)

LSIG - Electronic Trip Unit (ETS 6)



Marking and Configuration



EasyPact CVS MCCB offers

Enhanced features

- Snap-fit accessories up to 800 to 1250 A
- Auxiliary contact for ON/OFF and Trip Indication
- Shunt coil for remote tripping
- Under Voltage coil

Accessories




Extended rotary handle



External neutral CT

Adaptor Kit



Spreaders link



Auxiliary 1 C/O



Auxiliary 2 C/O



Voltage release (MN)



Trip alarm contact 1 C/O



Auxiliary 1 C/O +
Trip alarm contact 1 C/O



Shunt release (MX)



EasyPact Molded Case Circuit Breaker 800 - 1250 N

Breaking Capacity Icu as per IEC 60947-2	Rated Current	Three Pole Reference	Unit MRP [₹]	Four Pole Reference	Unit MRP [₹]
ETS 2					
50 kA at 415 V AC	800 A	LV508231	On Request	LV508241	On Request
	1000 A	LV510231	On Request	LV510241	On Request
	1250 A	LV512231	On Request	LV512241	On Request
ETS 6					
50 kA at 415 V AC	800 A	LV508232	On Request	LV508242	On Request
	1000 A	LV510232	On Request	LV510242	On Request
	1250 A	LV512232	On Request	LV512242	On Request



EasyPact Molded Case Circuit Breaker 800 - 1250 SD

Breaking Capacity Icu as per IEC 60947-2	Rated Current	Three Pole Reference	Unit MRP [₹]	Four Pole Reference	Unit MRP [₹]
SD					
415 V AC	800 A	LV508230	On Request	LV508240	On Request
	1000 A	LV510230	On Request	LV510240	On Request
	1250 A	LV512230	On Request	LV512240	On Request



Spreader links

Breaking Capacity Icu as per IEC 60947-2	Rated Current	Three Pole Reference	Unit MRP [₹]	Four Pole Reference	Unit MRP [₹]
	800 A	LV508530 (Set of 6)	On Request	LV508540 (Set of 8)	On Request
	1000 A*	LV510530 (Set of 12)	On Request	LV510540 (Set of 16)	On Request
	1250 A	LV512530 (Set of 6)	On Request	LV512540 (Set of 8)	On Request

* Two runs per phase



Extended Rotary Handle

Rated Current	Reference	Unit MRP [₹]
800 A	LV500500	On Request
1000 A	LV500500	On Request
1250 A	LV500500	On Request



External Neutral CT

Rated Current	Reference	Unit MRP [₹]
800 A	LV508560	On Request
1000 A	LV510560	On Request
1250 A	LV512560	On Request

For details on non-standard references, technical parameters, stockable and non-stockable status, please contact Customer Care Centre.

NORMAL STOCK ITEMS

W.E.F. January 17th, 2024



Adaptor kit for External Neutral CT

Rated Current	Reference	Unit MRP [₹]
800 A	LV508570	On Request
1000 A	LV510570	On Request
1250 A	LV512570	On Request



Auxiliary 1 C/O + Trip Alarm Contact 1 C/O

Rated Current	Reference	Unit MRP [₹]
800 A	LV500604	On Request
1000 A		On Request
1250 A		On Request



Auxiliary Switch 1 C/O

Rated Current	Reference	Unit MRP [₹]
800 A	LV500601	On Request
1000 A	LV500601	On Request
1250 A	LV500601	On Request



Shunt Release (110/240/415 V AC)

Rated Current	Reference	Unit MRP [₹]
800 A	LV500605	On Request
1000 A	LV500605	On Request
1250 A	LV500605	On Request



Auxiliary Switch 2 C/O

Rated Current	Reference	Unit MRP [₹]
800 A	LV500602	On Request
1000 A	LV500602	On Request
1250 A	LV500602	On Request



Under Voltage release (240 V AC)

Rated Current	Reference	Unit MRP [₹]
800 A	LV500606	On Request
1000 A	LV500606	On Request
1250 A	LV500606	On Request



Trip Alarm Contact

Rated Current	Reference	Unit MRP [₹]
800 A	LV500603	On Request
1000 A	LV500603	On Request
1250 A	LV500603	On Request

For details on non-standard references, technical parameters, stockable and non-stockable status, please contact Customer Care Centre.

NORMAL STOCK ITEMS

W.E.F. January 17th, 2024

ComPacT NSX & NSXm


Molded-Case Circuit Breakers
And Switch-Disconnectors
From 16 To 630 A - Up To 690 V



ComPact NSXm & NSX

Schneider Electric is proud to introduce the new generation of ComPacT MCCBs. These breakers talk to you, wherever you are, in all transparency. New design complements new wireless connectivity capabilities with our latest wireless auxiliary contact.

ComPact Design



New signature design

- Schneider Electric green signature style for the entire ComPacT range
- Estimated 40% reduction of wiring time for panel builders
- Experience easier installation thanks to a new ergonomic front-plate design
- Gain the confidence that all auxiliaries are on the right spot, and simply double check that you have the right coil rating
- Ergonomic new toggle for easier breaker manual operation

Wireless Auxiliary Contact



Wireless breaker status

- Plug & play technology for clear connection status (0 or 1, no half-way wired)
- Placed in the same position as the wired version, its LED light will give you direct indication in case of a tripping
- If you are away, your ComPacT will send you an immediate notification via EcoStruxure Facility Expert for instance
- Wireless auxiliary accelerates overall wiring time: status communication is done very simply and commissioned wirelessly
- Communication architecture is fully EcoStruxure Power validated, with any application

Ready to meet the new face of ComPact?



Meet the new generation of ComPacT™ circuit breakers with semi-transparent faceplate, screwless auxiliaries and remote monitoring features.

Learn about the benefits of the ComPacT range here:
se.com/compact-nsx

ComPacT NSXm & NSX

Contribute to a better world. Enhance sustainability with ComPacT range

Achieve Green Building certification with Green Premium ecolabel

In compliance with ISO 14025 PEP ecopassport program, we publish a comprehensive Life Cycle Analysis of our product, providing the environmental data you need to achieve Green Building certifications.

For example, ComPacT NSX & NSXm contribute to 3 LEED™ points in the Building Product Disclosure and Optimization section:

- Environmental Product Declaration
- Material Ingredients



ComPacT NSX range is now enriched with the new ComPacT NSXm, designed according to the EcoDesign Way™ by Schneider. It now features new space saving frame size for reduced resource consumption, and more.



New Packaging

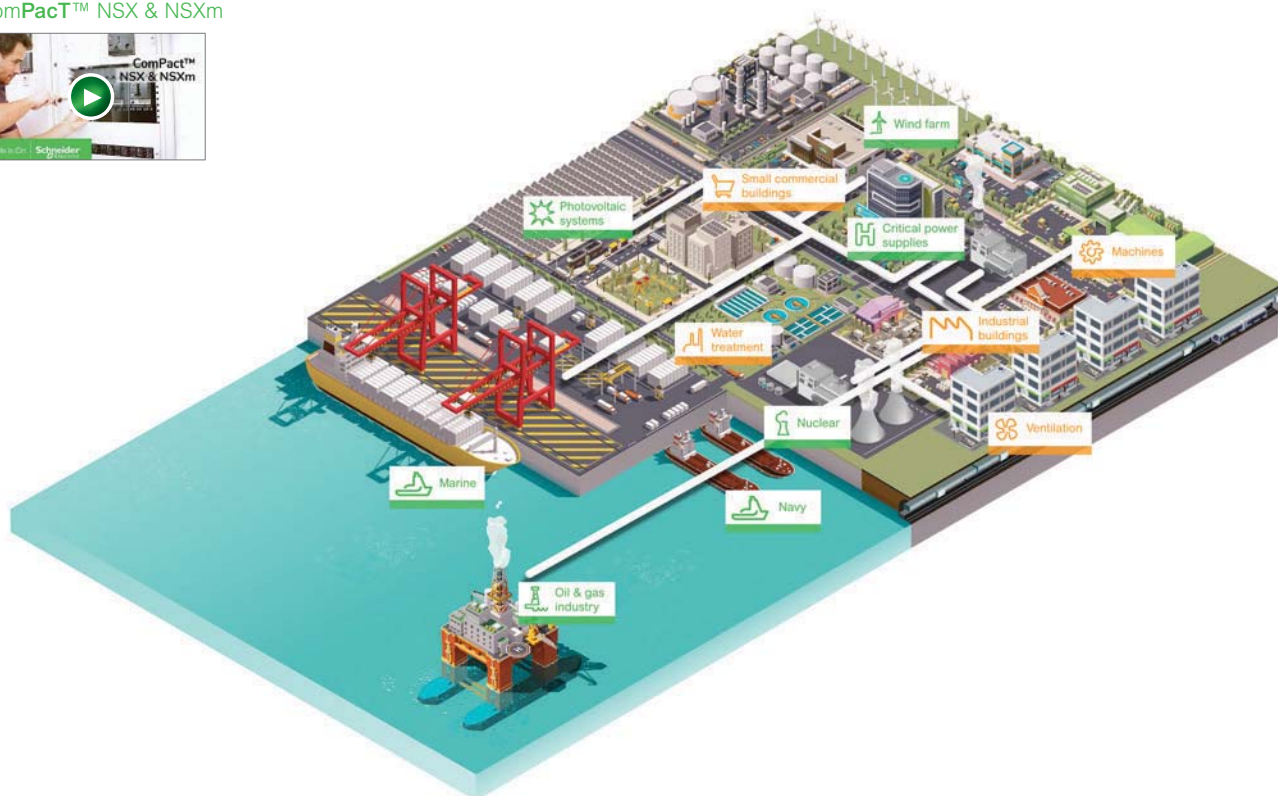
- The ComPacT range comes in plastic-less packaging: not only to reduce our carbon footprint, but it also means less waste in the workshop
- Simplified instruction sheets included in all packaging
- 100% recycled carton
- Scan QR codes for access to digital documentation
- This product is REACH and RoHS compliant



ComPact NSXm & NSX Application Overview

The ComPact NSX and NSXm circuit breakers and switch-disconnectors are the best choice for all standards and specific applications.

ComPact™ NSX & NSXm



> ComPact INS/INV [a]



LVPED213024EN

> FuPacT [a]



LVPED216031EN

> Substitution and Technical Guide
ComPact NSX High Performances [b]



LVPED508025EN

> ComPact NSX, ComPact INS/INV,
MasterPact NW DC - DC PV - DC EP [c]



LVPED221002EN

> TransferPacT
(Source-changeover systems) [d]



LVPED216028EN

> Complementary technical information



LVPED318033EN

ComPact NSXm & NSX

New generation, simpler commercial references

New meaningful references to make your life easier

We understand any change in commercial references will be an adjustment, but in the long run we believe this change is needed, and will make your life easier.

Type (1)	Frame rating (2)	Breaking capacity (1)	Num Poles (2)	Trip Unit (2)	Trip Unit Ratings (3)	Suffix (1)
NSX = C	100m = 11	16kA = E	1P = 1	TMD = TM	16 = 016	EverLink = L
NSXm = C	160m = 12	25kA = B	2P = 2	MA = MA	20 = 020	Busbar = B
	100 = 10	36kA = F	3P3D = 3	TMG = MG	25 = 025	Fixed = F
	160 = 16	50kA = N	4P4D = 4	1.3 M = 1M	30 = 030	DC = D
	250 = 25	70kA = H	3P2D = 5	2.2 = 2D	40 = 040	Switch = S
	400 = 40	100kA = S	4P3D = 6	2.3 = 2D	50 = 050	DC PV = DP
	630 = 63	150kA = L		4.1 = 4V	63 = 063	
		...		4.2 = 4V	80 = 080	Acc with ID
				...	100 = 100	change = T
					...	

For instance LV429630 will become C10F3TM100
ComPact Breaker NSX100F 36kA AC 3P3D 100A TMD

Scan QR code for breaker updates

Each breaker is equipped with a QR code that allows you to get the latest information on your breaker.





NSXm Thermal Magnetic Trip Unit (TMD)

- Ics = 100% Icu as per IEC 60947-2
- Adjustable thermal setting 0.7 to 1 x In
- Fixed magnetic settings
- Single frame size upto 160A
- 5 breaking capacities from 16kA to 70kA
- With compression lug connectors
- All the circuit breakers have a transparent lead-sealable cover

Breaking Capacity Icu as per IEC 60947-2	Rated Current	Three Pole Reference	Unit MRP [₹]	Four Pole Reference	Unit MRP [₹]
16kA	16A	C11E3TM016B	13750	C11E6TM016B	19750
	25A	C11E3TM025B	13750	C11E6TM025B	19750
	32A	C11E3TM032B	13750	C11E6TM032B	19750
	40A	C11E3TM040B	13750	C11E6TM040B	19750
	50A	C11E3TM050B	13750	C11E6TM050B	19750
	63A	C11E3TM063B	13750	C11E6TM063B	19750
	80A	C11E3TM080B	13750	C11E6TM080B	19750
	100A	C11E3TM100B	13750	C11E6TM100B	19750
	125A	C12E3TM125B	24360	C12E6TM125B	30000
160A	C12E3TM160B	26070	C12E6TM160B	32690	
25kA	16A	C11B3TM016B	13750	C11B6TM016B	19750
	25A	C11B3TM025B	13750	C11B6TM025B	19750
	32A	C11B3TM032B	13750	C11B6TM032B	19750
	40A	C11B3TM040B	13750	C11B6TM040B	19750
	50A	C11B3TM050B	13750	C11B6TM050B	19750
	63A	C11B3TM063B	13750	C11B6TM063B	19750
	80A	C11B3TM080B	13750	C11B6TM080B	19750
	100A	C11B3TM100B	13750	C11B6TM100B	19750
	125A	C12B3TM125B	24360	C12B6TM125B	30000
160A	C12B3TM160B	26070	C12B6TM160B	32690	
36kA	16A	C11F3TM016B	16750	C11F6TM016B	21200
	25A	C11F3TM025B	16750	C11F6TM025B	21200
	32A	C11F3TM032B	16750	C11F6TM032B	21200
	40A	C11F3TM040B	16750	C11F6TM040B	21200
	50A	C11F3TM050B	16750	C11F6TM050B	21200
	63A	C11F3TM063B	16750	C11F6TM063B	21200
	80A	C11F3TM080B	16750	C11F6TM080B	21200
	100A	C11F3TM100B	16750	C11F6TM100B	21200
	125A	C12F3TM125B	25030	C12F6TM125B	31160
160A	C12F3TM160B	26270	C12F6TM160B	33610	
50kA	16A	C11N3TM016B	19920	C11N6TM016B	24970
	25A	C11N3TM025B	19920	C11N6TM025B	24970
	32A	C11N3TM032B	19920	C11N6TM032B	24970
	40A	C11N3TM040B	19920	C11N6TM040B	24970
	50A	C11N3TM050B	19920	C11N6TM050B	24970
	63A	C11N3TM063B	19920	C11N6TM063B	24970
	80A	C11N3TM080B	19920	C11N6TM080B	24970
	100A	C11N3TM100B	19920	C11N6TM100B	24970
	125A	C12N3TM125B	30090	C12N6TM125B	34600
160A	C12N3TM160B	30730	C12N6TM160B	36330	
70kA	16A	C11H3TM016B	25460	C11H6TM016B	32840
	25A	C11H3TM025B	25460	C11H6TM025B	32840
	32A	C11H3TM032B	25460	C11H6TM032B	32840
	40A	C11H3TM040B	25460	C11H6TM040B	32840
	50A	C11H3TM050B	25460	C11H6TM050B	32840
	63A	C11H3TM063B	25460	C11H6TM063B	32840
	80A	C11H3TM080B	25460	C11H6TM080B	32840
	100A	C11H3TM100B	25460	C11H6TM100B	32840
	125A	C12H3TM125B	47390	C12H6TM125B	50360
160A	C12H3TM160B	47900	C12H6TM160B	51380	

Note: For Everlink type NSXm MCCBs add prices of LV426970 (3Pole) or LV426971(4Pole) -2 Sets in above MCCBs

For details on stockable and non stockable status, technical parameter, please contact Customer Care Centre

NORMAL STOCK ITEMS

W.E.F. January 17th, 2024



NSXm integrated Earth Leakage protection (MicroLogic Vigi 4.1 Trip Unit)

- Standard protection of distribution cables
- Earth leakage protection
- Indication of:
 - Overload alarming (via LEDs and via SDx module)
 - Overload tripping (via the SDx module)
- Earth leakage alarming (via the SDx module)
- Earth leakage tripping (via front face screen and the SDx module).

Breaking Capacity Icu as per IEC 60947-2	Rated Current	Three Pole Reference	Unit MRP [₹]	Four Pole Reference	Unit MRP [₹]
16kA	25A	C11E34V025B	40820	C11E44V025B	45690
	50A	C11E34V050B	40820	C11E44V050B	45690
	100A	C11E34V100B	40820	C11E44V100B	45690
	160A	C12E34V160B	43320	C12E44V160B	48880
25kA	25A	C11B34V025B	43060	C11B44V025B	48280
	50A	C11B34V050B	43060	C11B44V050B	48280
	100A	C11B34V100B	43060	C11B44V100B	48280
	160A	C12B34V160B	45590	C12B44V160B	54920
36kA	25A	C11F34V025B	43060	C11F44V025B	49560
	50A	C11F34V050B	43060	C11F44V050B	49560
	100A	C11F34V100B	43060	C11F44V100B	49560
	160A	C12F34V160B	47010	C12F44V160B	55870
50kA	25A	C11N34V025B	47010	C11N44V025B	53340
	50A	C11N34V050B	47010	C11N44V050B	53340
	100A	C11N34V100B	47010	C11N44V100B	53340
	160A	C12N34V160B	53340	C12N44V160B	56980
70kA	25A	C11H34V025B	51910	C11H44V025B	59680
	50A	C11H34V050B	51910	C11H44V050B	59680
	100A	C11H34V100B	51910	C11H44V100B	59680
	160A	C12H34V160B	63790	C12H44V160B	70900

For details on non-standard references, technical parameters, stockable and non-stockable status, please contact Customer Care Centre.

NORMAL STOCK ITEMS

W.E.F. January 17th, 2024



- Suitability for isolation as defined by standard IEC 60947-3
- Self protected by their high-set magnetic release
- Single frame size upto 160A

ComPact NSXm NA switch-disconnector

With Compression Lug connectors

Rated Current	Three Pole Reference	Unit MRP [₹]	Four Pole Reference	Unit MRP [₹]
50A	C113050BS	14100	C114050BS	20850
100A	C113100BS	14100	C114100BS	20850
160A	C123160BS	28830	C124160BS	38470

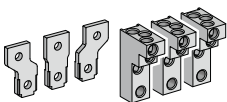
ComPact NSXm NA switch-disconnector

With EverLink™ connectors

Rated Current	Three Pole Reference	Unit MRP [₹]	Four Pole Reference	Unit MRP [₹]
50A	C113050LS	14810	C114050LS	21910
100A	C113100LS	14810	C114100LS	21910
160A	C123160LS	30320	C124160LS	40440

Accessories for ComPact NSXm

16A to 160A



Terminal spreaders



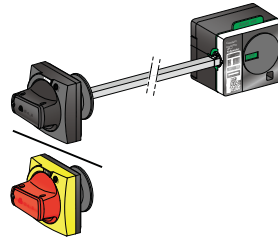
OF or SD auxiliary contact standard



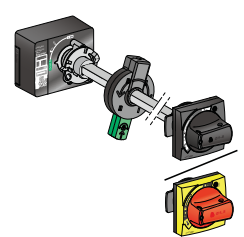
MN or MX voltage releases standard



Direct rotary handle



Side Rotary handle



Extended rotary handle

NSXm Accessories

Auxiliary contacts (changeover)

Description	Reference	Unit MRP [₹]
Standard OF or SD	LV426950	1170

Rotary Handles

Description	Reference	Unit MRP [₹]
-------------	-----------	--------------

Direct rotary handle

Standard black handle	LV426930/ LV426930T	1500
-----------------------	------------------------	------

Extended rotary handle

Standard extended rotary black handle	LV426932/ LV426932T	2390
---------------------------------------	------------------------	------

Side rotary handle

Standard side rotary black handle	LV426935/ LV426935T	3830
-----------------------------------	------------------------	------

Voltage Releases

Description	Shunt Release Reference	Unit MRP [₹]	Under Voltage Reference	Unit MRP [₹]
AC				
24 V 50/60 Hz	LV426841	3140	LV426801	4040
48 V 50/60 Hz	LV426842	4270	LV426802	4490
110-130 V 50/60 Hz	LV426843	2850	LV426803	3620
220-240 V 50/60 Hz	LV426844	2930	LV426804	3620
380-415 V 50 Hz	LV426846	2780	LV426806	3620
DC				
24 V	LV426841	3140	LV426801	4040
48 V	LV426842	4270	LV426802	4490
125 V	LV426843	2850	LV426803	3620
250 V	LV426844	2930	LV426815	4380

Spreader Links

Description	Reference	Unit MRP [₹]
-------------	-----------	--------------

Spreaders & Phase Barriers

Spreaders (Set of 3) 3P	LV426940	880
Spreaders (Set of 4) 4P	LV426941	1200

Everlink Accessories

Description	Reference	Unit MRP [₹]
-------------	-----------	--------------

Everlink Connectors

EverLink connector with control wire terminal for 3P (Set of 3)	LV426970	1080
EverLink connector with control wire terminal for 4P (Set of 4)	LV426971	1410


For details on stockable and non stockable status, technical parameter, please contact Customer Care Centre

NORMAL STOCK ITEMS

W.E.F. January 17th, 2024

COMPACT

Moulded Case Circuit Breaker



The new generation of reliable ComPacT circuit breakers features improved performance and easier installation.

- Gain a competitive edge with easy-to-upgrade, wireless connectivity of circuit breakers and panels.
- Experience easier installation thanks to a new ergonomic front-plate design.
- Improve build and installation times with screwless, plug-and-play auxiliaries.



ComPacT™ molded-case circuit breaker

se.com/compact-nsx

Life Is On

Schneider
Electric

ComPact NSX


New generation of ComPact MCCBs



- Ethernet based communication system for monitoring, control, alarm notification for energy, asset and network management
- Built-in energy metering with combined accuracy class of 2% for precise measurement
- Wireless auxiliary Contacts accelerates overall wiring time: status communication is done very simply and commissioned wirelessly
- Intelligent discrimination for continuity of service and enhanced discrimination by cascading
- Patented reflex tripping, independent of other protection functions, ensures ultra fast tripping in the event of very high short circuit
- Encapsulated roto-active double break contact system limits fault current for extended system life
- Best in class electrical life (30k cycles for NSX 100 @ 440 V) reduces operational expenditure
- High performance => Ics = Icu = 100kA @ 690V AC

Range Details:

- 16A to 630A in two frames sizes
- Breaking capacity up to 200kA @ 415V
- TMD and Electronic based trip unit
- Available in Fixed, Plug-in and Draw out type versions



MCCB Basic Block

Trip Unit

Complete MCCB



NSX Thermal Magnetic Trip Unit (TM-D)

- Ics = 100% Icu as per IEC 60947-2
- Adjustable thermal setting 0.7 to 1 x In
- Adjustable magnetic setting 5 to 10 x Ir **
- Transparent cover for trip unit as standard
- Breaking Capacity enhancement upto 150kA with a higher capacity upstream (Cascading)

Breaking Capacity Icu as per IEC 60947-2	Rated Current	Three Pole Reference	Unit MRP [₹]	Four Pole Reference	Unit MRP [₹]
25kA	16A	C10B3TM016	13630	C10B6TM016	19580
	25A	C10B3TM025 <input checked="" type="checkbox"/>	13630	C10B6TM025	19580
	32A	C10B3TM032 <input checked="" type="checkbox"/>	13630	C10B6TM032	19580
	40A	C10B3TM040 <input checked="" type="checkbox"/>	13630	C10B6TM040	19580
	50A	C10B3TM050	13630	C10B6TM050	19580
	63A	C10B3TM063 <input checked="" type="checkbox"/>	13630	C10B6TM063 <input checked="" type="checkbox"/>	19580
	80A	C10B3TM080 <input checked="" type="checkbox"/>	13630	C10B6TM080	19580
	100A	C10B3TM100 <input checked="" type="checkbox"/>	13630	C10B6TM100 <input checked="" type="checkbox"/>	19580
	125A	C16B3TM125 <input checked="" type="checkbox"/>	24150	C16B6TM125 <input checked="" type="checkbox"/>	29750
	160A	C16B3TM160 <input checked="" type="checkbox"/>	25840	C16B6TM160 <input checked="" type="checkbox"/>	32410
	200A	C25B3TM200	37220	C25B6TM200 <input checked="" type="checkbox"/>	44780
	250A	C25B3TM250 <input checked="" type="checkbox"/>	37950	C25B6TM250 <input checked="" type="checkbox"/>	45670
36kA	16A	C10F3TM016 <input checked="" type="checkbox"/>	16600	C10F6TM016	21020
	25A	C10F3TM025 <input checked="" type="checkbox"/>	16600	C10F6TM025	21020
	32A	C10F3TM032 <input checked="" type="checkbox"/>	16600	C10F6TM032 <input checked="" type="checkbox"/>	21020
	40A	C10F3TM040 <input checked="" type="checkbox"/>	16600	C10F6TM040	21020
	50A	C10F3TM050	16600	C10F6TM050	21020
	63A	C10F3TM063 <input checked="" type="checkbox"/>	16600	C10F6TM063 <input checked="" type="checkbox"/>	21020
	80A	C10F3TM080 <input checked="" type="checkbox"/>	16600	C10F6TM080	21020
	100A	C10F3TM100 <input checked="" type="checkbox"/>	16600	C10F6TM100 <input checked="" type="checkbox"/>	21020
	125A	C16F3TM125 <input checked="" type="checkbox"/>	24810	C16F6TM125 <input checked="" type="checkbox"/>	30900
	160A	C16F3TM160 <input checked="" type="checkbox"/>	26050	C16F6TM160 <input checked="" type="checkbox"/>	33330
	200A	C25F3TM200 <input checked="" type="checkbox"/>	37710	C25F6TM200 <input checked="" type="checkbox"/>	46470
	250A	C25F3TM250 <input checked="" type="checkbox"/>	38790	C25F6TM250 <input checked="" type="checkbox"/>	48350
50kA	16A	C10N3TM016	19750	C10N6TM016	24760
	25A	C10N3TM025	19750	C10N6TM025	24760
	32A	C10N3TM032 <input checked="" type="checkbox"/>	19750	C10N6TM032	24760
	40A	C10N3TM040 <input checked="" type="checkbox"/>	19750	C10N6TM040	24760
	50A	C10N3TM050	19750	C10N6TM050	24760
	63A	C10N3TM063 <input checked="" type="checkbox"/>	19750	C10N6TM063	24760
	80A	C10N3TM080 <input checked="" type="checkbox"/>	19750	C10N6TM080	24760
	100A	C10N3TM100 <input checked="" type="checkbox"/>	19750	C10N6TM100	24760
	125A	C16N3TM125 <input checked="" type="checkbox"/>	29840	C16N6TM125	34310
	160A	C16N3TM160 <input checked="" type="checkbox"/>	30470	C16N6TM160	36020
	200A	C25N3TM200 <input checked="" type="checkbox"/>	40640	C25N6TM200	49650
	250A	C25N3TM250 <input checked="" type="checkbox"/>	41420	C25N6TM250	52670
70kA	16A	C10H3TM016	25250	C10H6TM016	32560
	25A	C10H3TM025	25250	C10H6TM025	32560
	32A	C10H3TM032	25250	C10H6TM032	32560
	40A	C10H3TM040	25250	C10H6TM040	32560
	50A	C10H3TM050	25250	C10H6TM050	32560
	63A	C10H3TM063 <input checked="" type="checkbox"/>	25250	C10H6TM063	32560
	80A	C10H3TM080	25250	C10H6TM080	32560
	100A	C10H3TM100 <input checked="" type="checkbox"/>	25250	C10H6TM100	32560
	125A	C16H3TM125	46990	C16H6TM125	49930
	160A	C16H3TM160 <input checked="" type="checkbox"/>	47490	C16H6TM160	50940
	200A	C25H3TM200	53980	C25H6TM200	70140
	250A	C25H3TM250 <input checked="" type="checkbox"/>	54500	C25H6TM250	70840

Note:

- ** applicable for NSX 200A & 250A
- For higher breaking capacities (100kA and 150kA); for Generator Protection MCCB and other special application MCCB, contact our nearest Sales office.

For details on non-standard references, technical parameters, stockable and non-stockable status, please contact Customer Care Centre.

NORMAL STOCK ITEMS

W.E.F. January 17th, 2024



NSX Micrologic 2 (µP -ASIC based)

- Protection type LS01N
- Ics = 100% Icu as per IEC 60947-2
- Adjustable overload from 0.40 to 1 x In
- Adjustable short circuit from 1.5 to 10 x Ir
- Innovative front indication LED's (Ready, Overload pre-alarm & Overload)
- Two frame sizes up to 630A
- Breaking Capacity enhancement upto 150kA with a higher capacity upstream (Cascading)
- Adjustable neutral protection - N, N/2, OFF for 4 Pole MCCB

Breaking Capacity Icu as per IEC 60947-2	Rated Current	Three Pole Reference	Unit MRP [₹]	Four Pole Reference	Unit MRP [₹]
25kA	40A	C10B32D040 <input checked="" type="checkbox"/>	24700	C10B42D040	31780
	100A	C10B32D100 <input checked="" type="checkbox"/>	24700	C10B42D100 <input checked="" type="checkbox"/>	31780
	160A	C16B32D160 <input checked="" type="checkbox"/>	31540	C16B42D160 <input checked="" type="checkbox"/>	40240
	250A	C25B32D250 <input checked="" type="checkbox"/>	41450	C25B42D250 <input checked="" type="checkbox"/>	53170
36kA	40A	C10F32D040	25110	C10F42D040	31930
	100A	C10F32D100 <input checked="" type="checkbox"/>	25110	C10F42D100 <input checked="" type="checkbox"/>	31930
	160A	C16F32D160 <input checked="" type="checkbox"/>	32100	C16F42D160 <input checked="" type="checkbox"/>	44360
	250A	C25F32D250 <input checked="" type="checkbox"/>	43400	C25F42D250 <input checked="" type="checkbox"/>	60140
	400A	C40F32D400 <input checked="" type="checkbox"/>	60710	C40F42D400 <input checked="" type="checkbox"/>	69220
	630A	C63F32D630 <input checked="" type="checkbox"/>	64460	C63F42D630 <input checked="" type="checkbox"/>	82460
50kA	40A	C10N32D040	30120	C10N42D040	40750
	100A	C10N32D100 <input checked="" type="checkbox"/>	30120	C10N42D100 <input checked="" type="checkbox"/>	41960
	160A	C16N32D160 <input checked="" type="checkbox"/>	38160	C16N42D160	49650
	250A	C25N32D250 <input checked="" type="checkbox"/>	49570	C25N42D250 <input checked="" type="checkbox"/>	64430
	400A	C40N32D400 <input checked="" type="checkbox"/>	62910	C40N42D400 <input checked="" type="checkbox"/>	81700
	630A	C63N32D630 <input checked="" type="checkbox"/>	65210	C63N42D630 <input checked="" type="checkbox"/>	86370
70kA	40A	C10H32D040	38030	C10H42D040	48160
	100A	C10H32D100	38610	C10H42D100	48160
	160A	C16H32D160	50990	C16H42D160	65080
	250A	C25H32D250	57270	C25H42D250	82650
	400A	C40H32D400 <input checked="" type="checkbox"/>	71570	C40H42D400	93990
	630A	C63H32D630 <input checked="" type="checkbox"/>	73340	C63H42D630	114080

Note: For higher breaking capacities (100kA and 150kA); for Generator Protection MCCB and other special application MCCB, contact our nearest Sales office.

NSX Micrologic 2 (µP -ASIC based) / TMD / MA+ shunt +GFP

- Protection type LS01GN
- Ics = 100% Icu as per IEC 60947-2
- Fault indication for GF (LED type) meant for human safety
- Adjustable overload from 0.36 to 1 x In
- Adjustable short circuit from 1.5 to 10 x Ir
- Adjustable earth fault sensitivity selection 10 to 60%
- Innovative front indication LED's (Ready, Overload pre-alarm & Overload)
- Two frame sizes up to 630A
- Suitable for 3P3W & 3P4W electrical distribution network
- Breaking Capacity enhancement upto 150kA with a higher capacity upstream (Cascading)
- Adjustable neutral protection - N, N/2, OFF for 4 Pole MCCB



MCCB Frame	Relay Module rated current	3 Ph + 3W Reference	Unit MRP [₹]	3 Ph + 4W Reference	Unit MRP [₹]
CVS/NSX100	32, 40, 50, 63, 80, 100	GFP11CT13P <input checked="" type="checkbox"/>	7630	GFP11CT14P <input checked="" type="checkbox"/>	8350
CVS/NSX 160 / 250	125, 160, 200, 250	GFP12CT23P <input checked="" type="checkbox"/>	8660	GFP12CT24P <input checked="" type="checkbox"/>	9790
CVS/NSX 400 / 630	400, 630	GFP13CT33P <input checked="" type="checkbox"/>	13110	GFP13CT34P <input checked="" type="checkbox"/>	14300

Note: Kindly order NSX/CVS MCCB +GFP+. Shunt trip coil.

For details on non-standard references, technical parameters, stockable and non-stockable status, please contact Customer Care Centre.

NORMAL STOCK ITEMS

W.E.F. January 17th, 2024



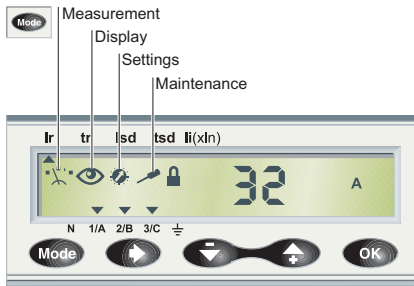
NSX Micrologic 6E

Protection

- $I_{cs} = 100\% I_{cu}$ as per IEC 60947-2
- Breaking Capacity enhancement upto 150kA with a higher capacity upstream (Cascading)
- External Neutral CT required for highly un-balanced TP-N system (* has to be ordered at extra price)
- Adjustable neutral protection - N, N/2, OFF and oversized neutral (standard feature) for 4 Pole MCCB.
- Adjustable overload from I_r 0.4 to $1 \times I_n$ and $t_r = 0.5$ to 16 s
- Adjustable short circuit from I_{sd} 1.5 to $10 \times I_r$ and $t_{sd} I_{2t}$ ON/OFF 0.1 to 0.4s
- Adjustable earth fault 0.4 to $1 \times I_n$ (for $I_n=40A$) & 0.2 to $1 \times I_n$ (for $I_n>40A$) and $t_g I_{2t}$ ON/OFF 0.1 to 0.4s
- Instantaneous protection I_i $1.5 \times I_n$ to $15 \times I_n$ (40 - 160A), $12 \times I_n$ (250 to 400A) and $11 \times I_n$ (630A)
- Zone Selective Interlocking (ZSI) as standard

Measurement & Diagnostics

- Current, Voltage, Power factor and Frequency measurement
- Power Quality Indicator (THD for Current and Voltage)
- Active, Reactive and Apparent Power measurement and **Embedded Energy metering**
- Demand and maximum demand values
- Indications for fault types, Alarms and Histories with timestamping
- Fault distinction on the display of trip unit (type of fault, interrupted fault current and faulty phase)
- Operation, trip and alarm counters; Operating Hours counter
- Contact wear: Load profile and thermal image



Breaking Capacity I_{cu} as per IEC 60947-2	Rated Current	Three Pole Reference	Unit MRP [₹]	Four Pole Reference	Unit MRP [₹]
36kA	100A	C10F36E100	On Request	C10F46E100	On Request
	160A	C16F36E160	On Request	C16F46E160	On Request
	250A	C25F36E250	On Request	C25F46E250	On Request
	400A	C40F36E400	On Request	C40F46E400	On Request
	630A	C63F36E630	On Request	C63F46E630	On Request
50kA	100A	C10N36E100	On Request	C10N46E100	On Request
	160A	C16N36E160	On Request	C16N46E160	On Request
	250A	C25N36E250	On Request	C25N46E250	On Request
	400A	C40N36E400	On Request	C40N46E400	On Request
70kA	630A	C63N36E630	On Request	C63N46E630	On Request
	100A	C10H36E100	On Request	C10H46E100	On Request
	160A	C16H36E160	On Request	C16H46E160	On Request
	250A	C25H36E250	On Request	C25H46E250	On Request
	400A	C40H36E400	On Request	C40H46E400	On Request
	630A	C63H36E630	On Request	C63H46E630	On Request

For details on non-standard references, technical parameters, stockable and non-stockable status, please contact Customer Care Centre.

NORMAL STOCK ITEMS

W.E.F. January 17th, 2024



NSX Magnetic Trip Unit MA type

- Ics = 100% Icu as per IEC 60947-2
- Adjustable magnetic setting Im 6 to 14 x In (2.5 to 100A) & 9 to 14 x In (150 to 200A)
- Type - 2 Co-ordination charts upto 110 kW at 400V
- Breaking Capacity enhancement upto 150kA with a higher capacity upstream (Cascading)
- Adjustable neutral protection - N, N/2, OFF for 4 Pole MCCB

Breaking Capacity Icu as per IEC 60947-2	Rated Current	Three Pole Reference	Unit MRP [₹]
36kA	150A	C16F3MA150	26680
36kA	220A	C25F3MA220	43780
50kA	150A	C16N3MA150	32580
50kA	220A	C25N3MA220	48050
70kA	150A	C16H3MA150	48880
70kA	220A	C25H3MA220	75800



MCCBs for DC Network Protection

16A to 1200A in Two frames sizes with Thermal Magnetic Trip Unit (TMD)

- Up to 1200 A for ComPact NSX DC, protection is provided by thermal-magnetic trip units
- TM-D up to 160 A: fixed thermal threshold and magnetic pick-up
- TM-D up to 63 A: adjustable thermal threshold and fixed magnetic pick-up
- TM-DC from 80 to 250 A: fixed or adjustable (for 200 and 250 A) magnetic pick-up and adjustable thermal threshold
- TM-DC from 250 A to 1200 A adjustable magnetic pick-up and adjustable thermal threshold
- TM-G, up to 250 A: adjustable thermal threshold and fixed low magnetic pick-up to protect long cables

Breaking Capacity Icu as per IEC 60947-2	Rated Current	Three Pole Reference	Unit MRP [₹]	Four Pole Reference	Unit MRP [₹]
36kA	400A	C40F3TM400D	52490	C40F4TM400D	59590
36kA	500A	C63F3TM500D	62960	C63F4TM500D	76970
36kA	600A	C63F3TM600D	66490	C63F4TM600D	80500
100kA	400A	C40S3TM400D	74950	C40S4TM400D	91290
100kA	500A	C63S3TM500D	81830	C63S4TM500D	98710
100kA	600A	C63S3TM600D	81830	C63S4TM600D	98710

For details on non-standard references, technical parameters, stockable and non-stockable status, please contact Customer Care Centre.

NORMAL STOCK ITEMS

W.E.F. January 17th, 2024



NSX Micrologic 4 Vigti

- Standard protection for electrical distribution-overload, short circuit & neutral protection
- Earth leakage protection-Adjustable leakage threshold ($I_{\Delta n}$) and adjustable time delay threshold
 - Sensitivity $I_{\Delta n}$ (A)
 - Type A: 30mA - 100mA - 300mA - 500mA - 1A - 3A - 5A (for the ratings 40 to 250A)
 - Type B: 300mA - 500mA - 1A - 3A - 5A - 10A (for the ratings 400 to 570A)
- Alarming & Fault Indication

Breaking Capacity I_{cu} as per IEC 60947-2	Rated Current	Three Pole Reference	Unit MRP [₹]	Four Pole Reference	Unit MRP [₹]
25kA	40A	C10B34V040	On Request	C10B44V040	On Request
	100A	C10B34V100	On Request	C10B44V100	On Request
	160A	C16B34V160	On Request	C16B44V160	On Request
	250A	C25B34V250	On Request	C25B44V250	On Request
36kA	40A	C10F34V040	On Request	C10F44V040	On Request
	100A	C10F34V100	On Request	C10F44V100	On Request
	160A	C16F34V160	On Request	C16F44V160	On Request
	250A	C25F34V250	On Request	C25F44V250	On Request
	400A	C40F34V400	On Request	C40F44V400	On Request
50kA	570A	C63F34V570	On Request	C63F44V570	On Request
	40A	C10N34V040	On Request	C10N44V040	On Request
	100A	C10N34V100	On Request	C10N44V100	On Request
	160A	C16N34V160	On Request	C16N44V160	On Request
	250A	C25N34V250	On Request	C25N44V250	On Request
70kA	400A	C40N34V400	On Request	C40N44V400	On Request
	570A	C63N34V570	On Request	C63N44V570	On Request
	40A	C10H34V040	On Request	C10H44V040	On Request
	100A	C10H34V100	On Request	C10H44V100	On Request
	160A	C16H34V160	On Request	C16H44V160	On Request
70kA	250A	C25H34V250	On Request	C25H44V250	On Request
	400A	C40H34V400	On Request	C40H44V400	On Request
	570A	C63H34V570	On Request	C63H44V570	On Request
	570A	C63H34V570	On Request	C63H44V570	On Request

For details on non-standard references, technical parameters, stockable and non-stockable status, please contact Customer Care Centre.

NORMAL STOCK ITEMS

W.E.F. January 17th, 2024



MCCB for 800V AC & 1000V AC NEW

- As per IEC 60947-2
- NSX Micrologic Trip unit LSol
- Icu, 36kA at 800V AC, 10kA at 1000V AC

Description	Reference	Unit MRP [₹]
NSX400K, 36kA at 800V AC, 10kA at 1000V AC, 3P3D 250A 2.3	C40K32D250	On Request
NSX400K, 36kA at 800V AC, 10kA at 1000V AC 3P3D 400A 2.3	C40K32D400	On Request
NSX400K, 36kA at 800V AC, 10kA at 1000V AC 4P4D 250A 2.3	C40K42D250	On Request
NSX400K, 36kA at 800V AC, 10kA at 1000V AC 4P4D 400A 2.3	C40K42D400	On Request

It is mandatory to install long terminal shields with lugs and bars

Description	Reference	Unit MRP [₹]
3P, Long terminal shield with 45mm pitch	LV432593	On Request
4P, Long terminal shield with 45mm pitch	LV432594	On Request
3P, Long terminal shield with 52.2mm pitch	LV432595	On Request
4P, Long terminal shield with 52.2mm pitch	LV432596	On Request

For details on non-standard references, technical parameters, stockable and non-stockable status, please contact Customer Care Centre.

NORMAL STOCK ITEMS

W.E.F. January 17th, 2024



Indication contacts



SDTAM remote indication relay module



SDx remote indication relay module



Voltage Release



Motor Mechanism

Description	Reference	Unit MRP [₹]
Auxiliary contacts (changeover) Multifunction		
OF or SD or SDE or SDV	29450 <input checked="" type="checkbox"/>	1100
OF or SD or SDE or SDV low level	29452	1310
SDE adaptor for trip unit TM or MA or Micrologic 2 \$\$	LV429451 <input checked="" type="checkbox"/>	1000
SDX 2-PROGRAMMABLE CONTACTS FOR MICROLOGIC		
SDx module 24/415 V AC/DC	LV429532	16800
SDTAM contactor tripping module for Micrologic 2- M/6 E-M		
SDTAM 24/415 V AC/DC overload fault indication	LV429424	17600

\$\$ To be considered along with SDE contact for MCCB with TMD/MA./Micrologic 2 protection.

Voltage Releases

Description	Shunt Release Reference	Unit MRP [₹]	Undervoltage Reference	Unit MRP [₹]
AC				
24 V 50/60 Hz	LV429384	3280	LV429404	4060
48 V 50/60 Hz	LV429385	3360	LV429405	4160
110-130 V 50/60 Hz	LV429386 <input checked="" type="checkbox"/>	3280	LV429406 <input checked="" type="checkbox"/>	4060
220-240 V 50/60 Hz	LV429387 <input checked="" type="checkbox"/>	3280	LV429407 <input checked="" type="checkbox"/>	4060
380-415 V 50 Hz	LV429388 <input checked="" type="checkbox"/>	3280	LV429408 <input checked="" type="checkbox"/>	4060
525 V 50 Hz	LV429389	3360	LV429409	5960
DC				
12 V	LV429382	3280	LV429402	4110
24 V	LV429390 <input checked="" type="checkbox"/>	3280	LV429410 <input checked="" type="checkbox"/>	4020
30 V	LV429391	3360	LV429411	5960
48 V	LV429392	3280	LV429412	4110
60 V	LV429383	4760	LV429403	5820
125 V	LV429393	3280	LV429413	4020
250 V	LV429394	3280	LV429414 <input checked="" type="checkbox"/>	3980

Installation Accessories

Description	100/160/250A Reference	Unit MRP [₹]	400/630A Reference	Unit MRP [₹]
Spreaders & Phase Barrier				
Spreaders (Set of 3) 3P	LV431563 <input checked="" type="checkbox"/>	760	32492 <input checked="" type="checkbox"/> /LV432492	1780
Spreaders (Set of 4) 4P	LV431564 <input checked="" type="checkbox"/>	1000	32493 <input checked="" type="checkbox"/> /LV432493	2170
Phase Barrier (Set of 6)	*	-	LV432570 <input checked="" type="checkbox"/>	1020
Interlocking				
For Breaker with Rotary Handle	LV429369	11740	LV432621	14850
For Breaker with Toggle	LV429354	14470	LV432614	15000
Mechanical Interlocking with Base Plate	29349**	-	32609**	-
Locking of Rotary Handle				
Locking Device	LV429344 <input checked="" type="checkbox"/>	760	LV432604 <input checked="" type="checkbox"/>	1020
Ronis Keylock (1 Lock + 1 Key set)	41940 <input checked="" type="checkbox"/>	5650	41940 <input checked="" type="checkbox"/>	5650
Ronis Keylock (2 Locks + 1 Key set)	41950 <input checked="" type="checkbox"/>	9510	41950 <input checked="" type="checkbox"/>	9510
Profalux Keylock (1 Lock + 1 Key set)	42888	8830	42888	8830
Profalux Keylock (2 Locks + 1 Key set)	42878	11080	42878	11080

* supplied as standard with spreader

** Mechanical Interlocking with Base Plate to be ordered with Safety trip interlock (LV429270 for 29349 and LV432520 for 32609)

For details on non-standard references, technical parameters, stockable and non-stockable status, please contact Customer Care Centre.

NORMAL STOCK ITEMS

W.E.F. January 17th, 2024



FDM121: Front Display Module



Test Battery



Power Supply Module B



SCM: Breaker Status and Control Module

Motor Mechanism

Type	Voltage	100/160A Reference	Unit MRP [₹]	250A Reference	Unit MRP [₹]	400/630A Reference	Unit MRP [₹]
Motor Mechanism Modules with SDE Adaptor ⁽¹⁾							
AC 50/60 Hz	48-60 V	LV429440	38260	LV431548	42290	LV432639	50360
	110-130 V	LV429433	31350	LV431540	34490	LV432640	50360
	220-240 V	LV429434 <input checked="" type="checkbox"/>	32240	LV431541 <input checked="" type="checkbox"/>	35630	LV432641 <input checked="" type="checkbox"/>	51790
	380-415 V	LV429435	31350	LV431542	34650	LV432642	50160
DC	440-480 V	LV429435	31350	LV431542	34650	LV432647	50110
	24-30 V	LV429436	42940	LV431543	46570	LV432643	61530
	48-60 V	LV429437	42940	LV431544	46570	LV432644	61530
	110-130 V	LV429438	42940	LV431545	46570	LV432645	61530
	250 V	LV429439	42940	LV431546	46570	LV432646	61530

(1) With every Motor Mechanism, please order 1 no. auxiliary contact additionally. For other voltages of motor mechanism please consult Customer Care.

Description	100/160/250A Reference	Unit MRP [₹]	400/630A Reference	Unit MRP [₹]
Locking of Motor Mechanism				
Keylock adaptor + Ronis keylock (special)	LV429449	4340	-	-
Locking Device	-	-	LV432649	1540
Ronis Keylock	-	-	41940 <input checked="" type="checkbox"/>	5650
Profalux Keylock	-	-	42888	8830
Torque Limiting Screws (Set of 12)	LV429513	3490	LV432513	3800

Monitoring and Control, test tools- ComPact and NSX100 - 630
Monitoring and Control (Remote Operation)

Description	Reference	Unit MRP [₹]
ULP Display Module		
Switchboard front display module FDM121	TRV00121 <input checked="" type="checkbox"/>	17260
ULP Wiring Accessories		
NSX cord L = 0.35 m	LV434200	4000
NSX cord L = 1.3 m	LV434201	4000
5 RJ45/RJ45 MALE Cord L = 1m	TRV00810	3780
10 Stacking connectors for COM interface	TRV00217	5880
ULP Communication Module		
IFM MODBUS Interface Module	LV434000	13500
BSCM (Breaker Status and Control Module)	LV434205 <input checked="" type="checkbox"/>	12420
Power Supply Modules		
External power supply module 24 V DC-1 A OVC IV		
200-240 V AC	LV454444 <input checked="" type="checkbox"/>	20610
Pocket battery for Micrologic NSX100-630	LV434206	25100

Maintenance Module for advanced configuration and testing, contact our nearest Sales office.
ULP = Universal Logic Plug

For details on non-standard references, technical parameters, stockable and non-stockable status, please contact Customer Care Centre.

NORMAL STOCK ITEMS

W.E.F. January 17th, 2024



Description	100/160/250A Reference	Unit MRP [₹]	400/630A Reference	Unit MRP [₹]
Rotary Handles				
Standard direct black handle	LV429337/ LV429337T ✓	1580	LV432597/ LV432597T ✓	2380
Standard extended rotary handle	LV429338/ LV429338T ✓	2170	LV432598/ LV432598T ✓	3860
Plug in Base (Complete Kit)				
3 Pole	LV429289 ✓	12800	LV432538 ✓	30210
4 Pole	LV429290 ✓	16580	LV432539 ✓	37660
Draw-Out Chassis Kit				
3 Pole				
Plug In base	LV429289 ✓	12800	LV432538 ✓	30210
Chassis Side Plate for base	LV429282 ✓	16910	LV432532 ✓	21410
Chassis Side Plate for breaker	LV429283 ✓	8970	LV432533 ✓	12490
4 Pole				
Plug In base	LV429290 ✓	16580	LV432539 ✓	37660
Chassis Side Plate for base	LV429282 ✓	16910	LV432532 ✓	21410
Chassis Side Plate for breaker	LV429283 ✓	8970	LV432533 ✓	12490
Plug In / Withdrawable version Accessories				
Automatic Auxilliary Connectors				
1 9-wire fixed connector (for base)	LV429273	1780	LV429273	1780
1 9-wire moving connector (for circuit breaker)	LV429274	1250	LV432523 ✓	1340
1 support for 2 moving connectors	LV429275	950	LV432525 ✓	950
Manual Auxilliary Connectors				
9-wire manual auxiliary connector (fixed + moving)	LV429272	6000	LV429272	6000


Note: Above auxiliary connectors to be used with Plug-in and Withdrawable MCCB when Auxiliary Contact, Shunt, UnderVoltage or Motor Mechanism is used.

For details on non-standard references, technical parameters, stockable and non-stockable status, please contact Customer Care Centre.

✓ NORMAL STOCK ITEMS

W.E.F. January 17th, 2024

Unique Modular Ground Fault Protection



Earth Fault Protection for EasyPact CVS/ ComPact NSX MCCBs Modular Device for EasyPact CVS/ ComPact NSX Range Moulded Case Circuit Breakers

- Adjustable earth fault sensitivity selection 10 to 60%
- Adjustable time delay Inst/ 0.5 - 3 sec.
- System healthiness check through LED indication
- Individual fault indication for OL/SC, EF when used with ComPact NSX & EasyPact CVS (Optional)
- Test facility to check healthiness of earth fault protection system without tripping MCCB
- Suitable for 3P3W & 3P4W electrical distribution network

MCCB Frame	Relay Module rated current	3 Ph + 3W Reference	Unit MRP [₹]	3 Ph + 4W Reference	Unit MRP [₹]
CVS/NSX100	32, 40, 50, 63, 80, 100	GFP11CT13P <input checked="" type="checkbox"/>	7630	GFP11CT14P <input checked="" type="checkbox"/>	8350
CVS/NSX 160 / 250	125, 160, 200, 250	GFP12CT23P <input checked="" type="checkbox"/>	8660	GFP12CT24P <input checked="" type="checkbox"/>	9790
CVS/NSX 400 / 630	400, 630	GFP13CT33P <input checked="" type="checkbox"/>	13110	GFP13CT34P <input checked="" type="checkbox"/>	14300

Note: Kindly order one no. Shunt trip coil along with one Ground Fault Protection Module for CVS100 to 630.

Earth Leakage Protection

ComPact NSX VigiPacT Add-on Module



- Compliance with Standards - IEC60947-2 annex B, IEC 60755, Type A, immunity to DC components up to 6 mA
- Sensitivity In (A)-0.03, 0.1, 0.3, 0.5, 1, 3
- Time delay (ms)-0, 60, 150, 300, 500, 800, 1.2s, 4s
- VigiPacT add-on may be equipped with an auxiliary contact (SDV) to remotely signal tripping due to an earth fault
- Self powered - "no external supply required"

MCCB Frame	Three Pole Reference ⁽¹⁾	Unit MRP [₹]	Four Pole Reference	Unit MRP [₹]
NSX - 100/160	LV429488 <input checked="" type="checkbox"/>	26970	LV429489	29800
NSX - 250	LV429492	29730	LV429493	30400
NSX - 400/630	LV432464	73630	LV432465	78850

For details on non-standard references, technical parameters, stockable and non-stockable status, please contact Customer Care Centre.

NORMAL STOCK ITEMS

W.E.F. January 17th, 2024



New PacT Series

ComPacT NS

Molded Case Circuit Breakers
and Switch-Disconnectors
from 630b to 1600 A



se.com/in

Life Is On

Schneider
Electric

ComPact NS

Deliver the best solution for your customers



- Enhance power availability with total control of selectivity and power management with advanced trip unit.
- Optimize panel cost with cascading; the Compact NS technology covers all your needs from 630 to 1600 A, with a breaking capacity from 50 to 200 kA.
- Equipped with electronic control units, the Compact NS circuit breakers ensure protection and measurement of your electrical installation.
- Provide efficiency to your customer with small size and multi-ways of installation and highly immune protection system insensitive to disturbances (IEC 60947-2 Annex F).

Standards

Compact NS circuit breakers and auxiliaries comply with:

- IEC/EN 60947-1: General rules
- IEC/EN 60947-2: Circuit-breakers
- IEC/EN 60947-3: Switch-disconnectors
- IEC/EN 60947-4-1: Contactors and motor-starters
- IEC/EN 60947-5-1: Control circuit devices

Contribute to a Better World. Enhance Sustainability with ComPacT Range

Achieve Green Building Certification with Green Premium Ecolabel

In compliance with ISO 14025 PEP ecopassport program, we publish a comprehensive Life Cycle Analysis of our product, providing the environmental data you need to achieve Green Building certifications.

For example, ComPacT NS contribute to 3 LEED™ points in the Building Product Disclosure and Optimization section:

- Environmental Product Declaration
- Material Ingredients



ComPacT range is now enriched with the new ComPacT NS, designed according to the EcoDesign Way™ by Schneider. It now features new space saving frame size for reduced resource consumption, and more.

Micrologic Control Units - Salient Features

Circuit breakers and switch-disconnectors from 800 to 1600A

- Category B MCCBs
- Ethernet based monitoring, control, alarm notification for energy, asset and network management
- Built-in energy metering with combined accuracy class of 2% for improved energy efficiency
- Total Discrimination
- With Micrologic Trip Units (Common for ACBs & MCCBs) - Unique Feature
- Available in both fixed & drawout versions, manually & electrically operated



Micrologic

With Micrologic 2.0

- LED overload alarm indicator
- Test Facility
- Adjustable neutral protection - N, N/2, OFF for 4 Pole MCCBs
- Adjustable overload (I_r) 0.4 to 1 x I_n
- Adjustable short circuit (Instantaneous) 1.5 to 10 x I_r



Micrologic A

Micrologic 6.0.A Manual & Electrical Fixed

- Features over and above Micrologic 2.0
- Earth fault protection 0.3 to 1 x I_n (for I_n < 400A) & 0.2 to 1 x I_n (for 400A < I_n < 1250A), 500A to 20A x I_n (for I_n >= 1250A), time setting I_{2t} ON/OFF 0.1 - 0.4s and time delay
- With ammeter display & bargraph (unique feature of Schneider MCCB)
- Internal fault (A_p), Individual fault indication by LED
- Zone Selective Interlocking
- Optional Communication



Micrologic E

Micrologic 6.0E (Embedded Energy Metering)

- Features over and above Micrologic 6.0 A
- Current measurement: Ammeter, current demand,
- Voltages (ph-ph, ph-N & unbalance), Power (P,Q,S), power factor, power demand, Energy (E_p, E_q, E_s)

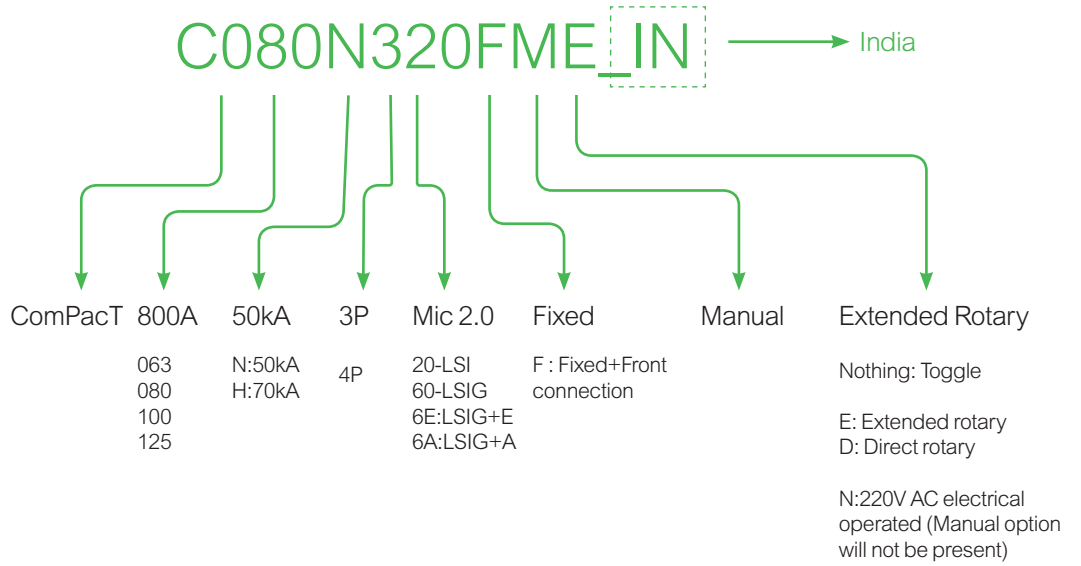


Micrologic P

Micrologic 6.0P

- Micrologic P control units include all the functions offered by Micrologic E
- Measure voltages and calculate power and energy values
- New protection functions based on currents, voltages, frequency
- Power reinforce load protection in real time.

New Gen Compact NS Reference



Breaking Capacity Icu as per IEC 60947-2	Current Rating	Three Pole Reference	Unit MRP [₹]	Four Pole Reference	Unit MRP [₹]
50kA	800A	C080N320FME_IN	On Request	C080N420FME_IN	On Request
	800A	C080N36AFME_IN	On Request	C080N46AFME_IN	On Request
	800A	C080N320FMD_IN*	On Request	C080N46EFME_IN*	On Request
	800A	C080N320FN_IN**	On Request	C080N420FN_IN	On Request
70kA	800A	C080H320FME_IN	On Request	C080H46AFME_IN	On Request
	800A	C080H36AFME_IN	On Request	-	-
50kA	1000A	C100N320FME_IN	On Request	C100N420FME_IN	On Request
	1000A	C100N36AFME_IN	On Request	C100N46AFME_IN	On Request
	1250A	C125N320FME_IN	On Request	C125N420FME_IN	On Request

Note: References for different rating & combination, reach out to Schneider Electric representative

* Direct rotary handle

** 220V AC Electrical operated

EasyPact EZC

Safe, Reliable and Easy



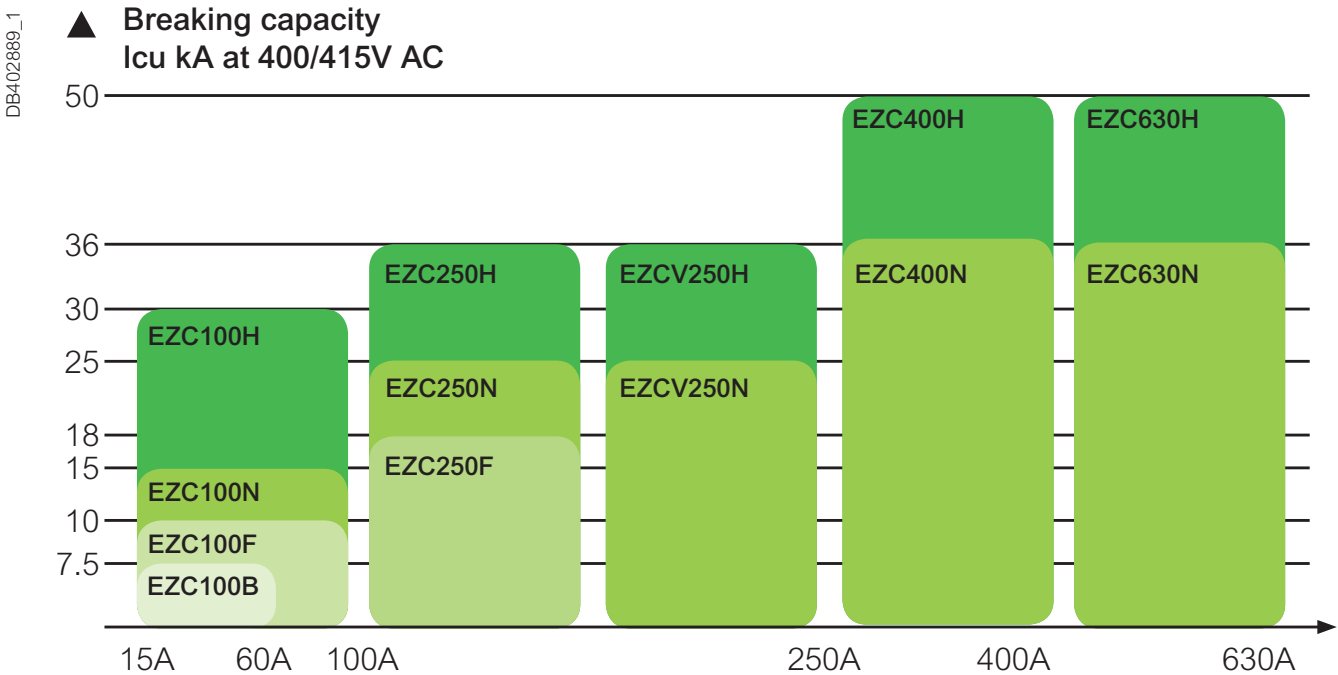
With just three sizes of circuit breakers, Schneider Electric's **EasyPact EZC** system is the simple, universal solution, particularly

adapted to Buildings and OEM segments

- Suitability for Isolation ensures safety
- Compliance to RoHS (Restriction of Hazardous Substances) for environment safety

Range Details:

- Global MCCB offer from 15A to 600A
- Breaking capacity upto 50kA @ 415 V AC
- 1P, 2P, 3P and 4P versions available
- EZC AC version is suitable for DC applications upto 250V DC (15A to 250A breaking capacity up to 30kA)



For details on non-standard references, technical parameters, stockable and non-stockable status, please contact Customer Care Centre.

☑ NORMAL STOCK ITEMS

W.E.F. January 17th, 2024

EZC Fixed Thermal Magnetic Trip Unit (TMD)

- Conforms to IEC60947-2
- Suitable for isolation

BREAKING CAPACITY ICU AS PER IEC 60947-2	Rated Current	Three Pole Reference	Unit MRP [₹]
"10 kA @ 415V AC 5kA @ 250V DC (2pole in series)"	16A	EZC100F3016	3740
	20A	EZC100F3020	3740
	25A	EZC100F3025	3740
	32A	EZC100F3032	3740
	40A	EZC100F3040	3740
	50A	EZC100F3050	3740
	63A	EZC100F3063	3740
	80A	EZC100F3080	3740
	100A	EZC100F3100	3740
	125A	EZC250F3125	9620
"18 kA @ 415V AC 5kA @ 250V DC (2pole in series)"	150A	EZC250F3150	9680
	160A	EZC250F3160	10970
	175A	EZC250F3175	13480
	200A	EZC250F3200	13480

Breaking Capacity Icu as per IEC 60947-2	Rated Current	Three Pole Reference	Unit MRP [₹]
"18 kA @ 415V AC 5kA @ 250V DC (2pole in series)"	250A	EZC250F3250	15760

Breaking Capacity Icu as per IEC 60947-2	Rated Current	Single Pole	Unit MRP [₹]
"18 kA @ 240V AC 5kA @ 125V DC "	16A	EZC100N1016	5000
	20A	EZC100N1020	3030
	25A	EZC100N1025	3460
	32A	EZC100N1032	3460
	40A	EZC100N1040	3030
	50A	EZC100N1050	3030
	63A	EZC100N1063	3460
	80A	EZC100N1080	3460
	100A	EZC100N1100	3030

Breaking Capacity Icu as per IEC 60947-2	Rated Current	Two Pole Reference	Unit MRP [₹]
"50 kA @ 240V AC 10kA @ 250V DC (2pole in series)"	16A	EZC100H2016	4940
	20A	EZC100H2020	4940
	25A	EZC100H2025	4940
	32A	EZC100H2032	4940
	40A	EZC100H2040	4940
	50A	EZC100H2050	4940
	63A	EZC100H2063	4940
	80A	EZC100H2080	4940
	100A	EZC100H2100	4940
	125A	EZC250H2125	10160
"85 kA @ 240V AC 30kA @ 250V DC (2pole in series)"	150A	EZC250H2150	12260
	160A	EZC250H2160	13670
	175A	EZC250H2175	14420
	200A	EZC250H2200	14420

Breaking Capacity Icu as per IEC 60947-2	Rated Current	Three Pole Reference	Unit MRP [₹]
"85 kA @ 240V AC 30kA @ 250V DC (2pole in series)"	250A	EZC250H2250	14830

Note:

- Contact customer care for 1P(up to 100A) and 2P (up to 250A) requirements.

For details on non-standard references, technical parameters, stockable and non-stockable status, please contact Customer Care Centre.

☑ NORMAL STOCK ITEMS

W.E.F. January 17th, 2024

Breaking Capacity Icu as per IEC 60947-2	Rated Current	Three Pole Reference	Unit MRP [₹]	Four Pole Reference	Unit MRP [₹]
"30 kA @ 415V AC 10kA @ 250V DC (2pole in series)"	15A	EZC100H3015	6750	-	-
	20A	EZC100H3020	6750	EZC100H4020	9360
	25A	EZC100H3025	6750	EZC100H4025	9580
	32A	EZC100H3032	6750	EZC100H4032	9360
	40A	EZC100H3040	6750	EZC100H4040	9360
	50A	EZC100H3050	6750	EZC100H4050	9360
	63A	EZC100H3063	6750	EZC100H4063	9360
	80A	EZC100H3080	6750	EZC100H4080	9360
	100A	EZC100H3100	6750	EZC100H4100	9360
	125A	EZC250N3125	9850	EZC250N4125	13590
"25 kA @ 415V AC 20kA @ 250V DC (2pole in series)"	160A	EZC250N3160	11930	EZC250N4160	15980
	200A	EZC250N3200	14170	EZC250N4200	17860
Breaking Capacity Icu as per IEC 60947-2	Rated Current	Three Pole Reference	Unit MRP [₹]	Four Pole Reference	Unit MRP [₹]
"25 kA @ 415V AC 20kA @ 250V DC (2pole in series)"	250A	EZC250N3250	16190	EZC250N4250	20940
Breaking Capacity Icu as per IEC 60947-2	Rated Current	Three Pole Reference	Unit MRP [₹]	Four Pole Reference	Unit MRP [₹]
"36 kA @ 415V AC 30kA @ 250V DC (2pole in series)"	125A	EZC250H3125	10040	EZC250H4125	13530
	160A	EZC250H3160	13140	EZC250H4160	16540
	200A	EZC250H3200	16320	EZC250H4200	22060
Breaking Capacity Icu as per IEC 60947-2	Rated Current	Three Pole Reference	Unit MRP [₹]	Four Pole Reference	Unit MRP [₹]
"36 kA @ 415V AC 30kA @ 250V DC (2pole in series)"	250A	EZC250H3250	18260	EZC250H4250	24650
	320A	EZC400H3320N	27560	EZC400H4320N	31800
"50 kA @ 415V AC"	400A	EZC400H3400N	28440	EZC400H4400N	38070
	500A	EZC630H3500N	37740	EZC630H4500N	49040
	600A	EZC630H3600N	39320	EZC630H4600N	51250

Note:

- Contact customer care for 1P(up to 100A) and 2P (up to 250A) requirements

Description	EZC100 Reference	Unit MRP [₹]	EZC250 Reference	Unit MRP [₹]
Auxiliary Contacts (changeover) Multifunction				
Auxiliary Switch 1 C/O	EZAUX10 <input checked="" type="checkbox"/>	1190	EZEAX <input checked="" type="checkbox"/>	1450
Alarm Switch 1 C/O	EZAUX01	1190	EZEAL <input checked="" type="checkbox"/>	1450
Alarm - Auxiliary Switch	EZAUX11 <input checked="" type="checkbox"/>	1770	EZEAXAL	2100
Spreaders				
Spreaders *(Set Of 3) 3P	EZASPDR3P <input checked="" type="checkbox"/>	280	EZESPDR3P <input checked="" type="checkbox"/>	720
Spreaders *(Set Of 4) 4P	EZASPDR4P <input checked="" type="checkbox"/>	1000	EZESPDR4P	920
Phase Barriers	EZAFASB2	300	EZEFASB2	420
Rotary Handle				
Direct Rotary handle	EZAROTDS <input checked="" type="checkbox"/>	1690	EZEROTDS	2100
Extended Rotary handle	EZAROTE	2480	EZEROTE	2480
Shunt Release				
AC				
100-130 V	EZASHT100AC	2560	EZESHT100AC	2540
200-277 V	EZASHT200AC <input checked="" type="checkbox"/>	2560	EZESHT200AC <input checked="" type="checkbox"/>	2560
380-480 V	EZASHT380AC	2910		
DC				
24 V	EZASHT024DC	2800	EZESHT024DC	2900

Description	EZC 400/600 Reference	Unit MRP [₹]
Auxiliary Contacts		
OF or SD or SDE	29450	1100
Spreaders		
Spreaders (Set of 3) 3P	32492/LV432492	1780
Spreaders (Set of 4) 4P	32493/LV432493	2170
Phase Barriers (Set of 6)	LV432570	1020
Rotary Handle		
Direct Rotary handle	LV432597	2380
Extended Rotary handle	LV432598	3860
Shunt Release		
AC 220-240 V 50/60 Hz	LV429387	3280

For details on non-standard references, technical parameters, stockable and non-stockable status, please contact Customer Care Centre.

NORMAL STOCK ITEMS

W.E.F. January 17th, 2024

Earth Leakage Protection is obtained by:

- Installing a Micrologic 7.0.A control unit (ComPact NS800 - 3200A/ MasterPact NT/NW ACB)
- Using Vigirex Relays and separate Toroids or Rectangular Sensors

Vigirex Relays



Vigirex Relays along with Vigirex Sensors, may be used to add external Earth Leakage Protection to Circuit Breakers

- Sensitivity Adjustments from 30mA to 30A and time delay settings from (0-4.5 seconds)
- Closed Toroid up to 630A (30 to 300mm in diameter), Split Toroid up to 250A (46 to 110mm in diameter) or
- Rectangular sensor up to 3200A
- 400Hz Distribution System

Note: For further details, please contact our nearest Sales Office.

Type	Control Voltage	Din rail mount Reference	Unit MRP [₹]	Front panel mount Reference	Unit MRP [₹]
RH10 with local manual fault reset	220/240VAC	56130	16540	56230	18160
Sensitivity=0.03A	380/415VAC	56140	16540	56240	25690
RH99 with local manual fault reset	220/240VAC	56173	24980	56273	27040
Sensitivity = 0.03- 30A & time delay= 0-4.5s	380/415VAC	56174	27550	56274	28400
RH197P with local manual or automatic fault reset	220/240VAC		-	56507*	30570
Sensitivity = 0.03- 30A & time delay= 0-4.5s	380/415VAC		-	56508*	70050
RH197P with local manual or automatic fault reset	220/240VAC		-	56512**	67390
Sensitivity = 0.03- 30A & time delay= 0-4.5s	380/415VAC		-	56513**	32420

* alarm at 50% of fault threshold

** alarm at 100% of fault threshold

Vigirex Sensors



Type	Ie(A) Rated Operational Current	Inside Diameter (mm)	Reference	Unit MRP [₹]
TA30	65	30	50437	10550
PA50	85	50	50438	14700
IA80	160	80	50439	17490
MA120	250	120	50440	21040
SA200	400	200	50441	32690
GA300	630	300	50442	68110

Note: For vigirex relay with monitoring and communication facility, contact nearest sales office.

For details on non-standard references, technical parameters, stockable and non-stockable status, please contact Customer Care Centre.

NORMAL STOCK ITEMS

W.E.F. January 17th, 2024



For Low Voltage Circuit Control and Isolation - Incomers for Distribution Boards

- Conforms to IEC 60947-3/IS 13947 - 3
- Rated operational voltages 500V/690V
- Range 40A to 2500A
- Rated operational current @ AC 23A
- No deration upto 60° C
- Positive contact indication
- Common accessories with ComPact NSX/single auxillary contact
- Making capacity enhanced with ComPact NSX upstream

Pole Description	Rated Operational Current	Reference	Unit MRP ₹
Interpact Range of Switch Disconnectors			
3-Pole	40 A AC-23A	28900	6910
	63 A AC-23A	28902	8350
	100 A AC-23A	28908	9850
	125 A AC-23A	28910	11000
	160 A AC-23A	28912	11950
	200 A AC-23A	31102	20790
	250 A AC-23A	31106	21950
	320 A AC-23A	31108	35760
	400 A AC-23A	31110	40280
630 A AC-23A	31114	41450	
4-Pole	40 A AC-23A	28901	7720
	63 A AC-23A	28903	9140
	100 A AC-23A	28909	10740
	125 A AC-23A	28911	11970
	160 A AC-23A	28913	13220
	200 A AC-23A	31103	23780
	250 A AC-23A	31107	24370
	320 A AC-23A	31109	41420
	400 A AC-23A	31111	42780
630 A AC-23A	31115	47940	
Interpact Changeover Systems (Complete Assembly)			
3-Pole	100 A AC-23A	31140	65390
	160 A AC-23A	31144	52280
	200 A AC-23A	31142	70770
	250 A AC-23A	31146	70950
	320 A AC-23A	31148	92490
	400 A AC-23A	31150	145310
4-Pole	630 A AC-23A	31154	107610
	100 A AC-23A	31141	73020
	160 A AC-23A	31145	70040
	200 A AC-23A	31143	62320
	250 A AC-23A	31147	110830
	320 A AC-23A	31149	148450
	400 A AC-23A	31151	125010
630 A AC-23A	31155	111290	

Description	Reference	Unit MRP ₹
Accessories		
Optional front extended rotary handle INS 250 - black handle (Switch Disconnector)	LV431050	6150
Optional front extended rotary handle INS 320..630 - black handle (Switch Disconnector)	31052	8680
Optional front extended rotary handle INS 40..160 - black handle (Switch Disconnector)	LV428941	3130
6 phase separators - INS100..160	28959	1380
6 phase separators - INS250	29329	1500
6 phase separators - INS400..630	LV432570	1020

For details on non-standard references, technical parameters, stockable and non-stockable status, please contact Customer Care Centre.

NORMAL STOCK ITEMS

W.E.F. January 17th, 2024



Fuse solutions from the world leader in electrical distribution

- The most complete fuse device offer in single and double break - switch disconnecter fuses, fuse switch disconnectors and disconnecter fuses
- Double break and Single break offer.
- Short-circuit and overload protection
- Isolation
- On-load switching of circuits

Range Details: NX range Switch Disconnecter Fuse

- 32A to 630A TP, TPN & FP version suitable for DIN/BS fuses.
- 4 break and 8 arcing zones
- IP20 Fuse protection cover is standard.

Range Details: ISFT range Fuse Switch Disconnecter

- 100A to 630A TP, version suitable for DIN fuses.
- Single breaking and direct connection to busbars
- isolation with positive contact indication when the fuse-carrier assembly is in the open position (OFF).

Range Details: ISFL range Vertical Fuse Switch Disconnecter

- 160A to 1250A TP, version suitable for DIN fuses.
- Single breaking and direct connection to busbars
- Two versions i.e Single pole or Three pole operation

- Complete Range from 32 to 630A in TP, TP+N & FP version suitable for DIN/BS fuses.
- 4 breaks and 8 arcing points
- IP20 Fuse Protection Cover is standard
- Higher Mechanical and Electrical life.

Without Enclosure

Rated Operational Current	Poles Description	DIN Type Reference	Unit MRP [₹]
32 A	3P + N	NX032TPNDI <input checked="" type="checkbox"/>	3570
63 A	3P + N	NX063TPNDI <input checked="" type="checkbox"/>	4740
80 A	3P + N	NX080TPNDI	8940
100 A	3P	NX100TPXDI	9960
100 A	3P + N	NX100TPNDI <input checked="" type="checkbox"/>	10250
125 A	3P	NX125TPXDI <input checked="" type="checkbox"/>	11620
125 A	3P + N	NX125TPNDI <input checked="" type="checkbox"/>	12580
160 A	3P + N	NX160TPNDI <input checked="" type="checkbox"/>	13710
200A	3P + N	NX200TPNDI <input checked="" type="checkbox"/>	17610
250 A	3P	NX250TPXDI	20750
250 A	3P + N	NX250TPNDI <input checked="" type="checkbox"/>	21180
250 A	4P	NX250FPXDI	25370
315 A	3P + N	NX315TPNDI <input checked="" type="checkbox"/>	26220
400 A	3P + N	NX400TPNDI <input checked="" type="checkbox"/>	35870
630 A	3P	NX630TPXDI	51480
630 A	3P + N	NX630TPNDI <input checked="" type="checkbox"/>	52180

Accessories/Spares

Description	Reference	Unit MRP [₹]
NX032/NX063/NX080		
Auxiliary contact for FuPact	NXAA11 <input checked="" type="checkbox"/>	950
Handle operating mechanism (HOM) NX032...NX080	NXR1	690
NX100/NX125/NX160		
Auxiliary contact for FuPact	NXBA11 <input checked="" type="checkbox"/>	890
Fuse holder DIN for BS type NX100...NX160	NXHB21	340
Handle operating mechanism NX100...NX160	NXR2 <input checked="" type="checkbox"/>	1300
NX200		
Auxiliary contact for FuPact	NXBA11 <input checked="" type="checkbox"/>	890
Fuse holder for BS type NX200	NXHB22	350
Fuse holder for DIN NX200	NXHD22	400
Handle operating mechanism NX200	NXR2 <input checked="" type="checkbox"/>	1300
NX250/315/400		
Auxiliary contact for FuPact	NXBA11 <input checked="" type="checkbox"/>	890
Handle operating mechanism for NX250...NX400	NXR3	1350
NX630		
Auxiliary contact for FuPact	NXBA11 <input checked="" type="checkbox"/>	890

Note: For other versions please contact our nearest Sales Office.

For details on non-standard references, technical parameters, stockable and non-stockable status, please contact Customer Care Centre.

NORMAL STOCK ITEMS

W.E.F. January 17th, 2024

Future of Power Distribution

MasterPact MTZ

LV Circuit Breakers & Switch Disconnectors
from 630A to 6300A



NOW, YOU'RE READY...

Built on the legendary performance and reliability of the MasterPact range.

MasterPact MTZ circuit breakers prepare you for the future of power distribution with smart connectivity, remote monitoring, and easy customization via digital modules.

- Intuitive EcoStruxure Power Device App smartphone app for easy operation and maintenance
- Precise Class 1 power meter built in for energy-saving capabilities
- Easy customization with digital modules
- Intuitive MicroLogic™ X control unit
- Easy installation using established architectures
- Seamless integration with building and energy management systems with EcoStruxure architectures
- Designed and tested to applicable standards for ANSI, UL, and IEC
- Low migration cost from MasterPact NT/NW to MasterPact MTZ



With MasterPact MTZ breakers, enhanced performance and connectivity equip you for the future of power distribution.

- Available from 630A to 6300A
- Breaking capacity upto 150kA
- Fixed & Draw-Out version



The Benchmark for Power Circuit Breakers around the world

MasterPact NT/NW

LV power circuit breakers 630 to 6300 A



Network Protection



Supervision



ComPact

MasterPact NT and NW

The Benchmark For Power Circuit Breakers Around The World



Ethernet ready MasterPact NT and NW breakers, setting the standard for performance, safety, connectivity and built-in metering; all in optimized frame sizes

- Ethernet based monitoring, control, alarm notification for energy, asset and network management
- Built-in energy metering with combined accuracy class of 2% for improved energy efficiency
- MasterPact is suitable for heavy duty applications



Building Energy Industry Datacenter
& Infrastructure

- MasterPact is an answer to specific applications:
 - 1000V for mining applications
 - Direct current networks
 - Corrosion protection
 - Switch disconnectors and earthing switches

Range Details:

- 630A to 6300A
- Breaking Capacity upto 150kA
- Fixed, Draw out type
- Flexible terminal orientation enables horizontal or vertical alignment changes in the field*

*Not Applicable for 4000A and 6300A

Micrologic Trip System Overview of functions

Micrologic name codes

2.0 E
X Y Z

X: type of protection

- 2 for basic protection
- 5 for selective protection
- 6 for selective + earth-fault protection
- 7 for selective + earth-leakage protection.

Y: control-unit generation

Identification of the control-unit generation.
"0" signifies the first generation.

Z: type of measurement

- E for "Energy"
- P for "power meter"
- H for "harmonic meter".

P: E + power meter + programmable protection

- measurements of V, A, W, VAR, VA, Wh, VARh, VAh, Hz, Vpeak, Apeak, power factor and maximeters and minimeters
- IDMTL long-time protection, minimum and maximum voltage and frequency, voltage and current imbalance, phase sequence, reverse power
- load shedding and reconnection depending on power or current measurements of interrupted currents, differentiated fault indications,
- maintenance indications, event histories and time-stamping, etc.

Measurements and programmable protection

- $I_1, I_2, I_3, I_N, I_{earth-fault}, I_{earth-leakage}$ and maximeter for these measurements
- fault indications
- settings in amperes and in seconds.
- calculates the current demand value
- "Quickview" function for the automatic cyclical display of the most useful values (as standard or by selection).



H: P + harmonics

- power quality: fundamentals, distortion, amplitude and phase of harmonics up to the 31st order
- waveform capture after fault, alarm or on request
- enhanced alarm programming: thresholds and actions.

Solar PVDC ACB Offer MasterPact NW HADCD - PV switch disconnectors



- 2000A and 4000A @ 1000V DC
- Short Circuit Withstand Capacity upto 85kA 1sec
- Fixed and Draw out type
- High Mechanical and Electrical life

ATS Kit Suitable for MasterPact NT/ NW ACB

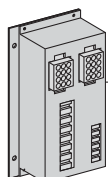
This Kit comprises of :

- Adaptation fixture & set of two cables for mechanical interlocking
- IVE unit for Electrical Interlocking
- ACP control Plate
- UA/BA controller

*Note: For ATS with MasterPact NT/NW ACB, order 2 nos. of ACB's with ready to close PF contact + 1 no. ATS Kit



ACP Unit



IVE Unit



Controller



Mechanical interlocking using cable

Description	Reference	Unit MRP [₹]
ATS Kit for MasterPact NW EDO type with BA 415VAC controller	INA_NWDOB4 <input checked="" type="checkbox"/>	236210
ATS Kit for MasterPact NW EDO type with UA 415VAC controller	INA_NWDOU4 <input checked="" type="checkbox"/>	300120

For details on non-standard references, technical parameters, stockable and non-stockable status, please contact Customer Care Centre.

NORMAL STOCK ITEMS

W.E.F. January 17th, 2024

The easy choice for reliable performance

EasyPact MVS

LV power circuit breakers and switch
disconnectors from 800 to 4000 A



EasyPact MVS

The easy choice for reliable performance



- Thermal memory ensures safe tripping in case of consecutive faults
- In-built ZSI feature facilitates intelligent discrimination and enhances installation life
- Mechanical ready to close features checks all safety parameters before closing for enhanced safety
- Trip unit with built in current & voltage metering for easy access to important electrical parameters
- Best in class break time of 25ms creates lower stress on installation
- Pollution degree 4 allows the breaker to operate in harsh environments
- LED bargraph ensures easy access to % phase wise loading information
- Ap protection feature standard in all trip units

Range Details:

- Single frame for 800A to 4000A
- Fixed, Draw out type
- Entire Range $I_{cu}=I_{cs}=I_{cw}=50kA / 65kA$ for 1sec @440V
- Suitability for applications up to 690 V
- Flexible terminal orientation enables horizontal or vertical alignment changes in the field (except for 4000A)

ET/ETA/ETV Trip System

A step towards intelligent Electrical Distribution Network



	ET TRIP UNIT	ETA Trip Unit	ETV TRIP UNIT	
Features	Current Metering	●	●	
	Energy Metering		●	
	ZSI	●	●	●
	% Loading Bar Graph for each phase	●	●	●
	Thermal Memory	●	●	●
	Last 10 Trip History			●
Protection	2 (L, I)	2L	2A	2V
		6G	6A	6V

EasyPact ACB Communication Module



Connect



Control




Manage

Make Communication architecture affordable and Easy to maintain

- Connect, Control & Manage three ACBs from one communication module having RS485 port with Modbus RTU protocol.
 - a. Connect breaker ON/OFF status (OF) Breaker trip status (SDE), ready to close status (PF)
 - b. Control remote open/close of air circuit breakers.
 - c. Manage one analog input (4-20mA)



EasyPact MVS communication module connect and control ACB on Modbus Communication architecture.



Material Description	Reference	Unit MRP [₹]
EasyPact MVS Communication module EasyCom	MVS21430	16410

For details on non-standard references, technical parameters, stockable and non-stockable status, please contact Customer Care Centre.

✓ NORMAL STOCK ITEMS

W.E.F. January 17th, 2024

EasyPact MVS Draw-out ACB

Draw-out type Circuit breakers and Switch Disconnectors 800-4000A



- Conforms to IS/ IEC 60947-2 & 3
- Microprocessor based ET trip systems with thermal memory
- No derating up to 50°C
- Zone Selective Interlocking
- Fully rated neutral with inbuilt protection
- Pre trip alarm & individual fault indicating LEDs
- ET6L provides Overload, Short-circuit, Instantaneous & Earth-fault protections
- Icu=Ics=Icw(1sec) = 50kA @ 440V AC

Draw-out Type circuit breaker with Microprocessor based ET6G Trip Unit (without display)

Rating In (A)	3P Draw-Out Manual Reference	Unit MRP [₹]	3P Draw-Out Electrical Reference	Unit MRP [₹]	4P Draw-Out Manual Reference	Unit MRP [₹]	4P Draw-Out Electrical Reference	Unit MRP [₹]
800	MVS08N3MW6L	263350	MVS08N3NW6L	340390	MVS08N4MW6L	330550	MVS08N4NW6L	407590
1000	MVS10N3MW6L	276670	MVS10N3NW6L	353710	MVS10N4MW6L	346310	MVS10N4NW6L	423350
1250	MVS12N3MW6L	308050	MVS12N3NW6L	385090	MVS12N4MW6L	383570	MVS12N4NW6L	460610
1600	MVS16N3MW6L	350120	MVS16N3NW6L	427160	MVS16N4MW6L	427200	MVS16N4NW6L	504240
2000	MVS20N3MW6L	481870	MVS20N3NW6L	558910	MVS20N4MW6L	591780	MVS20N4NW6L	668820
2500	MVS25N3MW6L	595720	MVS25N3NW6L	672760	MVS25N4MW6L	723910	MVS25N4NW6L	800950
3200	MVS32N3MW6L	720250	MVS32N3NW6L	797290	MVS32N4MW6L	883130	MVS32N4NW6L	960170
4000	MVS40N3MW6L	880900	MVS40N3NW6L	957940	MVS40N4MW6L	1131640	MVS40N4NW6L	1208680

EasyPact MVS Draw out ACB

ACB variants	LP changes for product Configuration w.r.t. ACB having ET6G trip unit.		How to arrive at new reference number*
Switch Disconnector version (without trip unit)	Reduce	₹19300	Example : ACB reference with ET6G trip unit - MVS08N3MW6L. For switch disconnector reference replace 6L by 0D i.e MVS08N3MW0D
ACB with ET6A trip unit (LCD display with Current Metering)	Add	₹9200	Example : ACB reference with ET6G trip unit - MVS08N3MW6L. For ACB reference with ET6A trip unit replace 6L by 6A i.e MVS08N3MW6A
ACB with ET6V trip unit (LCD display with Current Metering & Voltage Metering and Last 10 Trip History)	Add	₹21200	Example : ACB reference with ET6G trip unit - MVS08N3MW6L. For ACB reference with ET6V trip unit replace 6L by 6V i.e MVS08N3MW6V

*- Same Philosophy for 3 Pole/ 4 Pole and Manual/ Electrical References

Note:

All draw-out type circuit breakers will be supplied with:

- Top and Bottom horizontal terminations.
- 1 No. Electrical fault indication Contact (SDE).
- No. Auxiliary contact block (OF) with 4 C/O contacts.
- Safety shutters on Chassis & door sealing frame- Escutcheon (CDP).

- All electrical operated breakers are supplied with motor mechanism (MCH), closing coil (XF) & shunt release (MX)
- External Neutral CT required for highly un-balanced TP-N system has to be ordered at extra price.
- Any other accessories are optional at extra price.
- The product label on all electrical operated breakers may have different reference number than above printed however both references will have same functionalities. For example
 - MVS08N3NW6L can be represented as MVS08N3EW6L
 - MVS08N3NF6L can be represented as MVS08N3EF6L

For details on non-standard references, technical parameters, stockable and non-stockable status, please contact Customer Care Centre.

NORMAL STOCK ITEMS

W.E.F. January 17th, 2024

EasyPact MVS Draw-out ACB

Draw-out type Circuit breakers and Switch Disconnectors 800-4000A



- Conforms to IS/ IEC 60947-2 & 3
- Microprocessor based ET trip systems with thermal memory
- No derating up to 50°C
- Fully rated neutral with inbuilt protection
- Pre trip alarm & individual fault indicating LEDs
- ET2L provides Overload & Short-circuit protections
- $I_{cu}=I_{cs}=I_{cw}(1\text{sec}) = 50\text{kA} @ 440\text{V AC}$

Draw-out Type circuit breaker with Microprocessor based ET2L Trip Unit (without display)

Rating In (A)	3P Draw-Out Manual Reference	Unit MRP [₹]	3P Draw-Out Electrical Reference	Unit MRP [₹]	4P Draw-Out Manual Reference	Unit MRP [₹]	4P Draw-Out Electrical Reference	Unit MRP [₹]
800	MVS08N3MW2L	255950	MVS08N3NW2L	332990	MVS08N4MW2L	323150	MVS08N4NW2L	400190
1000	MVS10N3MW2L	269270	MVS10N3NW2L	346310	MVS10N4MW2L	338910	MVS10N4NW2L	415950
1250	MVS12N3MW2L	300650	MVS12N3NW2L	377690	MVS12N4MW2L	376170	MVS12N4NW2L	453210
1600	MVS16N3MW2L	342720	MVS16N3NW2L	419760	MVS16N4MW2L	419800	MVS16N4NW2L	496840
2000	MVS20N3MW2L	474470	MVS20N3NW2L	551510	MVS20N4MW2L	584380	MVS20N4NW2L	661420
2500	MVS25N3MW2L	588320	MVS25N3NW2L	665360	MVS25N4MW2L	716510	MVS25N4NW2L	793550
3200	MVS32N3MW2L	712850	MVS32N3NW2L	789890	MVS32N4MW2L	875730	MVS32N4NW2L	952770
4000	MVS40N3MW2L	873500	MVS40N3NW2L	950540	MVS40N4MW2L	1124240	MVS40N4NW2L	1201280

EasyPact MVS Draw out ACB

ACB variants	LP changes for product Configuration w.r.t. ACB having ET2L trip unit.	How to arrive at new reference number*
ACB with ET2A trip unit (LCD display with Current Metering)	Add ₹4600	Example : ACB reference with ET2L trip unit - MVS08N3MW2L. For ACB reference with ET2A trip unit replace 2L by 2A i.e MVS08N3MW2A
ACB with ET2V trip unit (LCD display with Current Metering & Voltage Metering and Last 10 Trip History)	Add ₹13800	Example : ACB reference with ET2L trip unit - MVS08N3MW2L. For ACB reference with ET2V trip unit replace 2L by 2V i.e MVS08N3MW2V

AC* Same Philosophy for 3 Pole/ 4 Pole and Manual/ Electrical References

Note:

All draw-out type circuit breakers will be supplied with:

- Top and Bottom horizontal terminations.
- 1 No. Electrical fault indication Contact (SDE).
- 1 No. Auxiliary contact block (OF) with 4 C/O contacts.
- Safety shutters on Chassis & door sealing frame- Escutcheon (CDP).

- All electrical operated breakers are supplied with motor mechanism (MCH), closing coil (XF) & shunt release (MX).
- External Neutral CT required for highly un-balanced TP-N system has to be ordered at extra price.
- Any other accessories are optional at extra price.
- The product label on all electrical operated breakers may have different reference number than above printed however both references will have same functionalities. For example
 - MVS08N3NW6L can be represented as MVS08N3EW6L
 - MVS08N3NF6L can be represented as MVS08N3EF6L

For details on non-standard references, technical parameters, stockable and non-stockable status, please contact Customer Care Centre.

☑ NORMAL STOCK ITEMS

W.E.F. January 17th, 2024

EasyPact MVS Fixed ACB

Fixed type Circuit breakers & Switch Disconnectors 800-4000A



- Conforms to IS/ IEC 60947-2 & 3
- Microprocessor based ET trip systems with thermal memory
- No derating up to 50° C
- Zone Selective Interlocking
- Fully rated neutral with inbuilt protection
- Pre trip alarm & individual fault indicating LEDs
- $I_{cu}=I_{cs}=I_{cw}(1\text{sec})=50\text{kA}@440\text{V AC}$

Fixed Type circuit breaker with Microprocessor based ET6G Trip Unit (without display)

Rating in (A)	3P Fix Manual Reference	Unit MRP [₹]	3P Fix Electrical Reference	Unit MRP [₹]	4P Fix Manual Reference	Unit MRP [₹]	4P Fix Electrical Reference	Unit MRP [₹]
800	MVS08N3MF6L	196380	MVS08N3NF6L	273420	MVS08N4MF6L	249680	MVS08N4NF6L	326720
1000	MVS10N3MF6L	214970	MVS10N3NF6L	292010	MVS10N4MF6L	271170	MVS10N4NF6L	348210
1250	MVS12N3MF6L	247080	MVS12N3NF6L	324120	MVS12N4MF6L	308690	MVS12N4NF6L	385730
1600	MVS16N3MF6L	274260	MVS16N3NF6L	351300	MVS16N4MF6L	354520	MVS16N4NF6L	431560
2000	MVS20N3MF6L	362820	MVS20N3NF6L	439860	MVS20N4MF6L	474160	MVS20N4NF6L	551200
2500	MVS25N3MF6L	442320	MVS25N3NF6L	519360	MVS25N4MF6L	558820	MVS25N4NF6L	635860
3200	MVS32N3MF6L	633160	MVS32N3NF6L	710200	MVS32N4MF6L	781210	MVS32N4NF6L	858250
4000	MVS40N3MF6L	779720	MVS40N3NF6L	856760	MVS40N4MF6L	977530	MVS40N4NF6L	1054570

EasyPact MVS Fix ACB

ACB variants	LP changes for product Configuration w.r.t. ACB having ET6G trip unit.		How to arrive at new reference number*
Switch Disconnector version (without trip unit)	Reduce	₹19300	Example : ACB reference with ET6G trip unit - MVS08N3MF6L. For switch disconnector reference replace 6L by 0D i.e MVS08N3MF0D
ACB with ET6A trip unit (LCD display with Current Metering)	Add	₹9200	Example : ACB reference with ET6G trip unit - MVS08N3MF6L. For ACB reference with ET6A trip unit replace 6L by 6A i.e MVS08N3MF6A
ACB with ET6V trip unit (LCD display with Current Metering & Voltage Metering and Last 10 Trip History)	Add	₹21200	Example : ACB reference with ET6G trip unit - MVS08N3MF6L. For ACB reference with ET6V trip unit replace 6L by 6V i.e MVS08N3MF6V

* Same Philosophy for 3 Pole/ 4 Pole and Manual/ Electrical References

Note:

All Fix type circuit breakers will be supplied with:

- horizontal / vertical terminal
 - 1 No. Electrical fault indication Contact (SDE).
 - 1 No. Auxiliary contact block (OF) with 4 C/O contacts.
 - door sealing frame- Escutcheon (CDP).
- All switch disconnectors are without protection
 - All electrical operated breakers are supplied with motor mechanism (MCH), closing coil (XF) & shunt release (MX).
 - External Neutral CT required for highly un-balanced TP-N system has to be ordered at extra price.
 - Any other accessories are optional at extra price.
 - The product label on all electrical operated breakers may have different reference number than above printed however both references will have same functionalities. For example
 - MVS08N3NW6L can be represented as MVS08N3EW6L
 - MVS08N3NF6L can be represented as MVS08N3EF6L

For details on non-standard references, technical parameters, stockable and non-stockable status, please contact Customer Care Centre.

NORMAL STOCK ITEMS

W.E.F. January 17th, 2024

- Conforms to IS/ IEC 60947-2 & 3
- Microprocessor based ET trip systems with thermal memory
- No derating up to 50° C
- Fully rated neutral with inbuilt protection
- Pre trip alarm & individual fault indicating LEDs
- Icu=Ics=Icw(1sec) =50kA @ 440V AC

Fixed Type circuit breaker with Microprocessor based ET2L Trip Unit (without display)

Rating in (A)	3P Fix Manual Reference	Unit MRP [₹]	3P Fix Electrical Reference	Unit MRP [₹]	4P Fix Manual Reference	Unit MRP [₹]	4P Fix Electrical Reference	Unit MRP [₹]
800	MVS08N3MF2L	188980	MVS08N3NF2L	266020	MVS08N4MF2L	242280	MVS08N4NF2L	319320
1000	MVS10N3MF2L	207570	MVS10N3NF2L	284610	MVS10N4MF2L	263770	MVS10N4NF2L	340810
1250	MVS12N3MF2L	239680	MVS12N3NF2L	316720	MVS12N4MF2L	301290	MVS12N4NF2L	378330
1600	MVS16N3MF2L	266860	MVS16N3NF2L	343900	MVS16N4MF2L	347120	MVS16N4NF2L	424160
2000	MVS20N3MF2L	355420	MVS20N3NF2L	432460	MVS20N4MF2L	466760	MVS20N4NF2L	543800
2500	MVS25N3MF2L	434920	MVS25N3NF2L	511960	MVS25N4MF2L	551420	MVS25N4NF2L	628460
3200	MVS32N3MF2L	625760	MVS32N3NF2L	702800	MVS32N4MF2L	773810	MVS32N4NF2L	850850
4000	MVS40N3MF2L	772320	MVS40N3NF2L	849360	MVS40N4MF2L	970130	MVS40N4NF2L	1047170

EasyPact MVS Fix ACB

ACB variants	LP changes for product configuration w.r.t. ACB having ET2L trip unit	How to arrive at new reference number
ACB with ET2A trip unit (LCD display with Current Metering)	Add	₹4600
ACB with ET2V trip unit (LCD display with Current Metering & Voltage Metering and Last 10 Trip History)	Add	₹13800

* Same Philosophy for 3 Pole/ 4 Pole and Manual/ Electrical References

Note:

All Fix type circuit breakers will be supplied with:

- horizontal / vertical terminal
- 1 No. Electrical fault indication Contact (SDE).
- 1 No. Auxiliary contact block (OF) with 4 C/O contacts.
- door sealing frame- Escutcheon (CDP).

- All switch disconnectors are without protection
- All electrical operated breakers are supplied with motor mechanism (MCH), closing coil (XF) & shunt release (MX).
- External Neutral CT required for highly un-balanced TP-N system has to be ordered at extra price.
- Any other accessories are optional at extra price.
- The product label on all electrical operated breakers may have different reference number than above printed however both references will have same functionalities. For example
 - MVS08N3NW6L can be represented as MVS08N3EW6L
 - MVS08N3NF6L can be represented as MVS08N3EF6L

For details on non-standard references, technical parameters, stockable and non-stockable status, please contact Customer Care Centre.

Component	Specification	Reference	Unit MRP ₹	
Gear Motor (MCH)				
AC 50/60 Hz	100/130 V	47893	59740	
	200/240 V	47894 <input checked="" type="checkbox"/>	59740	
	380/415 V	47896	59740	
DC	24/30 V	47888	59740	
	48/60 V	47889	59740	
	100/125 V	47890	59740	
	200/250 V	47891	59740	
Closing Release (XF)				
AC 50/60 Hz DC	24/30 V DC	33659	8690	
	48/60 V DC	33660	8690	
	100/130 V AC/DC	MVS15511 <input checked="" type="checkbox"/>	8690	
	200/250 V AC/DC	MVS15512 <input checked="" type="checkbox"/>	8690	
	380/480 V AC	MVS15513	8690	
Opening Release (MX)				
AC 50/60 Hz DC	24/30 V DC, 24 V AC	33659	8690	
	48/60 V DC, 48 V AC	33660	8690	
	100/130 V AC/DC	33661 <input checked="" type="checkbox"/>	8630	
	200/250 V AC/DC	33662 <input checked="" type="checkbox"/>	8690	
	380/480 V AC	33664 <input checked="" type="checkbox"/>	8690	
Terminal Block				
For drawout circuit breaker		47849	320	
Under Voltage Release (MN)				
AC 50/60 Hz DC	24/30 V DC, 24 V AC	33668	8690	
	48/60 V DC, 48 V AC	33669	8690	
	100/130 V AC/DC	33670 <input checked="" type="checkbox"/>	8690	
	200/250 V AC/DC	33671 <input checked="" type="checkbox"/>	8690	
	380/480 V AC	33673 <input checked="" type="checkbox"/>	8690	
MN Delay Unit				
AC 50/60 Hz DC	48/60 V AC/DC	Rr (adjustable)	33680	12650
	100/130 V AC/DC	Rr (adjustable)	33681	12650
	200/250 V AC/DC	Rr (adjustable)	33682	12650
	380/480 V AC/DC	Rr (adjustable)	33683	12650
	100/130 V AC/DC	R (non-adjustable)	33684	11780
	200/250 V AC/DC	R (non-adjustable)	33685 <input checked="" type="checkbox"/>	11780
ON/OFF Indication Contacts (Additional OF contact)				
1 additional block of 4 contacts		47887	7660	
Door Interlock (VPECD)/1 part				
On right hand side of chassis		47914 <input checked="" type="checkbox"/>	4170	
Operation Counter				
Operation Counter CDM		48535	11860	

For details on non-standard references, technical parameters, stockable and non-stockable status, please contact Customer Care Centre.

NORMAL STOCK ITEMS

W.E.F. January 17th, 2024

Easy Series

EasyPact™ MVS T3 at 1140V AC

LV air circuit breakers
from 800 to 4000A
fixed and drawout version



se.com/in

Life Is On

Schneider
Electric

EasyPact SPS

Standard Protection System for your electrical distribution network



800-1600A

ET2.0
Trip System

ET6G
Trip System

Microprocessor Base Trip Units

Schneider Electric Global specialist in the field of ACBs and MCCBs, introduces **EasyPact SPS** range of ACBs

- Single Frame size from 800-1600A
- ASIC Based Microprocessor trip unit with OL, SC & EF protection features, which offer fastest short circuit tripping time in its class
- 25 ms short circuit tripping time ensure low let through energy increase the longevity of an electrical distribution network, cables and equipment
- Offer highest standards of safety for operator as well as Electrical distribution network
- Pollution category –III along with modular technology ensure high operating cycles without maintenance
- Simple to choose and easy to install



- All **EasyPact SPS** Air Circuit Breakers are equipped with terminal adaptors
- Conforms to IS/ IEC 60947-2 & 3
- Microprocessor based ET trip systems with thermal memory
- Fully rated neutral with inbuilt protection
- ET6L provides Overload, Short-circuit, Instantaneous & Earth-fault protections
- ET2B provides Overload & Short-circuit protections
- Short circuit breaking capacity 50kA @ 440V AC

Draw-out Type circuit breaker with Microprocessor based ET6G Trip Unit

Rating in (A)	3P Draw-Out Manual Reference	Unit MRP [₹]	3P Draw-Out Electrical Reference	Unit MRP [₹]	4P Draw-Out Manual Reference	Unit MRP [₹]	4P Draw-Out Electrical Reference	Unit MRP [₹]
800	SPS08F3PMW6L	217720	SPS08F3PEW6L	273300	SPS08F4PMW6L	273010	SPS08F4PEW6L	328600
1000	SPS10F3PMW6L	229220	SPS10F3PEW6L	285070	SPS10F4PMW6L	290200	SPS10F4PEW6L	346060
1250	SPS12F3PMW6L	256390	SPS12F3PEW6L	312220	SPS12F4PMW6L	326990	SPS12F4PEW6L	382840
1600	SPS16F3PMW6L	289220	SPS16F3PEW6L	345080	SPS16F4PMW6L	370130	SPS16F4PEW6L	425990

Draw-out Type circuit breaker with Microprocessor based ET2B Trip Unit

Rating in (A)	3P Draw-Out Manual Reference	Unit MRP [₹]	3P Draw-Out Electrical Reference	Unit MRP [₹]	4P Draw-Out Manual Reference	Unit MRP [₹]	4P Draw-Out Electrical Reference	Unit MRP [₹]
800	SPS08F3PMW2B	215250	SPS08F3PEW2B	270830	SPS08F4PMW2B	270550	SPS08F4PEW2B	326130
1000	SPS10F3PMW2B	226740	SPS10F3PEW2B	282570	SPS10F4PMW2B	287730	SPS10F4PEW2B	343560
1250	SPS12F3PMW2B	253910	SPS12F3PEW2B	309750	SPS12F4PMW2B	324520	SPS12F4PEW2B	380360
1600	SPS16F3PMW2B	286750	SPS16F3PEW2B	342590	SPS16F4PMW2B	367660	SPS16F4PEW2B	423510

Draw-out Type switch disconnector without protection

Rating in (A)	3P Draw-Out Manual Reference	Unit MRP [₹]	3P Draw-Out Electrical Reference	Unit MRP [₹]	4P Draw-Out Manual Reference	Unit MRP [₹]	4P Draw-Out Electrical Reference	Unit MRP [₹]
800	SPS08F3PMW0D	198230	SPS08F3PEW0D	253800	SPS08F4PMW0D	253530	SPS08F4PEW0D	309110
1000	SPS10F3PMW0D	209630	SPS10F3PEW0D	265480	SPS10F4PMW0D	270610	SPS10F4PEW0D	326470
1250	SPS12F3PMW0D	236810	SPS12F3PEW0D	292630	SPS12F4PMW0D	307410	SPS12F4PEW0D	363260
1600	SPS16F3PMW0D	269640	SPS16F3PEW0D	325490	SPS16F4PMW0D	350560	SPS16F4PEW0D	406410

Note:

All draw-out type circuit breakers will be supplied with:

- Vertical-vertical terminations.
- 1 No. Electrical fault indication Contact (SDE).
- 1 No. Auxiliary contact block (OF) with 2 C/O contacts.
- Safety shutters on Chassis & door sealing frame- Escutcheon (CDP).

- All switch disconnectors are without protection
- All electrical operated breakers are supplied with motor mechanism (MCH), closing coil (XF) and shunt release (MX).
- External Neutral CT required for highly un-balanced TP-N system has to be ordered at extra price.
- Any other accessories are optional at extra price.

For details on non-standard references, technical parameters, stockable and non-stockable status, please contact Customer Care Centre.

NORMAL STOCK ITEMS

W.E.F. January 17th, 2024



- All EasyPact SPS Air Circuit Breakers are equipped with terminal adaptors
- Conforms to IS/ IEC 60947-2 & 3
- Microprocessor based ET trip systems with thermal memory
- Fully rated neutral with inbuilt protection
- ET6L provides Overload, Short-circuit, Instantaneous & Earth-fault protections
- ET2B provides Overload & Short-circuit protections
- Short circuit breaking capacity 50kA @ 440V AC

Fixed Type circuit breaker with Microprocessor based ET6G Trip Unit

Rating in (A)	3P Fixed Manual Reference	Unit MRP [₹]	3P Fixed Electrical Reference	Unit MRP [₹]	4P Fixed Manual Reference	Unit MRP [₹]	4P Fixed Electrical Reference	Unit MRP [₹]
800	SPS08F3PMF6L	167230	SPS08F3PEF6L	222820	SPS08F4PMF6L	203320	SPS08F4PEF6L	258910
1000	SPS10F3PMF6L	176920	SPS10F3PEF6L	232760	SPS10F4PMF6L	219360	SPS10F4PEF6L	275210
1250	SPS12F3PMF6L	203980	SPS12F3PEF6L	259830	SPS12F4PMF6L	254490	SPS12F4PEF6L	310340
1600	SPS16F3PMF6L	236210	SPS16F3PEF6L	292060	SPS16F4PMF6L	290930	SPS16F4PEF6L	346780

Fixed Type circuit breaker with Microprocessor based ET2B Trip Unit

Rating in (A)	3P Fixed Manual Reference	Unit MRP [₹]	3P Fixed Electrical Reference	Unit MRP [₹]	4P Fixed Manual Reference	Unit MRP [₹]	4P Fixed Electrical Reference	Unit MRP [₹]
800	SPS08F3PMF2B	164770	SPS08F3PEF2B	220350	SPS08F4PMF2B	200860	SPS08F4PEF2B	256430
1000	SPS10F3PMF2B	174430	SPS10F3PEF2B	230290	SPS10F4PMF2B	216880	SPS10F4PEF2B	272720
1250	SPS12F3PMF2B	201500	SPS12F3PEF2B	257360	SPS12F4PMF2B	252010	SPS12F4PEF2B	307860
1600	SPS16F3PMF2B	233720	SPS16F3PEF2B	289570	SPS16F4PMF2B	288460	SPS16F4PEF2B	344290

Fixed Type switch disconnector without protection

Rating in (A)	3P Fixed Manual Reference	Unit MRP [₹]	3P Fixed Electrical Reference	Unit MRP [₹]	4P Fixed Manual Reference	Unit MRP [₹]	4P Fixed Electrical Reference	Unit MRP [₹]
800	SPS08F3PMF0D	147750	SPS08F3PEF0D	203330	SPS08F4PMF0D	183820	SPS08F4PEF0D	239410
1000	SPS10F3PMF0D	157340	SPS10F3PEF0D	213170	SPS10F4PMF0D	199780	SPS10F4PEF0D	255630
1250	SPS12F3PMF0D	184410	SPS12F3PEF0D	240240	SPS12F4PMF0D	234910	SPS12F4PEF0D	290770
1600	SPS16F3PMF0D	216630	SPS16F3PEF0D	272480	SPS16F4PMF0D	271340	SPS16F4PEF0D	327200

Note: All Fixed type circuit breakers will be supplied with: (i) Vertical-vertical terminations. (ii) 1 No. Electrical fault indication Contact (SDE).

(iii) 1 No. Auxiliary contact block (OF) with 2 C/O contacts.

All switch disconnectors are without protection | All electrical operated breakers are supplied with motor mechanism (MCH), closing coil (XF) and shunt release (MX). | External Neutral CT required for highly un-balanced TP-N system has to be ordered at extra price. | Any other accessories are optional at extra price.


Accessories

Pole Description	Rated Operational Current	Reference	Unit MRP ₹
Gear Motor (MCH)			
AC 50/60 Hz	100/130 V	33176	59740
AC 50/60 Hz	200/240 V	33177	59740
AC 50/60 Hz	277/415 V	33179	59740
DC	24/30 V	33185	59740
DC	48/60 V	33186	59740
DC	100/125 V	33187	59740
DC	200/250 V	33188	59740
Terminal Block			
For Fixed circuit breaker		47074	370
For Drawout circuit breaker		33098	370
ON/OFF Indication contacts (OF) 1Part			
Changeover contact 6A	240V	47076	1550
Ready to close contact			
Changeover contact 5A	240V	47080	3960
Door interlock (VPECD)/1 part			
Right side of chassis		33172	5960

For details on non-standard references, technical parameters, stockable and non-stockable status, please contact Customer Care Centre.

NORMAL STOCK ITEMS

W.E.F. January 17th, 2024



ASCO - Automatic Transfer Switches

Power available always when you need it

ASCO Power Technologies is your one stop solution for Transfer Switch solutions to improve power availability by transferring electrical loads to alternate sources of power. Whether you require uninterrupted power supply for critical operations or simply keep the lights on, we have you covered.

se.com/in

Life Is On

Schneider
Electric

ASCO 7000 SERIES IEC Medium Voltage Power Transfer Switch NEW

ASCO Transfer Switches improve power availability by enabling automatic transfer between sources. The ASCO 7000 SERIES Medium Voltage Automatic Transfer Switch offers various configurations and switching modes (delayed and closed transition) to meet unique application needs and conforms to the IEC 62271-200 standard. Its standard configuration includes PIX RoF Cubicle sections, Normal Source Circuit Breaker section, Emergency Source Circuit Breaker section, and Load feeder section, all operated by ASCO's intelligent Group 5 controller for reliable transfer between sources.



Ordering Information of ASCO 7000 SERIES Medium Voltage Automatic Transfer Switch

E		7		A		C		T		P		0		3		1250		9		5		X		L	
Interrupting Rating	Product SERIES	Operation Type		Transition Type		Construction		Device Type		Neutral Code		Poles	Amperes	Voltage		Controller		Accessories		Enclosures					
A	25kAIC	7	7000 SERIES	A	Automatic	C	Closed	T	Transfer Switch	P	PIX RoF IEC Dual CB Transfer Switch	0	None	3	0630 0800 1250 2000 2500	3 6 7 V 9 0	3300V 6600V 7200V 11000V 13800V Other	5	Group 5	0	None	L	IP4X		
E	31.5kAIC					D	Delayed												X	Per Acc#					

Contact your local representative for availability of other Voltages

Medium Voltage Transfer Switch Specifications		Additional Features
Voltage Class	12kV or 17.5kV	<ul style="list-style-type: none"> ASCO 7000 Series Group 5 Controller Transition Type: Delayed or Closed Automatic with Manual Operation mode to facilitate testing. Contacts for source acceptability. (18B & 18G) LED Indication of source status Output contact for disconnecting load before and/ or after transfer (31Z) Thermostat controlled heater in each breaker and cable section for condensation control Air Insulated PIX RoF Switchgear Cubicles with EasyPact EXE breakers Integrated earthing solution for cables and busbars through interlocked earthing switch Segregated controls Convenience light and outlet in low voltage compartments.
Nominal System Voltage	3.3kV, 6.6kV, 7.2kV, 11kV, 13.8kV	
Ampacity Rating	630A, 800A, 1250A, 2000A, 2500A	
Number of Sections	3	
IEC 62271-200	Yes	
Internal Arc Classification (IAC)	Default: AFLR Up to 31.5kA for 0.1 second; Optional: AFLR Up to 31.5kA for 1 second (Accessory 138AC)	
Cable Entry	Bottom Default; Top Optional (Accessory 138*)	
Draw Out Circuit Breakers	Yes	
Automatic Shutters	Yes	
Coating - Powder Coated Polyester	Color RAL 9003	
Enclosure Rating	IP4X (Indoor)	
Protective Relays	Optional (Accessories 118PE and 118PN)	
Ethernet/Serial Communications	Optional (Accessory 72EE2)	
Power Metering	Optional (Accessory 135L)	
Top Cable Entry	Optional (Accessories 138CL, 138CN, 138CE)	
Surge Protection	Optional (Accessories 73MV1 and 73MV2)	
Operating Conditions	Ambient Temp -5C to +40C; Relative Humidity over a 24 hour period <95%, over a 1 month period <90%; Installation altitude above sea level < 1000m*	

*Note: Contact Sales representative for derating options outside of published operating conditions.



Life Is On

Schneider
Electric

ASCO Power Technologies™

The **7000 SERIES** Automatic Transfer Bypass-Isolation Switch is designed for critical applications where uninterrupted power is essential.

- Allows bypass-isolation without load interruption
- Primary transfer switch can be inspected, tested, and maintained without interrupting power to the load
- Transfer switch and bypass transfer switch have identical electrical ratings
- Range: 150 to 4000A
- Draw-out design allows for easy transfer switch maintenance
- Open Transition (OTTS), Closed Transition (CTTS) and Delayed Transition (DTTS) Designs

Series 7000/300, Automatic Transfer Switch (ASCO)

7000/300 Series Power Transfer Switches are available in open and enclosed variants, ranging from 30 to 4000 amps (LV) & 1200 to 3000A (MV) with wide range of accessories. All switching configurations (OTTS, DTTTS, CTTS) are available with optional integrated bypass-isolation switch.



Open/Closed/Delayed Transition with Bypass



Open/Closed/Delayed Transition Switch



UL /ANSI – 2 Section Medium Voltage ATS



IEC Design – 3 Section Medium Voltage ATS

Series 7000/300, Automatic Transfer Switch (ASCO)

Frame	Rating(A)	Controller Type	Reference (4P, Overlapping Neutral)	Unit MRP [₹]	Controller Type	Reference (4P, Overlapping Neutral)	Unit MRP [₹]
D	30	Series 7000 Group 5 Controller	D07ATSC30030K500	On Request	Series 300 Group G Controller	D03ATSC30030KG00	On Request
	70		D07ATSC30070K500	On Request		D03ATSC30070KG00	On Request
	104		D07ATSC30100K500	On Request		D03ATSC30104KG00	On Request
	150		D07ATSC30150K500	On Request		D03ATSC30150KG00	On Request
	200		D07ATSC30200K500	On Request		D03ATSC30200KG00	On Request
	230		D07ATSC30230K500	On Request		D03ATSC30230KG00	On Request
J	260	ASCO	J07ATSC30260K500	On Request	ASCO	J03ATSC30260KG00	On Request
	400		J07ATSC30400K500	On Request		J03ATSC30400KG00	On Request
	600		J07ATSC30600K500	On Request		J03ATSC30600KG00	On Request
H	800	ASCO	H07ATSC30800K500	On Request	ASCO	H03ATSC30800KG00	On Request
	1000		H07ATSC31000K500	On Request		H03ATSC31000KG00	On Request
	1200		H07ATSC31200K500	On Request		H03ATSC31200KG00	On Request
G	1600	ASCO	G07ATSC31600K500	On Request	ASCO	G03ATSC31600KG00	On Request
	2000		G07ATSC32000K500	On Request		G03ATSC32000KG00	On Request
	2600		G07ATSC32600K500	On Request		G03ATSC32600KG00	On Request
	3000		G07ATSC33000K500	On Request		G03ATSC33000KG00	On Request
	3200		G07ATSC33200K500	On Request		G03ATSC33200KG00	On Request
	4000		G7ATSC34000K5X40RM	On Request		-	-

- Conforming to UL 1008
- Fast & Consistent Transfer (Less than 100ms)
- Single Solenoid True Double throw Design
- High Withstanding & Closing-On Fault Currents (WCR)
- Neutral Overlap to eliminate Voltage Transients
- In-Phase Monitor to avoid Motor Inrush current
- Engine Start/Stop, AMF Logic & Time Delay Setting
- Programmable Daily/Weekly Engine Exerciser
- 4 Line LCD + LED Display
- 99 Events Log & Diagnostics with Date/Time
- Statistical ATS System Monitoring Information
- Communication Compatible (Modbus/Ethernet)

- 2P, 3P & 4P with solid neutral/Switched Neutral are available
- ATS with stand alone Type Tested NEMA Enclosure available
- For Series 7000 Close Transition, Bypass Option & Medium Voltage ATS offer please contact Customer Care Centre

For details on non-standard references, technical parameters, stockable and non-stockable status, please contact Customer Care Centre.

NORMAL STOCK ITEMS

W.E.F. January 17th, 2024

WOTPC, Automatic transfer switch

- Conforming to IEC 60947-6-1
- Solenoid operated, Built-in Microprocessor Controller
- 1000-4000 Amps in same compact frame
- Utilization Category: AC 33A
- Mechanical Endurance: 20,000 ops
- Rated Short circuit withstand of 65 kA, 3sec
- Built in RS 485 port for communication



Rating (amps)	Poles	Reference	Unit MRP [₹]	Poles	Reference	Unit MRP [₹]
1000	3P	OT10003D5VI	On Request	4P	OT10004D5VI	On Request
1250	3P	OT12503D5VI	On Request	4P	OT12504D5VI	On Request
1600	3P	OT16003D5VI	On Request	4P	OT16004D5VI <input checked="" type="checkbox"/>	On Request
2000	3P	OT20003D5VI	On Request	4P	OT20004D5VI <input checked="" type="checkbox"/>	On Request
2500	3P	OT25003D5VI	On Request	4P	OT25004D5VI <input checked="" type="checkbox"/>	On Request
3200	3P	OT32003D5I	On Request	4P	OT32004D5I <input checked="" type="checkbox"/>	On Request
4000	3P	OT40003D5I	On Request	4P	OT40004D5I	On Request

*above references are with vertical termination, for horizontal terminal please contact customer care

WOTPC Accessories



The transfer switch connects to the controller through extension harness. The controller automatically transfers between the utility and backup source.

Description	Reference	Unit MRP [₹]
Phase Partition (Each)	W0OT0001I	On Request
Extension Harness (4m)	W0OT0002I	On Request
Copper bar for Vertical Wiring	W0OT0003I	On Request

For details on non-standard references, technical parameters, stockable and non-stockable status, please contact Customer Care Centre.

NORMAL STOCK ITEMS

W.E.F. January 17th, 2024

Advanced transfer switch to maximize



UPTIME



“TransferPacT Active Automatic is now ready to deliver maximum uptime and safety with a complete range from 32A to 1600A

- Conforming to IEC 60947-6-1
- Optimize panel space by up to 30%, saving cost and improving efficiency
- Ultra fast transfer speed for better power availability
- Solenoid operated, Built-in microprocessor Controller
- Robust design
- Utilization Category: AC 33A/B
- Poles: 3,4
- Scalable with plug and play - 10 function modules
- Connectivity with compliant to cyber security standard IEC 62443, SL1 Level

TransferPacT™ Active Automatic



#SourceManagement

se.com/in

Life Is On

Schneider
Electric

TransferPacT Active Automatic



TransferPacT is an Ecostruxure-ready advance transfer switch to maximize reliability and uptime for your facility.

- Conforming to IEC 60947-6-1
- Solenoid operated, Built-in Microprocessor Controller
- Fast transfer time of <500ms
- 2,3 and 4 Pole configuration ranging within 32-800A
- Three position, Open transition transfer switch
- Extreme Environment proof with operating temperature of -25 to 70°C
- Utilization Category: AC 33A/B
- Tested for Total Discrimination with ComPacT NSXm Circuit breakers for seamless integration.
- Scalable with plug and play - 10 function modules
- Connectivity with compliance to cyber security standard IEC 62443, SL1 Level

Frame		TA10				TA16			
Rating (amps)	Poles*	Reference	Unit MRP [₹]	Poles*	Reference	Unit MRP [₹]	Poles*	Reference	Unit MRP [₹]
32	2P	TA10D2L0323TPE	On Request	4P	TA10D4L0324TPE	On Request	-	-	-
40	2P	TA10D2L0403TPE	On Request	4P	TA10D4L0404TPE	On Request	-	-	-
50	2P	TA10D2L0503TPE	On Request	4P	TA10D4L0504TPE	On Request	-	-	-
63	2P	TA10D2L0633TPE	On Request	4P	TA10D4L0634TPE	On Request	-	-	-
80	2P	TA10D2L0803TPE	On Request	4P	TA10D4L0804TPE	On Request	4P	TA16D4L0804TPE	On Request
100	2P	TA10D2L1003TPE	On Request	4P	TA10D4L1004TPE	On Request	4P	TA16D4L1004TPE	On Request
125	-	-	-	-	-	-	4P	TA16D4L1254TPE	On Request
160	-	-	-	-	-	-	4P	TA16D4L1604TPE	On Request

*For 3P ATS, please contact Customer Care Centre.

Frame		TA25		TA63		TA80			
Rating (amps)	Poles*	Reference	Unit MRP [₹]	Poles*	Reference	Unit MRP [₹]	Poles*	Reference	Unit MRP [₹]
200	4P	TA25D4L2004TPE	On Request	-	-	-	-	-	-
250	4P	TA25D4L2504TPE	On Request	-	-	-	-	-	-
320	-	-	-	4P	TA63D4L3204TPE	On Request	-	-	-
400	-	-	-	4P	TA63D4L4004TPE	On Request	-	-	-
500	-	-	-	4P	TA63D4L5004TPE	On Request	-	-	-
630	NEW	-	-	4P	TA63D4L6304TPE	On Request	-	-	-
800	-	-	-	-	-	-	4P	TA80D4L8004TPE	On Request

*For 3P ATS, please contact Customer Care Centre.

For details on non-standard references, technical parameters, stockable and non-stockable status, please contact Customer Care Centre.

NORMAL STOCK ITEMS

W.E.F. January 17th, 2024

TransferPacT Active Automatic

TransferPacT Active Automatic Accessories



HMI cable



External HMI



Function Module

TransferPacT Active Automatic is designed to provide maximum scalability with plug and play function modules (no increase in the footprint) and intuitive external HMI.

Accessory Type	Description	Reference	Unit MRP [₹]
Communication function modules	Modbus RTU (Serial Port)	TPCCOM16	On Request
	BUS extension and 24 Vdc auxiliary supply	TPCDIO15	On Request
Fire Protection function modules	Fire protection,24VDC pulse	TPCDIO10	On Request
	Fire protection,24VDC constant	TPCDIO11	On Request
	Fire protection,230VAC constant	TPCDIO13	On Request
	Fire protection,dry contact	TPCDIO14	On Request
Control and Signalling function modules	Genset start and Alarm	TPCDIO17	On Request
	Load shedding and Availability warning	TPCDIO05	On Request
	Transfer inhibit and Remote testing	TPCDIO07	On Request
	Voluntary Remote Control	TPCDIO08	On Request
Display Modules	External HMI	TPCCIF04	On Request
	LCD display	TPCCIF01	On Request
	Rotary display	TPCCIF02	On Request
	IP54 cover	TPCOTH37	On Request

*For more details on accessories, please contact Customer Care Centre.

Circuit Breaker/Transfer Switching Equipment Coordination

Upstream: ComPacT NSXm

Downstream: TransferPacT TA10, TA16

Ue: ≤440 V AC

Load side		TSE		TA10				TA16					
		Rating (A)	32	40	50	63	80	100	80	100	125	160	
		Ith (A) 60°C	32	40	50	63	80	100	80	100	125	160	
		Icw (kA)	3	3	3	3	3	3	5.5	5.5	5.5	5.5	
		Icm (kA)	15	15	15	15	15	15	20	20	20	20	
Supply side Icu		Icu (kA)		TSE conditional short-circuit current and related making capacity:									
Circuit breaker:		415 V	440 V	Ir (A)									
NSXm E TMD Micrologic 4.1	16	10	Ir ≤ 32	T	T	T	T	T	T	T	T	T	
			Ir ≤ 40		T	T	T	T	T	T	T	T	
			Ir ≤ 50			T	T	T	T	T	T	T	
			Ir ≤ 63				T	T	T	T	T	T	
			Ir ≤ 80						T	T	T	T	
			Ir ≤ 100							T	T	T	
			Ir ≤ 125									T	T
			Ir ≤ 160										
NSXm B TMD Micrologic 4.1	25	20	Ir ≤ 32	T	T	T	T	T	T	T	T	T	
			Ir ≤ 40		T	T	T	T	T	T	T	T	
			Ir ≤ 50			T	T	T	T	T	T	T	
			Ir ≤ 63				T	T	T	T	T	T	
			Ir ≤ 80						T	T	T	T	
			Ir ≤ 100							T	T	T	
			Ir ≤ 125									T	T
			Ir ≤ 160										
NSXm F TMD Micrologic 4.1	36	35	Ir ≤ 32	T	T	T	T	T	T	T	T	T	
			Ir ≤ 40		T	T	T	T	T	T	T	T	
			Ir ≤ 50			T	T	T	T	T	T	T	
			Ir ≤ 63				T	T	T	T	T	T	
			Ir ≤ 80						T	T	T	T	
			Ir ≤ 100							T	T	T	
			Ir ≤ 125									T	T
			Ir ≤ 160										
NSXm N TMD Micrologic 4.1	50	50	Ir ≤ 32	36/75	36/75	36/75	36/75	36/75	36/75	T	T	T	
			Ir ≤ 40		36/75	36/75	36/75	36/75	36/75	T	T	T	
			Ir ≤ 50			36/75	36/75	36/75	36/75	T	T	T	
			Ir ≤ 63				36/75	36/75	36/75	T	T	T	
			Ir ≤ 80					36/75	36/75	T	T	T	
			Ir ≤ 100						36/75	T	T	T	
			Ir ≤ 125									T	T
			Ir ≤ 160										
NSXm N TMD Micrologic 4.1	70	65	Ir ≤ 32	36/75	36/75	36/75	36/75	36/75	36/75	T	T	T	
			Ir ≤ 40		36/75	36/75	36/75	36/75	36/75	T	T	T	
			Ir ≤ 50			36/75	36/75	36/75	36/75	T	T	T	
			Ir ≤ 63				36/75	36/75	36/75	T	T	T	
			Ir ≤ 80					36/75	36/75	T	T	T	
			Ir ≤ 100						36/75	T	T	T	
			Ir ≤ 125									T	T
			Ir ≤ 160										

- T** : Protection of the Transfer Switching Equipment is ensured but combination not very relevant
- T** : Transfer Switching Equipment is totally coordinated up to the Icu of the circuit breaker installed on supply side
- 36/75** : Transfer Switching Equipment is protected up to 36 kA rms / 75 kA peak
- : Protection of the Transfer Switching Equipment is not ensured.

Circuit Breaker/Transfer Switching Equipment Coordination

Upstream: ComPacT NSX100-250

Downstream: TransferPacT TA10, TA16

Ue: ≤440 V AC

Load side		TSE		TA10				TA16						
		Rating (A)		32	40	50	63	80	100	80	100	125	160	
		Ith (A) 60°C		32	40	50	63	80	100	80	100	125	160	
		Icw (kA)		3	3	3	3	3	3	5.5	5.5	5.5	5.5	
		Icm (kA)		15	15	15	15	15	15	20	20	20	20	
Supply side Icu		Icu (kA)												
Circuit breaker:		415 V	440 V	Ir (A)	TSE conditionnal short-circuit current and related making capacity:									
NSX100B NSX160B TMD/TMG/ Micrologic	25	20	Ir ≤ 32	T	T	T	T	T	T	T	T	T	T	
			Ir ≤ 40		T	T	T	T	T	T	T	T	T	
			Ir ≤ 50			T	T	T	T	T	T	T	T	T
			Ir ≤ 63				T	T	T	T	T	T	T	T
			Ir ≤ 80							T		T	T	T
			Ir ≤ 100							T		T	T	T
			Ir ≤ 125										T	T
Ir ≤ 160												T		
NSX250B TMD/TMG/ Micrologic	25	20	Ir ≤ 32	T	T	T	T	T	T	T	T	T	T	
			Ir ≤ 40		T	T	T	T	T	T	T	T	T	
			Ir ≤ 50			T	T	T	T	T	T	T	T	T
			Ir ≤ 63				T	T	T	T	T	T	T	T
			Ir ≤ 80							T		T	T	T
			Ir ≤ 100							T		T	T	T
			Ir ≤ 125										T	T
Ir ≤ 160												T		
NSX100F NSX160F TMD/TMG/ Micrologic	36	35	Ir ≤ 32	T	T	T	T	T	T	T	T	T	T	
			Ir ≤ 40		T	T	T	T	T	T	T	T	T	
			Ir ≤ 50			T	T	T	T	T	T	T	T	T
			Ir ≤ 63				T	T	T	T	T	T	T	T
			Ir ≤ 80							T		T	T	T
			Ir ≤ 100							T		T	T	T
			Ir ≤ 125										T	T
Ir ≤ 160												T		
NSX250F TMD/TMG/ Micrologic	36	35	Ir ≤ 32	25/52	25/52	25/52	25/52	25/52	25/52	T	T	T	T	
			Ir ≤ 40		25/52	25/52	25/52	25/52	25/52	T	T	T	T	
			Ir ≤ 50			25/52	25/52	25/52	25/52	T	T	T	T	
			Ir ≤ 63				25/52	25/52	25/52	T	T	T	T	
			Ir ≤ 80					25/52	25/52		T	T	T	
			Ir ≤ 100						25/52		T	T	T	
			Ir ≤ 125										T	T
Ir ≤ 160												T		
NSX100N/H NSX160N/H TMD/TMG/ Micrologic	50/ 70	50/ 65	Ir ≤ 32	36/75	36/75	36/75	36/75	36/75	36/75	T	T	T	T	
			Ir ≤ 40		36/75	36/75	36/75	36/75	36/75	T	T	T	T	
			Ir ≤ 50			36/75	36/75	36/75	36/75	T	T	T	T	
			Ir ≤ 63				36/75	36/75	36/75	T	T	T	T	
			Ir ≤ 80					36/75	36/75		T	T	T	
			Ir ≤ 100						36/75		T	T	T	
			Ir ≤ 125										T	T
Ir ≤ 160												T		
NSX250N/H TMD/TMG/ Micrologic	50/ 70	50/ 65	Ir ≤ 32	25/52	25/52	25/52				T	T	T	T	
			Ir ≤ 40		25/52	25/52	25/52	25/52	25/52	T	T	T	T	
			Ir ≤ 50			25/52	25/52	25/52	25/52	T	T	T	T	
			Ir ≤ 63				25/52	25/52	25/52	T	T	T	T	
			Ir ≤ 80					25/52	25/52		T	T	T	
			Ir ≤ 100						25/52		T	T	T	
			Ir ≤ 125										T	T
Ir ≤ 160												T		

For details on non-standard references, technical parameters, stockable and non-stockable status, please contact Customer Care Centre.

NORMAL STOCK ITEMS

W.E.F. January 17th, 2024

WATSN (ATS and RTS)

WATSN is a Compact , Easy and Scalable Transfer Switch for safe and reliable source management.

- Conforming to IEC 60947-6-1
- Automatic and Remote Transfer switches
- Three Position, Open Transition Transfer Switch
- 2,3,4 pole configurations ranging within 63 -630A
- Fast Transfer Speed of <100ms
- Solenoid operated, Built-in Microprocessor Controller(for ATS)
- Reduced size and footprint upto 30%
- Tested for Total Discrimination with EasyPacT CVS Circuit breakers for seamless integration in the power train.
- Utilization Category: AC 33B



WATSN Automatic Transfer Switch

Rating (amps)	Poles	Reference	Unit MRP [₹]	Poles	Reference	Unit MRP [₹]	Poles	Reference	Unit MRP [₹]
63	2P	NA00632V	39430	3P	NA00633V	40690	4P	NA00634V <input checked="" type="checkbox"/>	42500
100	2P	NA01002V	49640	3P	NA01003V	51190	4P	NA01004V <input checked="" type="checkbox"/>	53270
160	2P	N2A01602V	75800	3P	N2A01603V	77790	4P	N2A01604V <input checked="" type="checkbox"/>	81400
250	-	-	-	3P	NA02503V	143900	4P	NA02504V <input checked="" type="checkbox"/>	152440
400	-	-	-	3P	NA04003V	244200	4P	NA04004V <input checked="" type="checkbox"/>	267820
630	-	-	-	3P	NA06303V	308710	4P	NA06304V <input checked="" type="checkbox"/>	321080

WATSN Remote Transfer Switch

Rating (amps)	Poles	Reference	Unit MRP [₹]	Poles	Reference	Unit MRP [₹]	Poles	Reference	Unit MRP [₹]
63	2P	NR00632	On Request	3P	NR00633	On Request	4P	NR00634	On Request
100	2P	NR01002	On Request	3P	NR01003	On Request	4P	NR01004	On Request
160	2P	N2R01602	On Request	3P	N2R01603	On Request	4P	N2R01604	On Request
250	2P	-	-	3P	NR02503	On Request	4P	NR02504	On Request
400	2P	-	-	3P	NR04003	On Request	4P	NR04004	On Request
630	2P	-	-	3P	NR06303	On Request	4P	NR06304	On Request

WATSN Accessories



Function Module



T-Helper

WATSN is a simple and scalable transfer switch with add-on function modules.(Any two function modules can be connected at a time)

Accessory Type	Description	Reference	Unit MRP [₹]
Fire Protection function modules	DC24V Constant voltage fire linkage	NF001	On Request
	DC24V Pulse fire linkage	NF002	On Request
	AC220V Constant voltage fire linkage	NF003	On Request
	AC220V Pulse fire linkage	NF004	On Request
	Passive fire linkage	NF005	On Request
Control and Signalling function modules	Genset control module	NF006	On Request
	Genset control&Communication module	NF008	On Request
	Remote control to S2	NF012	On Request
Communication accessories	Modbus communication module with RS485 interface	NF007	On Request
	T-Helper Operation and maintenance Helper	NF028 <input checked="" type="checkbox"/>	On Request

*For more details on accessories, please contact Customer Care Centre.

For details on non-standard references, technical parameters, stockable and non-stockable status, please contact Customer Care Centre.

NORMAL STOCK ITEMS

W.E.F. January 17th, 2024

Class PC transfer switch

Circuit-breaker / Transfer Switch Equipment coordination

Complementary technical informations
Ue <=415 VAC

Upstream
Downstream

EasyPact CVS
WATSN

Load side		TSE	WATSN			
		Rating	100	160	250	630
		Ith (A) 40°C	100	160	250	630
		Icw (kA)	5	10	10	12
		Icm (kAp)	7.65	17	17	25
Supply side	Icu (kA)					
Circuit breaker:	415V	Ir	TSE conditional short-circuit current and related making capacity:			
CVS100B	25		5	T	T	T
CVS160B	25			T	T	T
CVS250B	25				T	T
CVS100F	36		5	25	25	T
CVS160F	36			25	25	T
CVS250F	36				25	T
CVS400F	36					36
CVS630F	36					36
CVS100N	50		5	25	25	T
CVS160N	50			25	25	T
CVS250N	50				25	T
CVS400N/H	50/70					36
CVS630N/H	50/70					36

T Transfer Switch Equipment is Totally coordinated up to Icu of circuit breaker installed on supply side.

Protection of the Transfer Switch Equipment is not ensured

For details on non-standard references, technical parameters, stockable and non-stockable status, please contact Customer Care Centre.

Life Is 

Schneider
Electric

Schneider Electric India Pvt. Ltd.

Corporate Office: 9th Floor, DLF Building No. 10, Tower C, DLF Cyber City, Phase II, Gurugram 122002 Haryana
Tel.: ++91 124 6899000 Fax: ++91 124 4222036/037

Ahmedabad
Schneider Electric India (P) Ltd.
1506-1507, 15th Floor Shaph-5
Opp.Karnavati Club, SG Highway,
Ahmedabad, Gujarat - 380015
Tel.: 079-66826701

Coimbatore
Schneider Electric India (P) Ltd.
Hanudev Info Tech Park, 6th Floor
Unit No. Block-C, SF No. 558/2
Udalyampalayam Road, Nava India
Coimbatore-641028

Lucknow
Schneider Electric India (P) Ltd.
Summit, Plot No. TCG 3/3
6th Floor, 604A/B/C, Vibhuti Khand
Gomti Nagar, Lucknow
Uttar Pradesh - 226010
Tel.: 0522-3500334

Nashik
Schneider Electric India (P) Ltd.
401, 4th Floor, Rishi Raj Towers
Jehan Circle, Gangapur Road
Nashik- 422013
Tel.: 0253-2344333

Bengaluru
Schneider Electric India (P) Ltd.
No. 3/1, JP Techno Park
Mezzanine Floor, Millers Tank Bund
Road, Vasanth Nagar
Bengaluru - 560052
Tel.: 080-71481351

Hyderabad
Schneider Electric India (P) Ltd.
D.No. 1-8-271, # 401, Ashoka
Bhoopal Chambers, SP Road
Secunderabad - 500003
Tel.: 040-67219500

Ludhiana
Schneider Electric India (P) Ltd.
SCO 23, 2nd Floor,
Chandigarh Road, Sector 32
Ludhiana, Punjab-141010
Tel.: 0161- 5203011

New Delhi
Schneider Electric India (P) Ltd.
C-56, Mayapuri Industrial Area, Phase-2
New Delhi - 110064
Tel.: 011-61317400

Bhubaneswar
Schneider Electric India (P) Ltd.
Workloop Co-Working in the property
Office No. 316, Esplanade One Mall
Rasulgarh, Bhubaneswar - 751010

Indore
Schneider Electric India (P) Ltd.
219, Dhan Trident Building
Vijay Nagar, A.B.Road
Indore-452001

Mohali
Schneider Electric India (P) Ltd.
2nd Floor, Tower-A
Bestech Business Tower
Mega Information & Technology Park
Industrial Plot No.1, Phase IX
(Expansion), Mohali- 160059
Tel.: 0172-7198200

Pune
Schneider Electric India (P) Ltd.
Amar Caliber, CTS No 911, BMCC Road,
OFF FC. Road, Deccan Gymkhana,
Shivaji Nagar, Pune - 411007
Tel.: 020-67492500

Chennai
Schneider Electric India (P) Ltd.
No: 29, 2nd Floor,
Bannari Amman Towers, B-Block
Dr. Radhakrishnan Road, Mylapore
Chennai - 600 004
Tel.:044-71912000

Jaipur
Schneider Electric India (P) Ltd.
Jaipur Business Centre 309
3rd Floor, Sangam Tower 190
Church Road, Jaipur-302001
Tel.: 0141-2374810

Mumbai
Schneider Electric India (P)(Ltd)
Marwah House, 2nd Floor
Krishanlal Marwah Marg
Andheri (East), Mumbai - 400072
Tel.: 022-62280000

Vadodara
Schneider Electric India (P) Ltd.
Notus IT Park, 10th Floor, Block-D
Sarabhai Campus, Vadiwadi
Vadodara, Gujarat - 390017

Cochin
Schneider Electric India (P) Ltd.
Alapatt Properties Private Limited
(Trade Name : Centre A)
Main Door Number : 66/4971
(Old Door Number: 40/6584-H)
7th Floor Alapatt Heritage Building
MG Road Kochi - 682035

Kolkata
Schneider Electric (I)Pvt.Ltd,
BP-4, Sector-V, Technopolis
3rd Floor, Salt Lake City
Kolkata- 700 091
Tel.: 033-66576400

Nagpur
Schneider Electric India (P) Ltd.
6, Vasant Vihar Complex
W.H.C Road, Shankar Nagar
Nagpur- 440010
Tel.: 0712-2558581

Vishakhapatnam
Schneider Electric India (P) Ltd.
D.N.10-1-43, 1st Floor
Ratnam's Business Centre,
Siripuram Fort, C.B.M.Compound
Visakhapatnam - 530016
Tel.: 0891-6675500

Customer Care Centre

Monday-Saturday, 9 a.m. to 8 p.m.
Toll-free numbers: 1800 419 4272, 1800 103 0011
Email: customercare.in@schneider-electric.com

For more information, visit our website at: www.se.com/in

- All Prices are in Indian Rupees
- Prices are subject to change without prior notice
- Product evolution is a continuous process and Schneider Electric reserves the right to modify/withdraw any product at any time without prior notice
- Prices charged will be as prevailing on the date of dispatch
- Invoice Amount = (MRP – less Applicable discount) + Applicable GST %
- Tax incidence on invoices is basis applicable GST rates
- Invoice amount not to exceed MRP
- Product pictures shown are for illustration purpose only, actual product may vary

Distributor

Life Is On

Schneider
Electric

 PriceList

LV- Power Quality Products and Equipments

With effect from January 17th, 2024



se.com/in

Power Factor Correction Products	5
EasyLogic™ PFC+ Capacitor	5
Can (Cylindrical) Type 440V Capacitors.....	7
Box (Square) Type 440V Capacitors.....	8
Detuned Filter Application Capacitors.....	9
VarPlus MAX Detuned Reactors	12
PFC - Detuned Reactors	13
Detuned Reactor 440V Range.....	13
Introducing VarPlus MAX Copper Wound Reactors	14
Copper Wound Detuned Reactor	15
Copper Wound Detuned Reactor 440V Range.....	15
VarPlus Logic APFC relay	16
Power Factor Correction Products.....	17
APFC Relays.....	17
PowerLogic™ PSN.....	18
Erstwhile Accusine™ PCS+	18
Erstwhile Accu sine™ PCSn+	19
Active Harmonic Filtering Solutions.....	20
PowerLogic™ PCS+.....	20
PowerLogic™ PCSn	20
Active Harmonic Filtering Solutions.....	23
PowerLogic™ EVC+.....	23
EasyLogic™ AP	23
Power Factor Correction Equipment	26



Discover How You Can Save Approximately 150kg CO₂ Per kVA With Smart Power Factor Correction

Premium low voltage power factor correction capacitors

With 30% size optimization and 120k lifetime hours, ensure easy installation and easy maintenance. Equip yourself with easy quality assurance with 60% more continuous current-carrying capacity while also **enabling easy savings with our 100% commitment to testing and easy combinations with 30% energy wastage reduction.**

Now, ensure reliability and safety in **Buildings, Industries, Residential buildings, OEMs, and Energy Infrastructures.**



EasyLogic™ PFC+ **New**

Power Factor Correction Products



Capacitor for Heavy Duty application in Easy Range

- **Rated Voltage:** 480 and 525, 50/60Hz
- **Standard compliances:** IEC 60831 part 1 & 2, IS13340 Part 1-2, BIS certification, ASTA certified
- **Green Premium:** Compliant
- **Reliability:** Specially designed di-electric with Soft resin as coolant, the combination provides it extra reliability and extended working hours
- **Size Optimization:** This optimized design and compact size helps to save the panel space while its lower weight contributes to user experience during installation

EasyLogic™ PFC+ Capacitor

Description	kVAR Rating	Minimum Ordering Quantity (No.)	Reference	Unit MRP [₹]
EasyLogic™ PFC+				
MPP-EasyLogic™ H Duty Can 3Ph 50Hz 480V	6.7		MEHVCPDY067A48	7054
MPP-EasyLogic™ H Duty Can 3Ph 50Hz 480V	11.3		MEHVCPDY113A48	7161
MPP-EasyLogic™ H Duty Can 3Ph 50Hz 480V	12.5		MEHVCPDY125A48	7215
MPP-EasyLogic™ H Duty Can 3Ph 50Hz 480V	14.4		MEHVCPDY144A48	7516
MPP-EasyLogic™ H Duty Can 3Ph 50Hz 480V	15.5		MEHVCPDY155A48	8088
MPP-EasyLogic™ H Duty Can 3Ph 50Hz 480V	17		MEHVCPDY170A48	8875
MPP-EasyLogic™ H Duty Can 3Ph 50Hz 480V	22.4		MEHVCPDY224A48	11692
MPP-EasyLogic™ H Duty Can 3Ph 50Hz 480V	25		MEHVCPDY250A48	13050
MPP-EasyLogic™ H Duty Can 3Ph 50Hz 480V	28.1		MEHVCPDY281A48	14584
MPP-EasyLogic™ H Duty Can 3Ph 50Hz 480V	31.5		MEHVCPDY315A48	16428
MPP-EasyLogic™ H Duty Can 3Ph 50Hz 525V	12.5		MEHVCPDY125A52	6521
MPP-EasyLogic™ H Duty Can 3Ph 50Hz 525V	15.4		MEHVCPDY154A52	8033
MPP-EasyLogic™ H Duty Can 3Ph 50Hz 525V	20.6		MEHVCPDY206A52	10746
MPP-EasyLogic™ H Duty Can 3Ph 50Hz 525V	25		MEHVCPDY250A52	12988
MPP-EasyLogic™ H Duty Can 3Ph 50Hz 525V	27.5		MEHVCPDY275A52	14352
MPP-EasyLogic™ H Duty Can 3Ph 50Hz 525V	30.6		MEHVCPDY306A52	15969
MPP-EasyLogic™ H Duty Can 3Ph 50Hz 525V	33.1		MEHVCPDY331A52	17259



VarPlus Box Xtreme

Built to perform in Xtreme conditions

- Designed for 60°C, offers upto 60% more life than products designed at 55°C
- Tested to perform upto 150,000 hrs life in standard operating conditions
- Xtreme inrush withstand of upto 350 x In
- Designed to work in Xtreme environments



se.com/in

Power Factor Correction Products



VarPlus Can

- **Performance:** High performance and flexibility
- **Offer configuration:** Available in three configurations as FastOn, Clampbite and Stud Offer
- **Product range:** 1-50 kvar from 440V-525V
- **Product compliance:** IEC 60831 Part 1-2014 and 2 -2014 compliant, **BIS Certified**, CE, CQC, UL, ASTA, Rohs and Green Premium
- **Type tested:** From LCIE France and ASTA Intertek
- **Temperature class:** Class D (+55°C for VarPlus Can)
- **Reliability:** Self healing, unique 3-phase disconnection mechanism with pressure sensitive disconnection (PSD)
- **Safety:** Tamper-proof discharge resistor, IP20 for FastOn and Clampbite offer
- **Robust design:** Al Can for casing, hermetically sealed, resin as coolant - better than gas
- **Enhanced life:** 130K hours with better current handling capacity due to wave cut films with slope metalization

Can (Cylindrical) Type 440V Capacitors

Description	kVAr Rating	Minimum Ordering Quantity (No.)	Reference	Unit MRP
EasyCan (S Duty) 440V Range				
MPP - Standard Duty Can 3Ph 2kVAr 440V 50Hz	2	3	MEHVCS DY020A44	1063
MPP - Standard Duty Can 3Ph 3kVAr 440V 50Hz	3	3	MEHVCS DY030A44	1595
MPP - Standard Duty Can 3Ph 4kVAr 440V 50Hz	4	3	MEHVCS DY040A44	2127
MPP - Standard Duty Can 3Ph 5kVAr 440V 50Hz	5	3	MEHVCS DY050A44	2177
MPP - Standard Duty Can 3Ph 7.5kVAr 440V 50Hz	7.5	3	MEHVCS DY075A44	3046
MPP - Standard Duty Can 3Ph 10kVAr 440V 50Hz	10	1	MEHVCS DY100A44	3560
MPP - Standard Duty Can 3Ph 15kVAr 440V 50Hz	15	1	MEHVCS DY150A44	5333
MPP - Standard Duty Can 3Ph 20kVAr 440V 50Hz	20	1	MEHVCS DY200A44	7112
MPP - Standard Duty Can 3Ph 25kVAr 440V 50Hz	25	1	MEHVCS DY250A44	8892
VarPlus Can (H Duty) 440V Range				
MPP - Heavy Duty Can 3Ph 1kVAr 440V 50Hz	1	3	MEHVCHDY010A44	951
MPP - Heavy Duty Can 3Ph 2kVAr 440V 50Hz	2	3	MEHVCHDY020A44	1491
MPP - Heavy Duty Can 3Ph 3kVAr 440V 50Hz	3	3	MEHVCHDY030A44	2239
MPP - Heavy Duty Can 3Ph 4kVAr 440V 50Hz	4	3	MEHVCHDY040A44	2982
MPP - Heavy Duty Can 3Ph 5kVAr 440V 50Hz	5	3	MEHVCHDY050A44	3096
MPP - Heavy Duty Can 3Ph 7.5kVAr 440V 50Hz	7.5	3	MEHVCHDY075A44	4538
MPP - Heavy Duty Can 3Ph 10kVAr 440V 50Hz	10	1	MEHVCHDY100A44	5648
MPP - Heavy Duty Can 3Ph 12.5kVAr 440V 50Hz	12.5	1	MEHVCHDY125A44	7094
MPP - Heavy Duty Can 3Ph 15kVAr 440V 50Hz	15	1	MEHVCHDY150A44	8469
MPP - Heavy Duty Can 3Ph 20kVAr 440V 50Hz	20	1	MEHVCHDY200A44	11295
MPP - Heavy Duty Can 3Ph 25kVAr 440V 50Hz	25	1	MEHVCHDY250A44	14117
MPP - Heavy Duty Can 3Ph 30kVAr 440V 50Hz	30	1	MEHVCHDY300A44	17020
MPP - Heavy Duty Can 3Ph 40kVAr 440V 50Hz(Single unit with IP00)	40	1	MEHVCHDY400A44	22108
MPP - Heavy Duty Can 3Ph 50kVAr 440V 50Hz(Single unit with IP00)	50	1	MEHVCHDY500A44	27507
VarPlus Can (GH Duty) 440V Range				
MPP - Standard Duty Can 3Ph 1kVAr 440V 50Hz	5	3	MEHVCGSF050A44	3134
MPP - Standard Duty Can 3Ph 2kVAr 440V 50Hz	7.5	3	MEHVCGSF075A44	4697
MPP - Standard Duty Can 3Ph 3kVAr 440V 50Hz	10	3	MEHVCGSF100A44	5793
MPP - Standard Duty Can 3Ph 4kVAr 440V 50Hz	12.5	3	MEHVCGSF125A44	7238
MPP - Standard Duty Can 3Ph 5kVAr 440V 50Hz	15	3	MEHVCGSF150A44	8682
MPP - Standard Duty Can 3Ph 7.5kVAr 440V 50Hz	20	3	MEHVCGSF200A44	11567
MPP - Standard Duty Can 3Ph 10kVAr 440V 50Hz	25	1	MEHVCGSF250A44	14474
MPP - Standard Duty Can 3Ph 20kVAr 440V 50Hz	50	1	MEHVCGSF500A44	28088

Power Factor Correction Products



VarPlus Box

- **Performance:** High performance and flexibility
- **Product range:** 5-50 kvar from 440V-525V
- **Product compliance:** IEC 60831 Part 1-2014 and 2 -2014 compliant, **BIS Certified**, CE, CQC, UL, ASTA, Rohs and Green Premium
- **Type tested:** From LCIE France and ASTA Intertek
- **Temperature class:** +50°C for VarPlus Box APP, Class D (60°C for VarPlus Xtreme Box, 70°C for MD-XL)
- **Reliability:** Self healing, unique 3-phase disconnection mechanism with pressure sensitive disconnection (PSD)
- **Robust design:** Steel enclosure, resin as coolant - better than gas
- **Enhanced life:** 150K hours with better current handling capacity due to wave cut films with slope metalization

Box (Square) Type 440V Capacitors

Description	kVAr Rating	Minimum Ordering Quantity (No.)	Reference	Unit MRP [₹]
VarPlus Box Xtreme H Duty 440V Range				
MPP - Xtreme Heavy Duty Box 3Ph 5kVAr 440V 50Hz	5	1	MEHVBHDY050A44 <input checked="" type="checkbox"/>	3995
MPP - Xtreme Heavy Duty Box 3Ph 7.5kVAr 440V 50Hz	7.5	1	MEHVBHDY075A44	5988
MPP - Xtreme Heavy Duty Box 3Ph 10kVAr 440V 50Hz	10	1	MEHVBHDY100A44 <input checked="" type="checkbox"/>	6852
MPP - Xtreme Heavy Duty Box 3Ph 12.5kVAr 440V 50Hz	12.5	1	MEHVBHDY125A44	8537
MPP - Xtreme Heavy Duty Box 3Ph 15kVAr 440V 50Hz	15	1	MEHVBHDY150A44 <input checked="" type="checkbox"/>	10245
MPP - Xtreme Heavy Duty Box 3Ph 20kVAr 440V 50Hz	20	1	MEHVBHDY200A44 <input checked="" type="checkbox"/>	13723
MPP - Xtreme Heavy Duty Box 3Ph 25kVAr 440V 50Hz	25	1	MEHVBHDY250A44	17155
VarPlus Box APP 440V Range				
APP - Box 3Ph 5kVAr 440V 50Hz	5	1	MEHVBAPP050A44	5544
APP - Box 3Ph 10kVAr 440V 50Hz	10	1	MEHVBAPP100A44	9728
APP - Box 3Ph 15kVAr 440V 50Hz	15	1	MEHVBAPP150A44	14597
APP - Box 3Ph 20kVAr 440V 50Hz	20	1	MEHVBAPP200A44	19463
APP - Box 3Ph 25kVAr 440V 50Hz	25	1	MEHVBAPP250A44	24330
APP - Box 3Ph 30kVAr 440V 50Hz	30	1	MEHVBAPP300A44	29246

Power Factor Correction Products



Detuned Filter Application Capacitors

Description	kVAr Rating	Minimum Ordering Quantity (No.)	Reference	Unit MRP
* Capacitors for 7%/5.7% , 440V Detuned Filter Application				
VarPlus Can (H Duty) 480V Range				
MPP - Heavy Duty Can 3Ph 5.6kVAr 480V 50Hz	5.6	1	MEHVCHDY056A48 <input checked="" type="checkbox"/>	3386
MPP - Heavy Duty Can 3Ph 11.3kVAr 480V 50Hz	11.3	1	MEHVCHDY113A48 <input checked="" type="checkbox"/>	6404
MPP - Heavy Duty Can 3Ph 12.5kVAr 480V 50Hz	12.5	1	MEHVCHDY125A48	7085
MPP - Heavy Duty Can 3Ph 14.4kVAr 480V 50Hz	14.4	1	MEHVCHDY144A48	8169
MPP - Heavy Duty Can 3Ph 15.5kVAr 480V 50Hz	15.5	1	MEHVCHDY155A48	8792
MPP - Heavy Duty Can 3Ph 17kVAr 480V 50Hz	17	1	MEHVCHDY170A48 <input checked="" type="checkbox"/>	9646
MPP - Heavy Duty Can 3Ph 22.4kVAr 480V 50Hz	22.4	1	MEHVCHDY224A48 <input checked="" type="checkbox"/>	12708
MPP - Heavy Duty Can 3Ph 25kVAr 480V 50Hz	25	1	MEHVCHDY250A48 <input checked="" type="checkbox"/>	14185
MPP - Heavy Duty Can 3Ph 28.1kVAr 480V 50Hz	28.1	1	MEHVCHDY281A48 <input checked="" type="checkbox"/>	15852
MPP - Heavy Duty Can 3Ph 31.5kVAr 480V 50Hz	31.5	1	MEHVCHDY315A48 <input checked="" type="checkbox"/>	17856
VarPlus Can (GH Duty) 480V Range				
MPP - GasHeavy Duty Can 3Ph 11.3kVAr 480V 50Hz	11.3	1	MEHVCGSF113A48 <input checked="" type="checkbox"/>	6539
MPP - GasHeavy Duty Can 3Ph 12.5kVAr 480V 50Hz	12.5	1	MEHVCGSF125A48	7232
MPP - GasHeavy Duty Can 3Ph 15.5kVAr 480V 50Hz	15.5	1	MEHVCGSF155A48	8970
MPP - GasHeavy Duty Can 3Ph 22.4kVAr 480V 50Hz	22.4	1	MEHVCGSF224A48 <input checked="" type="checkbox"/>	12961
MPP - GasHeavy Duty Can 3Ph 25kVAr 480V 50Hz	25	1	MEHVCGSF250A48 <input checked="" type="checkbox"/>	14465
MPP - GasHeavy Duty Can 3Ph 28.1kVAr 480V 50Hz	28.1	1	MEHVCGSF281A48 <input checked="" type="checkbox"/>	16320
MPP - GasHeavy Duty Can 3Ph 31.5kVAr 480V 50Hz	31.5	1	MEHVCGSF315A48 <input checked="" type="checkbox"/>	18295
VarPlus Box Xtreme H Duty 480V Range				
MPP - Xtreme Heavy Duty Box 3Ph 5.6kVAr 480V 50Hz	5.6	1	MEHVBHDY056A48	4472
MPP - Xtreme Heavy Duty Box 3Ph 25kVAr 480V 50Hz	25	1	MEHVBHDY250A48 <input checked="" type="checkbox"/>	17007
MPP - Xtreme Heavy Duty Box 3Ph 28.1kVAr 480V 50Hz	28.1	1	MEHVBHDY281A48 <input checked="" type="checkbox"/>	19205
MPP - Xtreme Heavy Duty Box 3Ph 31.5kVAr 480V 50Hz	31.5	1	MEHVBHDY315A48	21422

* Refer to Selection chart for Reactors & Capacitors available on page 16

NORMAL STOCK ITEMS

W.E.F. January 17th, 2024

Power Factor Correction Products



Detuned Filter Application Capacitors


Description	kVAr Rating	Minimum Ordering Quantity (No.)	Reference	Unit MRP
VarPlus Box APP 480V Range				
APP - Box 3Ph 5.6kVAr 480V 50Hz	5.6	1	MEHVBAPP056A48 <input checked="" type="checkbox"/>	6202
APP - Box 3Ph 11.3kVAr 480V 50Hz	11.3	1	MEHVBAPP113A48 <input checked="" type="checkbox"/>	11012
APP - Box 3Ph 14.4kVAr 480V 50Hz	14.4	1	MEHVBAPP144A48	14033
APP - Box 3Ph 22.4kVAr 480V 50Hz	22.4	1	MEHVBAPP224A48 <input checked="" type="checkbox"/>	21855
APP - Box 3Ph 25kVAr 480V 50Hz	25	1	MEHVBAPP250A48	24334
APP - Box 3Ph 28.1kVAr 480V 50Hz	28.1	1	MEHVBAPP281A48 <input checked="" type="checkbox"/>	27348
APP - Box 3Ph 31.5kVAr 480V 50Hz	31.5	1	MEHVBAPP315A48	30660
* Capacitors for 7%/ 5.7%/ 14%, 440V Filter Application				
VarPlus Can (H Duty) 525V Range				
MPP - Heavy Duty Can 3Ph 6.9kVAr 525V 50Hz	6.9	1	MEHVCHDY069A52 <input checked="" type="checkbox"/>	4177
MPP - Heavy Duty Can 3Ph 12.5kVAr 525V 50Hz	12.5	1	MEHVCHDY125A52 <input checked="" type="checkbox"/>	7089
MPP - Heavy Duty Can 3Ph 13.8kVAr 525V 50Hz	13.8	1	MEHVCHDY138A52 <input checked="" type="checkbox"/>	7827
MPP - Heavy Duty Can 3Ph 15.4kVAr 525V 50Hz	15.4	1	MEHVCHDY154A52 <input checked="" type="checkbox"/>	8732
MPP - Heavy Duty Can 3Ph 20.6kVAr 525V 50Hz	20.6	1	MEHVCHDY206A52 <input checked="" type="checkbox"/>	11681
MPP - Heavy Duty Can 3Ph 25kVAr 525V 50Hz	25	1	MEHVCHDY250A52 <input checked="" type="checkbox"/>	14117
MPP - Heavy Duty Can 3Ph 27.5kVAr 525V 50Hz	27.5	1	MEHVCHDY275A52	15601
MPP - Heavy Duty Can 3Ph 30.6kVAr 525V 50Hz	30.6	1	MEHVCHDY306A52 <input checked="" type="checkbox"/>	17357
MPP - Heavy Duty Can 3Ph 33.1kVAr 525V 50Hz	33.1	1	MEHVCHDY331A52 <input checked="" type="checkbox"/>	18759
MPP - Heavy Duty Can 3Ph 37.7kVAr 525V 50Hz	37.7	1	MEHVCHDY377A52 <input checked="" type="checkbox"/>	21364
VarPlus Can (GH Duty) 525V Range				
MPP - GasHeavy Duty Can 3Ph 6.9kVAr 525V 50Hz	6.9	1	MEHVCGSF069A52	4334
MPP - GasHeavy Duty Can 3Ph 12.5kVAr 525V 50Hz	12.5	1	MEHVCGSF125A52	7257
MPP - GasHeavy Duty Can 3Ph 25kVAr 525V 50Hz	25	1	MEHVCGSF250A52	14515
MPP - GasHeavy Duty Can 3Ph 27.5kVAr 525V 50Hz	27.5	1	MEHVCGSF275A52	15982
MPP - GasHeavy Duty Can 3Ph 30.6kVAr 525V 50Hz	30.6	1	MEHVCGSF306A52 <input checked="" type="checkbox"/>	17779
MPP - GasHeavy Duty Can 3Ph 33.1kVAr 525V 50Hz	33.1	1	MEHVCGSF331A52	19234
MPP - GasHeavy Duty Can 3Ph 37.7kVAr 525V 50Hz	37.7	1	MEHVCGSF377A52	21861

* Refer to Selection chart for Reactors & Capacitors available on page 16


Power Factor Correction Products



Detuned Filter Application Capacitors

Description	kVAr Rating	Minimum Ordering Quantity (No.)	Reference	Unit MRP 
VarPlus Box Xtreme H Duty 525V Range				
MPP - Xtreme Heavy Duty Box 3Ph 25kVAr 525V 50Hz	25	1	MEHVBHDY250A52	17071
MPP - Xtreme Heavy Duty Box 3Ph 33.1kVAr 525V 50Hz	33.1	1	MEHVBHDY331A52	22704
VarPlus Box APP 525V Range				
APP - Box 3Ph 12.5kVAr 525V 50Hz	12.5	1	MEHVBAPP125A52	12165
APP - Box 3Ph 13.8kVAr 525V 50Hz	13.8	1	MEHVBAPP138A52	13425
APP - Box 3Ph 20.6kVAr 525V 50Hz	20.6	1	MEHVBAPP206A52	20051
APP - Box 3Ph 25kVAr 525V 50Hz	25	1	MEHVBAPP250A52	24336
APP - Box 3Ph 27.5kVAr 525V 50Hz	27.5	1	MEHVBAPP275A52	26769
APP - Box 3Ph 30.6kVAr 525V 50Hz	30.6	1	MEHVBAPP306A52	29799
APP - Box 3Ph 33.1kVAr 525V 50Hz	33.1	1	MEHVBAPP331A52	32216
APP - Box 3Ph 37.7kVAr 525V 50Hz	37.7	1	MEHVBAPP377A52	36712

Refer to Selection chart for Reactors & Capacitors available on page 16

 NORMAL STOCK ITEMS

W.E.F. January 17th, 2024



VarPlus MAX Detuned Reactors

MAXimize Efficiency
MAXimize Savings



PFC - Detuned Reactors



VarPlus Max Detuned Reactor

- **Performance:** Designed to operate at a stringent harmonic spectrum as per IEEE 519
- **Offer configuration:** 6.5 - 100 kvar, 440V
- **Product range:** Single footprint from 6.5 - 100 kvar
- **Product compliance:** Compliant to IEC 60076-6
- **Type tested:** Certified by CPRI
- **Temperature class:** Class H for insulation $\leq 180^{\circ}\text{C}$
- **Reliability:** Conductor design, designed as per maximum permissible current (I_{mp})
- **Safety:** Built-in thermal protection

Detuned Reactor 440V Range

Description	kVAr Rating	Minimum Ordering Quantity (No.)	Reference	Unit MRP
VarPlus MAX Detuned Reactor 5.7%, 440V Range				
VarPlus MAX AL Detuned reactor 20 kVAr 440V 5.7 % 50Hz	20	1	LVR05200A44LO	31829
VarPlus MAX AL Detuned reactor 25 kVAr 440V 5.7 % 50Hz	25	1	LVR05250A44LO	32890
VarPlus MAX AL Detuned reactor 50 kVAr 440V 5.7 % 50Hz	50	1	LVR05500A44LO	49210
VarPlus MAX AL Detuned reactor 100 kVAr 440V 5.7 % 50Hz	100	1	LVR05X00A44LO	98386
VarPlus MAX Detuned Reactor 7%, 440V Range				
VarPlus MAX AL Detuned reactor 5 kVAr 440V 7% 50Hz	5	1	LVR07050A44LO <input checked="" type="checkbox"/>	14297
VarPlus MAX AL Detuned reactor 10 kVAr 440V 7% 50Hz	10	1	LVR07100A44LO <input checked="" type="checkbox"/>	20662
VarPlus MAX AL Detuned reactor 12.5 kVAr 440V 7% 50Hz	12.5	1	LVR07125A44LO <input checked="" type="checkbox"/>	23627
VarPlus MAX AL Detuned reactor 15 kVAr 440V 7% 50Hz	15	1	LVR07150A44LO <input checked="" type="checkbox"/>	25053
VarPlus MAX AL Detuned reactor 20 kVAr 440V 7% 50Hz	20	1	LVR07200A44LO <input checked="" type="checkbox"/>	26593
VarPlus MAX AL Detuned reactor 25 kVAr 440V 7% 50H	25	1	LVR07250A44LO <input checked="" type="checkbox"/>	26602
VarPlus MAX AL Detuned reactor 50 kVAr 440V 7% 50Hz	50	1	LVR07500A44LO <input checked="" type="checkbox"/>	41081
VarPlus MAX AL Detuned reactor 75 kVAr 440V 7% 50Hz	75	1	LVR07750A44LO <input checked="" type="checkbox"/>	64074
VarPlus MAX AL Detuned reactor 100 kVAr 440V 7% 50Hz	100	1	LVR07X00A44LO <input checked="" type="checkbox"/>	82994
VarPlus MAX Detuned Reactor 14%, 440V Range				
VarPlus MAX AL Detuned reactor 10 kVAr 440V 14 % 50Hz	10	1	LVR14100A44LO	22198
VarPlus MAX AL Detuned reactor 15 kVAr 440V 14 % 50Hz	15	1	LVR14150A44LO	32396
VarPlus MAX AL Detuned reactor 25 kVAr 440V 14 % 50Hz	25	1	LVR14250A44LO <input checked="" type="checkbox"/>	40680
VarPlus MAX AL Detuned reactor 50 kVAr 440V 14 % 50Hz	50	1	LVR14500A44LO <input checked="" type="checkbox"/>	67852
VarPlus MAX AL Detuned reactor 100 kVAr 440V 14 % 50Hz	100	1	LVR14X00A44LO	140316



Introducing VarPlus MAX Copper Wound Reactors



se.com/in


Copper Wound Detuned Reactor



VarPlus Max Copper Detuned Reactors

- **MAXimize your selection**
 - Wide range available in Copper windings.
- **MAXimize your OPEX optimization**
 - Up to 30% lower losses to reduce your OPEX
- **MAXimize your thermal efficiency**
 - Up to 20% lower working temperatures
- **MAXimize your operational efficiency**
 - Design current up to 1.3 x Rated Current
 - Saturation current limit up to 2.0 x Rated Current
 - Designed for Harsh environments (Maximum voltage harmonic limit up to 9%)

Copper Wound Detuned Reactor 440V Range

Description	kVAr Rating	Minimum Ordering Quantity (No.)	Reference	Unit MRP 
Varplus Copper Detuned Reactor 7%, 440V Range				
Detuned Reactor CU 5kVAr 440V 7% 50Hz	5	1	LVR07050A44CU	17415
Detuned Reactor CU 10kVAr 440V 7% 50Hz	10	1	LVR07100A44CU	28454
Detuned Reactor CU 12.5kVAr 440V 7% 50Hz	12.5	1	LVR07125A44CU	30259
Detuned Reactor CU 15kVAr 440V 7% 50Hz	15	1	LVR07150A44CU	34499
Detuned Reactor CU 20kVAr 440V 7% 50Hz	20	1	LVR07200A44CU	36620
Detuned Reactor CU 25kVAr 440V 7% 50Hz	25	1	LVR07250A44CU	42216
Detuned Reactor CU 50kVAr 440V 7% 50Hz	50	1	LVR07500A44CU	71800
Detuned Reactor CU 100kVAr 440V 7% 50Hz	100	1	LVR07X00A44CU	131865
Varplus Copper Detuned Reactor 14%, 440V Range				
Detuned Reactor CU 10kVAr 440V 14% 50Hz	10	1	LVR14100A44CU	34758
Detuned Reactor CU 25kVAr 440V 14% 50Hz	25	1	LVR14250A44CU	67615
Detuned Reactor CU 50kVAr 440V 14% 50Hz	50	1	LVR14500A44CU	112783



VarPlus Logic APFC relay




- Automatic Initialization & sequence detection
- Measurement of Step kVAr & THDv up to 19th
- RS485 port as default feature
- 4 Quadrant measurement
- Dual Cos phi settings for two source operation

se.com/in

Power Factor Correction Products



APFC Relays

Description	No. of Step	Minimum Ordering Quantity (No.)	Reference	Unit MRP 
Varlogic APFC Relays - Classic Range				
RT6, 6 step, 440V, 5A	6	1	51207	20782
RT8, 8 step, 440V, 5A	8	1	51209	26936
RT12, 12 step, 440V, 5A	12	1	51213	31251
VarPlus Logic APFC Relays - Advanced Range				
VPL06, 6 step LCD Display , 90V - 550V 50/60Hz 1A/5A with RS485	6	1	VPL06N <input checked="" type="checkbox"/>	46295
VPL12, 12 step LCD Display , 90V - 550V 50/60Hz 1A/5A with RS485	12	1	VPL12N <input checked="" type="checkbox"/>	49988



PowerLogic™ PCS+ Erstwhile Accusine™ PCS+

- All in one: Harmonics, PF, Load unbalance, Flicker
- Fully selectable from 2nd to 51st order of harmonics
- Flexible CT connection: Load side/ source side
- Suitable to work in Harsh environment including marine application
- Product Certification & Design references: IEC 61439-1, UL (UL508), CE Certified, ABS
- Fastest control response time of 25Micro second
- Connectable to power management software (EcoStruxure PME) - real time performance and temperature monitoring

Industry segment



Heavy Industry

Oil & Gas (on/off shore)

Marine

Water Wastewater

Processing plants

Mining

Infrastructure & Building segment



Airport

HVAC

Healthcare

se.com/in



PowerLogic™ PCSn Erstwhile Accu sine™ PCS+



Discover the new PowerLogic™ PCSn

Your 3-phase + neutral active harmonic filter
Clean up your current

- Units design to work in high ambient temp up to 50 Deg C
- 3 Level IGBT to meet tough target requirements from Utilities
- 3-in-1 Harmonic Correction, PF improvement, Main current balancing
- Connectable to power management software (EcoStruxure PME) - real time performance and temperature monitoring
- Also available in rack module

Building segment



Heavy Industry



Retail space



Healthcare



Hotel & Casino



Life sciences & University



Datacenter Cloud Farm

Industry segment



Light Industry



Food & Beverage

se.com/in

Active Harmonic Filtering Solutions

PowerLogic™ PCS+



- 3 Ph, 3 wire connection
- From 208V to 690V supply
- Parallel connection up to 10 units
- Harmonic cancellation spectrum from 2nd to 51st order of current harmonics
- Load balancing of source current
- DPF correction
- Can be used with PF capacitors as Hybrid VAR compensation (HVC) system

PowerLogic™ PCS+

Description	Amperage	Minimum Ordering Quantity (No.)	Reference	Unit MRP
PowerLogic™ PCS+				
PowerLogic™ PCS+ 60A 380V- 480V 50- 60Hz IP00	60	1	PCSP060D5IP00	On Request
PowerLogic™ PCS+ 120A 380V - 480V 50- 60Hz IP00	120	1	PCSP120D5IP00	On Request
PowerLogic™ PCS+ 200A 380V- 480V 50- 60Hz IP00	200	1	PCSP200D5IP00	On Request
PowerLogic™ PCS+ 300A 380V- 480V 50- 60Hz IP00	300	1	PCSP300D5IP00	On Request
PowerLogic™ PCS+ 60A 380V- 480V 50- 60Hz IP31	60	1	PCSP060D5IP31	On Request
PowerLogic™ PCS+ 120A 380V - 480V 50- 60Hz IP31	120	1	PCSP120D5IP31	On Request
PowerLogic™ PCS+ 200A 380V- 480V 50- 60Hz IP31	200	1	PCSP200D5IP31	On Request
PowerLogic™ PCS+ 300A 380V- 480V 50- 60Hz IP31	300	1	PCSP300D5IP31	On Request
PowerLogic™ PCS+ 60A 380V-480V 50- 60Hz IP54	60	1	PCSP060D5IP54	On Request
PowerLogic™ PCS+ 120A 380V-480V 50- 60Hz IP54	120	1	PCSP120D5IP54	On Request
PowerLogic™ PCS+ 200A 380V- 480V 50- 60Hz IP54	200	1	PCSP200D5IP54	On Request
PowerLogic™ PCS+ 300A 380V- 480V 50- 60Hz IP54	300	1	PCSP300D5IP54	On Request

Note: Active Harmonic Filter prices On Request

PowerLogic™ PCSn



Clean up your current

- Units design to work in high ambient temp up to 50 Deg C
- 3 Level IGBT to meet tough target requirements from Utilities
- 3-in-1 Harmonic Correction, PF improvement, Main current balancing
- 3 Phase neutral compensation

PowerLogic™ PCSn

Description	Amperage	Minimum Ordering Quantity (No.)	Reference	Unit MRP
PowerLogic™ PCSn				
PowerLogic™ PCSn 30A 208-415Vac 3ph+N chassis IP00	30	1	PCSN030Y4CH00	On Request
PowerLogic™ PCSn 60A 208-415Vac 3ph+N chassis IP00	60	1	PCSN060Y4CH00	On Request
PowerLogic™ PCSn 30A 208-415Vac 3ph+N wall mount IP20	30	1	PCSN030Y4W20	On Request
PowerLogic™ PCSn 60A 208-415Vac 3ph+N wall mount IP20	60	1	PCSN060Y4W20	On Request
PowerLogic™ PCSn 30A 208-415Vac 3ph+N rack mount 19"	30	1	PCSN030Y4R19	On Request
PowerLogic™ PCSn 60A 208-415Vac 3ph+N rack mount 19"	60	1	PCSN060Y4R19	On Request

Note: Active Harmonic Filter prices On Request



PowerLogic™ EVC+

Step less electronic VAR compensation

- Stepless power factor correction
- Reduce current harmonics
- Designed for fast changing loads
- Product Certification & Design references: IEC 61439-1, (UL508), CE Certified, ABS
- Robust design: Design for 50degree C without derating
- Connectable to power management software (EcoStruxure PME)- real time performance and temperature monitoring



Building segment



Heavy Industry



Retail space



Healthcare



Hotel & Casino



Life sciences & University



Datacenter Cloud Farm

Industry segment



Light Industry



Food & Beverage

se.com/in



EasyLogic™ APF

• Compact • Economical • Scalable

- Stepless power factor correction
- Reduce current harmonics
- Correct network imbalance
- Designed for fast changing loads
- Fully certified
- Robust design: Design for 50degree C without derating
- Connectable to power management software (EcoStruxure PME) - real time performance and temperature monitoring



Building segment



Industry segment



se.com/in

Active Harmonic Filtering Solutions

PowerLogic™ EVC+



- Withstand up to +50°C without derating
- QR code for quick access to supporting field documentation and digital logbook
- Connectivity-ready , Cybersecure , Seismically tested to 2.47g ,Built-in EMC filter
- USB communications port
 - Firmware upgrades • Download commissioning report, diagnostic files
- Available with IP00, IP20 and IP31

PowerLogic EVC+

Description	Amperage	Minimum Ordering Quantity (No.)	Reference	Unit MRP [₹]
PowerLogic™ EVC+ New				
PowerLogic™ EVC+ 100kVAR 208-480V IP00 chassis _Marine	100	1	EVCM100D5CH00	On Request
PowerLogic™ EVC+ 100kVAR 208-480V IP21_Marine	100	1	EVCM100D5W21	On Request
PowerLogic™ EVC+ 75kVAR 208-480V IP00 chassis	75	1	EVCP075D5CH00	On Request
PowerLogic™ EVC+ 75kVAR 208-480V IP20	75	1	EVCP075D5W20	On Request
PowerLogic™ EVC+ 75kVAR 208-480V IP31 WM	75	1	EVCP075D5W31	On Request
PowerLogic™ EVC+ 100kVAR 208-480V IP00	100	1	EVCP100D5CH00	On Request
PowerLogic™ EVC+ 100kVAR 208-480V IP20 WM	100	1	EVCP100D5W20	On Request
PowerLogic™ EVC+ 100kVAR 208-480V IP31 WM	100	1	EVCP100D5W31	On Request

Note: Active Harmonic Filter prices On Request

EasyLogic™ APF



- 3 Ph, 4 wire connection
- Parallel connection up to 8 units
- Load balancing of source current
- DPF correction
- Can be used with PF capacitors as Hybrid VAR compensation (HVC) system

EasyLogic™ APF

Description	Amperage	Minimum Ordering Quantity (No.)	Reference	Unit MRP [₹]
EasyLogic™ APF New				
EasyLogic™ APF 50A 400V wall mount IP20	50	1	EZAPF05044W20	On Request
EasyLogic™ APF 100A 400V wall mount IP20	100	1	EZAPF10044W20	On Request
EasyLogic™ APF 150A 400V wall mount IP20	150	1	EZAPF15044W20	On Request
EasyLogic™ APF 50A 400V wall mount IP31	50	1	EZAPF05044W31	On Request
EasyLogic™ APF 100A 400V wall mount IP31	100	1	EZAPF10044W31	On Request
EasyLogic™ APF 150A 400V wall mount IP31	150	1	EZAPF15044W31	On Request
EasyLogic™ APF 50A 400V rack mount IP20	50	1	EZAPF05044R20	On Request
EasyLogic™ APF 100A 400V rack mount IP20	100	1	EZAPF10044R20	On Request
EasyLogic™ APF 150A 400V rack mount IP20	150	1	EZAPF15044R20	On Request
EasyLogic™ APF 7" HMI for rack and wall mount	-	1	EZAPF070HMI	On Request

Note: Active Harmonic Filter prices On Request



Digitize your power factor correction

PowerLogic™ PFC Capacitor Bank

Every electrical network can benefit from power factor correction. It's the fastest way to save money and improve energy efficiency.

An EcoStruxure™-ready PowerLogic™ PFC capacitor bank solution provides industry-leading diagnostics and IoT connectivity for superior performance monitoring and optimized maintenance.

Energy efficiency

- Lower utility bills by avoiding power factor penalties, lowering demand charges
- Unlock extra system capacity to expand and serve additional loads
- Increase equipment performance and lifespan with improved voltage
- Reduce CO2 emissions with improved power efficiency

Reliability and performance

- With smart controller, embedded environmental sensors and energy gateway server
- Notify when problems are detected or maintenance is needed
- Self-monitoring and ready to connect to any system

Built to the highest standards

- Save time and effort with easy capacitor bank configuration selection and installation
- Tested and certified according to IEC 61439-1 & 2 and IEC 61921
- Engineered for safety and advanced performance
- Robust enclosure system with heavy-duty capacitors and detuned reactors
- Optimized for remote monitoring and preventative maintenance



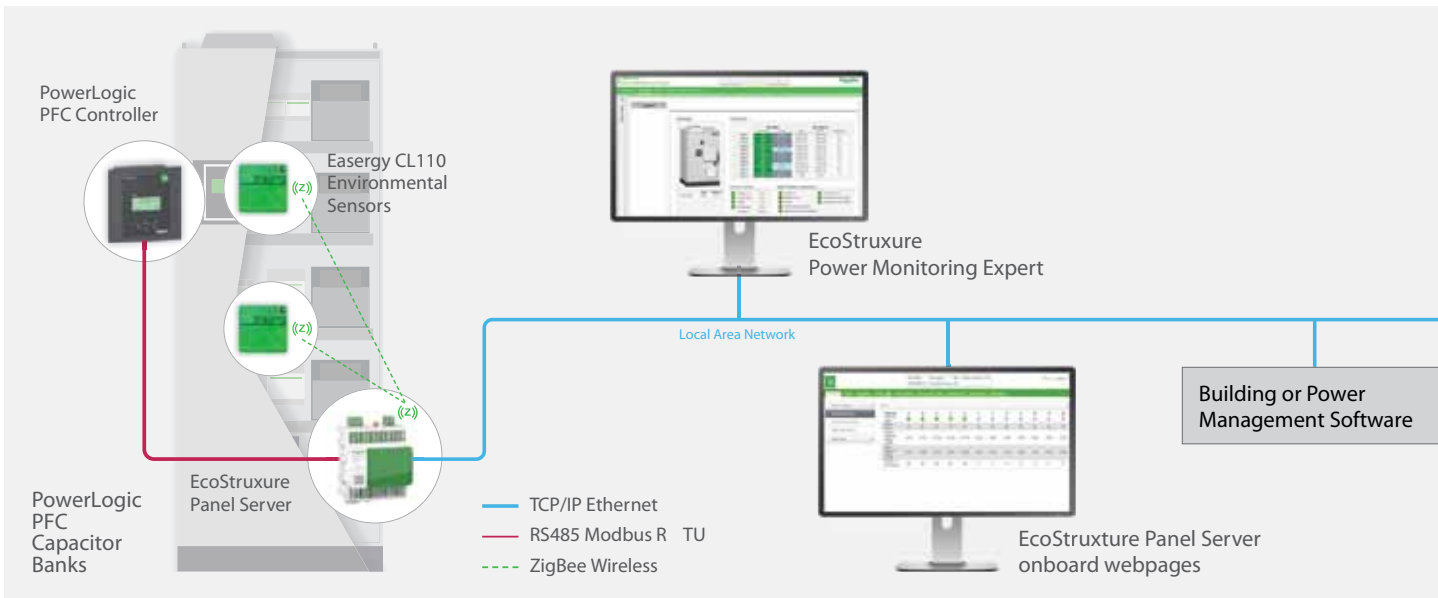
Remote power factor monitoring center

12 months
return on investment*

* Figures based on previous customer performance. Not a guarantee of performance in every case.

se.com/PowerLogicPFC

Gain operational intelligence with connected architectures



PowerLogic™ PFC Controller

- Intelligent capacitor bank controller manages reactive power levels
- Provides real-time measurements for voltage, current, power factor, power, THD and individual harmonics up to 19th harmonic
- Built-in temperature sensor with fan control
- Provides alarms for over/under voltage, low/high current, under/over compensation alarms, faulty step alarm with step number, individual step derating of capacitor indicator, total harmonic distortion alarm at 7% THDv



Smart environmental sensors (Optional Feature)

- Wireless environmental sensor measures surface temperature in contact (Tc) and humidity (RH)
- Two CL110, fixed in predefined locations in the Capacitor Bank, are paired with Zigbee-equipped PAS800 to communicate temperature and humidity values



Efficient gateway server (Optional Feature)

- Collects condition-monitoring data and alarms from PowerLogic™ PFC controller via Modbus RTU communications
- Collects enclosure temperature and humidity data from Easergy CL110 environmental sensors via ZigBee wireless communications
- Provides power information, key operational indicators, and alarms directly via onboard webpages and to remote software systems via Modbus TCP communications
- Fully supported by EcoStruxure Power Monitoring Expert (v9.0+) software

Features	Architecture 1 (Edge - basic)	Architecture 2 (Edge - advanced)	Architecture 3 (Apps & analytics)
Web page	Embedded EcoStruxure Panel Server pages	PME web pages	-
Customized web report	-	In PME for VPL and CL110	-
Dashboard and report	Predefined in EcoStruxure Panel Server for VPL and CL110	Predefined in PME	-
Events and alarms	Predefined in EcoStruxure Panel Server web pages	Predefined dashboards in PME	-
Advanced reporting	-	Predefined dashboards in PME	-
Temperature & safety monitoring	Predefined in EcoStruxure Panel Server web pages	Predefined dashboards in PME	-

Power Factor Correction Equipment



Reliable

- Achieves Target set PF
- Reduces demand kVA
- > Eliminates PF Penalty
- Specify what exactly it means
- Fuel savings in DG

Safe

- > Burst proof capacitors
- Detuned Reactors- No Harmonic Amplification
- Minimum switching transient

Embedded Intelligence

- Auto start, Auto detection, Auto polarity check, Auto c/k
- Thermal intelligence
- Harmonic intelligence
- > Asset management and performance
- > PQ Disturbance detection (Optional)

Digitize

- Flexible to move to connected world
- Web page monitor facility through Schneider Gateway devices (Optional)
- > Seam less integration with PME, PSE

Quality of construction

- Compliance to and which Indian Standards
- > Stringent quality control measures
- > Best Engineering practices
- > Best thermal design for heat dissipation



ISO 9001 ISO 14001
ISO 50001



IGBC Green building Standards
Gold medal



IEC



RoHS
ROHS



REACH



Indian Standards

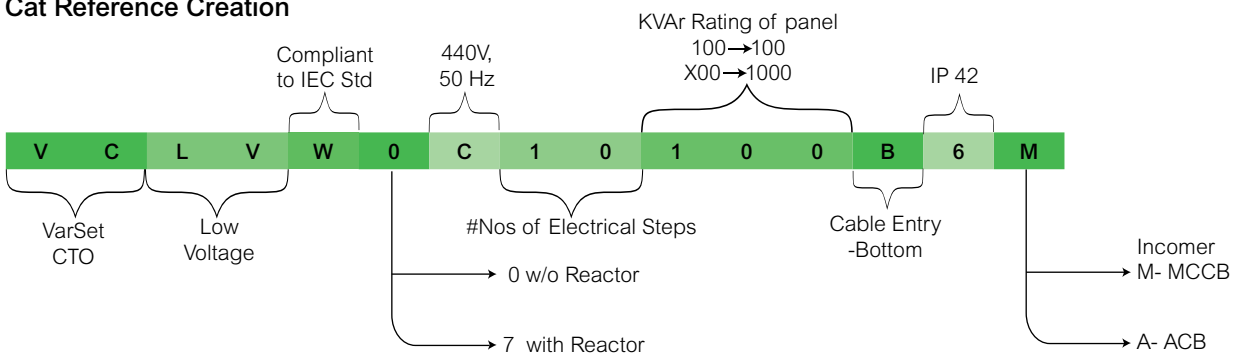
Power Factor Correction Equipment



VarSet LV APFC panels without reactors

Panel Ratings	Step Configuration in kVAr	Cat Reference No.	Dimensions (in mm) W x D x H	Unit MRP [₹]
APFC Ratings (kVAr)				
100	3x10kVAr + 1x20kVAr + 1x50kVAr	VCLVW0C10100B6M	800 x 800 x 2325	On Request
125	2x12.5kVAr + 2x25kVAr + 1x50kVAr	VCLVW0C10125B6M	800 x 800 x 2325	On Request
150	2x12.5kVAr + 1x25kVAr + 2x50kVAr	VCLVW0C12150B6M	800 x 800 x 2325	On Request
200	2x12.5kVAr + 1x25kVAr + 3x50kVAr	VCLVW0C16200B6M	800 x 800 x 2325	On Request
250	2x12.5kVAr + 1x25kVAr + 4x50kVAr	VCLVW0C20250B6M	1200 x 800 x 2325	On Request
300	2x12.5kVAr + 1x25kVAr + 5x50kVAr	VCLVW0C24300B6M	1200 x 800 x 2325	On Request
350	2x12.5kVAr + 1x25kVAr + 6x50kVAr	VCLVW0C28350B6M	1200 x 800 x 2325	On Request
400	2x25kVAr + 3x50kVAr + 2x100kVAr	VCLVW0C16400B6M	1200 x 800 x 2325	On Request
500	2x25kVAr + 3x50kVAr + 3x100kVAr	VCLVW0C20500B6M	1200 x 800 x 2325	On Request
APFC Ratings (kVAr)				
500	2x25kVAr + 3x50kVAr + 3x100kVAr	VCLVW0C20500B6A	1200 x 800 x 2325	On Request
600	2x25kVAr + 3x50kVAr + 4x100kVAr	VCLVW0C24600B6A	1400 x 800 x 2325	On Request
700	2x25kVAr + 3x50kVAr + 5x100kVAr	VCLVW0C28700B6A	1400 x 800 x 2325	On Request
750	2x25kVAr + 4x50kVAr + 5x100kVAr	VCLVW0C30750B6A	1400 x 800 x 2325	On Request
800	2x25kVAr + 3x50kVAr + 6x100kVAr	VCLVW0C32800B6A	2000 x 800 x 2325	On Request
900	2x25kVAr + 3x50kVAr + 7x100kVAr	VCLVW0C36900B6A	2000 x 800 x 2325	On Request
1000	2x25kVAr + 1x50kVAr + 9x100kVAr	VCLVW0C40X00B6A	2000 x 800 x 2325	On Request

Cat Reference Creation



Product offer: VarSet LV APFC panels with 7% / without Reactors Ratings = 100kVAr to 1000kVAr Capacitor = MPP HD Can 440/480V, with 3ph simultaneous PSD	General Features: System voltage = 440V Frequency = 50Hz Phase = 3 Design = Modular IP = IP42 Switching = Random	Incomer: Upto 350kVAr = MCCB, 36kA From 350 to 500kVAr = MCCB, 50kA From 500 to 1000kVAr = ACB, 65kA Step protection = MCCBs, 36kA	Switching: Capacitor duty Contactor - without Reactor design Power Contactors - with Reactor design
--	---	---	--

Power Factor Correction Equipment



Branch Protection: MCCB

- > **Branch Protection: MCCB**
 - Reduces thermal stresses on the electrical distribution network
 - Unique electrical fault trip indication (SDE)




Incomer: ACB/MCCB

- > **Incomer: ACB/MCCB**
 - No derating upto 55°C as per IEC-60947 Part 1 & 2
 - Fastest Breaking time <25ms



Capacitor: LV Shunt MPP FILM

- > **Capacitor: LV MPP film**
 - IEC 60831-1,2 Compliant
 - Unique Pressure sensitive disconnecter
 - Class D (+55degC)



Detuned Reactor: Cu Wound

- > **Detuned Reactor: Cu Wound**
 - Compliant to IEC 60076-6
 - Class H insulation (180 °C)
 - Inbuilt thermal protection



APFC Controller: Varlogic RT/VarPlus Logic VPL

- > **APFC Controller: Varlogic RT/VarPlus Logic VPL**
 - Most Intelligent PFC relay in market with 6, 8, 12 steps
 - Ready to communicate with dedicated RS485 port



VarSet LV APFC panels with 7% reactors

Panel Ratings	Step Configuration in kVAR	Cat Reference No.	Dimensions (in mm)W x D x H	Unit MRP [₹]
APFC Ratings (kVAR)				
100	3x10kVAR + 1x20kVAR + 1x50kVAR	VCLVW7C10100B6M	1200 x 800 x 2325	On Request
125	2x12.5kVAR + 2x25kVAR + 1x50kVAR	VCLVW7C10125B6M	1200 x 800 x 2325	On Request
150	2x12.5kVAR + 1x25kVAR + 2x50kVAR	VCLVW7C12150B6M	1200 x 800 x 2325	On Request
200	2x12.5kVAR + 1x25kVAR + 3x50kVAR	VCLVW7C16200B6M	1200 x 800 x 2325	On Request
250	2x12.5kVAR + 1x25kVAR + 4x50kVAR	VCLVW7C20250B6M	1800 x 800 x 2325	On Request
300	2x12.5kVAR + 1x25kVAR + 5x50kVAR	VCLVW7C24300B6M	1800 x 800 x 2325	On Request
350	2x12.5kVAR + 1x25kVAR + 6x50kVAR	VCLVW7C28350B6M	1800 x 800 x 2325	On Request
400	2x25kVAR + 3x50kVAR + 2x100kVAR	VCLVW7C16400B6M	1800 x 800 x 2325	On Request
500	2x25kVAR + 3x50kVAR + 3x100kVAR	VCLVW7C20500B6M	1800 x 800 x 2325	On Request
APFC Ratings (kVAR)				
500	2x25kVAR + 3x50kVAR + 3x100kVAR	VCLVW7C20500B6A	1800 x 800 x 2325	On Request
600	2x25kVAR + 3x50kVAR + 4x100kVAR	VCLVW7C24600B6A	2200 x 800 x 2325	On Request
700	2x25kVAR + 3x50kVAR + 5x100kVAR	VCLVW7C28700B6A	2200 x 800 x 2325	On Request
750	2x25kVAR + 4x50kVAR + 5x100kVAR	VCLVW7C30750B6A	2200 x 800 x 2325	On Request
800	2x25kVAR + 3x50kVAR + 6x100kVAR	VCLVW7C32800B6A	3200 x 800 x 2325	On Request
900	2x25kVAR + 3x50kVAR + 7x100kVAR	VCLVW7C36900B6A	3200 x 800 x 2325	On Request
1000	2x25kVAR + 1x50kVAR + 9x100kVAR	VCLVW7C40X00B6A	3200 x 800 x 2325	On Request

Note:

VarSet prices will be On Request

☑ NORMAL STOCK ITEMS

W.E.F. January 17th, 2024

Life Is 

Schneider
 Electric

Schneider Electric India Pvt. Ltd.

Corporate Office: 9th Floor, DLF Building No. 10, Tower C, DLF Cyber City, Phase II, Gurugram 122002 Haryana
Tel.: ++91 124 6899000 Fax: ++91 124 4222036/037

Ahmedabad
Schneider Electric India (P) Ltd.
1506-1507, 15th Floor Shapth-5
Opp.Karnavati Club, SG Highway,
Ahmedabad, Gujarat - 380015
Tel.: 079-66826701

Coimbatore
Schneider Electric India (P) Ltd.
Hanudev Info Tech Park, 6th Floor
Unit No. Block-C, SF No. 558/2
Udalyampalayam Road, Nava India
Coimbatore - 641028

Lucknow
Schneider Electric India (P) Ltd.
Summit, Plot No. TCG 3/3
6th Floor, 604A/B/C, Vibhuti Khand
Gomti Nagar, Lucknow
Uttar Pradesh - 226010
Tel.: 0522-3500334

Nashik
Schneider Electric India (P) Ltd.
401, 4th Floor, Rishi Raj Towers
Jehan Circle, Gangapur Road
Nashik - 422013
Tel.: 0253-2344333

Bengaluru
Schneider Electric India (P) Ltd.
No. 3/1, JP Techno Park
Mezzanine Floor, Millers Tank Bund
Road, Vasanth Nagar
Bengaluru - 560052
Tel.: 080-71481351

Hyderabad
Schneider Electric India (P) Ltd.
D.No. 1-8-271, # 401, Ashoka
Bhoopal Chambers, SP Road
Secunderabad - 500003
Tel.: 040-67219500

Ludhiana
Schneider Electric India (P) Ltd.
SCO 23, 2nd Floor,
Chandigarh Road, Sector 32
Ludhiana, Punjab -141010
Tel.: 0161- 5203011

New Delhi
Schneider Electric India (P) Ltd.
C-56, Mayapuri Industrial Area, Phase-2
New Delhi - 110064
Tel.: 011-61317400

Bhubaneswar
Schneider Electric India (P) Ltd.
Workloop Co-Working in the property Of-
fice No. 316, Esplanade One Mall
Rasulgarh, Bhubaneswar - 751010

Indore
Schneider Electric India (P) Ltd.
219, Dhan Trident Building
Vijay Nagar, A.B.Road
Indore - 452001

Mohali
Schneider Electric India (P) Ltd.
2nd Floor, Tower-A
Bestech Business Tower
Mega Information & Technology Park
Industrial Plot No.1, Phase IX
(Expansion), Mohali - 160059
Tel.: 0172-7198200

Pune
Schneider Electric India (P) Ltd.
Amar Caliber, CTS No 911, BMCC Road,
OFF FC. Road, Deccan Gymkhana,
Shivaji Nagar, Pune - 411007
Tel.: 020-67492500

Chennai
Schneider Electric India (P) Ltd.
No: 29, 2nd Floor,
Bannari Amman Towers, B-Block
Dr. Radhakrishnan Road, Mylapore
Chennai - 600 004
Tel.:044-71912000

Jaipur
Schneider Electric India (P) Ltd.
Jaipur Business Centre 309
3rd Floor, Sangam Tower 190
Church Road, Jaipur - 302001
Tel.: 0141-2374810

Mumbai
Schneider Electric India (P)(Ltd)
Marwah House, 2nd Floor
Krishanlal Marwah Marg
Andheri (East), Mumbai - 400072
Tel.: 022-62280000

Vadodara
Schneider Electric India (P) Ltd.
Notus IT Park, 10th Floor, Block-D
Sarabhai Campus, Vadiwadi
Vadodara, Gujarat - 390017

Cochin
Schneider Electric India (P) Ltd.
Alapatt Properties Private Limited
(Trade Name : Centre A)
Main Door Number : 66/4971
(Old Door Number: 40/6584-H)
7th Floor Alapatt Heritage Building
MG Road Kochi - 682035

Kolkata
Schneider Electric (I)Pvt.Ltd,
BP-4, Sector-V, Technopolis
3rd Floor, Salt Lake City
Kolkata - 700 091
Tel.: 033-66576400

Nagpur
Schneider Electric India (P) Ltd.
6, Vasant Vihar Complex
W.H.C Road, Shankar Nagar
Nagpur - 440010
Tel.: 0712-2558581

Vishakhapatnam
Schneider Electric India (P) Ltd.
D.N.10-1-43, 1st Floor
Ratnam's Business Centre,
Siripuram Fort, C.B.M.Compound
Visakhapatnam - 530016
Tel.: 0891-6675500

Customer Care Centre

Monday-Saturday, 9 a.m. to 8 p.m.

Toll-free numbers: 1800 419 4272, 1800 103 0011

Email: customercare.in@schneider-electric.com

For more information, visit our website at: www.se.com/in

- All Prices are in Indian Rupees.
- Prices are subject to change without prior notice.
- Product evolution is a continuous process and Schneider Electric reserves the right to modify/withdraw any product at any time without prior notice.
- Prices charged will be as prevailing on the date of dispatch.
- Invoice Amount = (MRP – less Applicable discount) + Applicable GST %
- Tax incidence on invoices is basis applicable GST rates.
- Invoice amount not to exceed MRP.
- Product pictures shown are for illustration purpose only, actual product may vary.

Distributor

Celebrating
25 YEARS OF
POWER
MONITORING
EXCELLENCE

Life Is On

Schneider
Electric

 PriceList

Power Monitoring Solutions Metering Products

With effect from January 17th, 2024




se.com/in

25 years of Power Monitoring Excellence	4
1. Tailored Offers for Specific Applications and Segments	6
1.1 BCPM	6
1.2 Insulation Monitoring Devices	6
2. High Accuracy, Specialized Solutions - for MV/LV Distribution	8
2.1 PowerLogic™ ION9000T NEW	8
2.2 PowerLogic™ ION9000	8
2.3 PowerLogic™ ION 8650	9
2.4 PowerLogic™ ION7400 NEW	9
2.5 PowerLogic™ PM8000 Series NEW	10
3. High Accuracy, Compact, Power Meters - for HV/MV/LV Distribution	12
3.1 PowerLogic™ PM5000	12
3.2 Smart Demand Controller - EM7200	13
3.3 EasyLogic™ PM2000 Series	15
4. India's Most Sold Multifunction Meters	17
4.1 EasyLogic™ EM6400NG+	17
5. India's Most Trusted, Reliable and Accurate Load Managers	18
5.1 Hexa Series EM64XXH and PM1130H Meters	18
5.2 Hexa Series LCD Range	19
5.3 Hexa Series PM112XH Series	21
6. PowerTag - World's Smallest Energy Sensor	23
6.1 PowerTag for MCB	23
6.2 PowerTag for MCCB	23
6.3 Smartlink	24
6.4 Communication Auxiliaries	24
7. DIN Rail Mount Meters - Accurate, Flexible Power Meters	26
7.1 PowerLogic™ PM3200 Series	26
7.2 PowerLogic™ iEM2000 and iEM3000 series	27
8. Ethernet Communication Gateways	30
8.1 Ethernet Communication Gateway Server / Converters	30
9. LCD Display Energy Meters & VAF+PF Meters	31
9.1 EM1000 / EM1200 Series	31
9.2 DM 6100 Series	31
10. CE compliance - Volt/Amp/ frequency meter	32
10.1 EasyLogic™ DM3000 / DM1000	32
11. Just the Basics - Voltage / Ampere / Frequency Meters	32
11.1 Just the Basics - Voltage / Ampere / Frequency Meters	32

Celebrating
25 YEARS OF
 POWER
 MONITORING
 EXCELLENCE



Discover Our Power Monitoring Solutions



Celebrating
25 YEARS OF
POWER
MONITORING
EXCELLENCE

Introducing New Range of
PM8000 Series with Class A
Compliance and Higher Sampling rate



PowerLogic™ Series

se.com/in

1. Tailored Offers for Specific Applications and Segments



- > BCPM A/B/C variants
- > Split or solid core CTs
- > 24 / 36/ 42 / 48 / 72 / 84 channels configuration

1.1 BCPM

*Price On Request

The PowerLogic™ BCPM is a highly accurate, full-featured metering product designed for the unique, multi-circuit and minimal space requirements of a high performance power distribution unit (PDU) or remote power panel (RPP).

- > Maximise uptime and avoid outages – has option to set sensitivity parameters so an alarm is triggered when current approaches any breaker limit.
- > Fit any PDU or RPP design for both new and retrofit projects - Lowers your total installation costs as well as the cost per meter point by supporting both new and retrofit installations.
- > Track usage and allocate energy costs - Allocate costs based on per rack energy consumption.
- > Effectively plan future infrastructure - provides historical usage data, to ensure that new infrastructure projects are sized correctly.
- > Enable accurate sub-metering – Can monitor up to 84 branch circuits with a single BCPM.
- > Class 1.0 system accuracy - Branch Power and Energy measurements fully meet ANSI and IEC class 1 accuracy requirements with 50 or 100 Amp CTs included.
- > Ethernet communication - All models integrate easily into existing networks using Modbus RTU communications over an RS-485 serial link. BCPME and BCPMSCE models offer integrated Ethernet and add support for Modbus TCP, BACnet IP, BACnet MS/TP and SNMP. An optional external gateway can be added to all other models to add the same capability.



1.2 Insulation Monitoring Devices

*Price On Request

Required as part of an IT earthing system, an Insulation Monitoring Device (IMD) detects the initial fault so you can make repairs before a second fault occurs, which could trigger protective devices and halt operations.

- > Can be used in 3 levels of insulation monitoring.
 - Level 1 : fault detection and signalling, manual fault location (all IMDs)
 - Level 2 : automatic fault location
 - Level 3 : feeder measurement + communication
- > Simple operation and installation.
- > Synchronicity with modern, communicating ungrounded electrical distribution networks.
- > Compliance with international standards - IEC 60364-4-41, IEC 61010-1, IEC 61557-8, IEC 61557-9.
- > Seamless integration into complete solutions.
- > Exclusive measurement of leakage capacitance.
- > Increased property life by enabling preventive and corrective maintenance operations.
- > Stores time-stamped alarms.
- > Insulation fault remote indicator (audible & visual).
- > Electrical fault (transformer overload or circuit breaker tripping) remote indicator (audible & visual).



Hospital



Marine



O&G



Nuclear



Airport



MMM

Accurate and adaptable branch circuit metering

PowerLogic™ HDPM6000 series for panelboards



PowerLogic™ HDPM6000 high-density multi-circuit power meters enable customized panelboard solutions for cost and network management in critical facilities.

With a modular platform approach to minimize integration costs, start-up time and operational expenses, HDPM6000 meters provide insight, accuracy and results. The HDPM6000 head unit provides voltage waveform capture, data logging and full Ethernet communication. HDPM6000S, with strip technology for branch circuit monitoring and click-in CT design, is perfect for new installations. The modular HDPM6000R is highly adaptable and can be retrofitted into any switchgear, distribution panel or cabinet with a high density of circuits.

Applications

- **Energy cost allocation**
 - » Accurately correlate and/or bill for circuit- and process-specific costs, keep users accountable for energy use
- **Energy monitoring**
 - » Gather and analyze consumption data to identify patterns, target energy efficiency measures and verify results, identify waste and opportunities to reduce energy
- **Power quality monitoring per circuit (THD + waveform capture)**
 - » Analyze and interpret power quality data into useful information, improve system-wide performance, help determine causes of equipment malfunction
- **Energy billing**
 - » View current and historic circuit-focused energy bills, compare use across circuits, discover trends over time
- **Compliance**
 - » ASHRAE 90.1-2019, Seattle energy code, Title 24, etc.*

Asset management

- **Monitor up to 192 circuits**
- **Identify increased harmonics in the rack servers to detect a potential failure (THD/circuit, waveform capture/circuit)**

• *Contact your Schneider Electric sales representative for confirmation on compliance to other local standards not mentioned here*

Robust communications

- Support for MODBUS, SNMP and BACnet TCP IP

Cybersecurity

- Helps minimize vulnerabilities to critical power assets and systems and reinforce security strategy

Data logging

- On-board memory for data logging
- Meet the needs of robust code compliance applications

Modular and scalable

- Adapts to expanding electrical networks
- Scalable, future-proof capabilities
- Simplified installation for reduced wiring issues

Panelboard solution

- Embedded web page for configuration and monitoring
- Touch screen HMI (optional) for data display
- EcoStruxure™ Power integration

2. High Accuracy, Specialized Solutions - for MV/LV Distribution



2.1 PowerLogic™ ION9000T **NEW**

***Price On Request**

The PowerLogic™ ION9000T is your 24/7 power quality expert, providing information, not just data.

- > High-Speed Transient Capture (HSTC) of voltage events 100 nano seconds or longer in duration and up to 10,000 V in magnitude with high speed and disturbance waveform captures, as well as prevent statistics on each transient.
- > Modular, flexible, patented ION™ programmable technology.
- > Industry leading Class 0.1S accuracy IEC 62052-11 ed.2, ANSI C12.20 Class 0.1 (active energy).
- > Patented Disturbance Direction Detection - The meter shall be able to provide a level of confidence that a voltage disturbance occurred upstream or downstream of the meter.
- > Onboard PQ Analysis – Complying with IEC61000-4-30 class A, IEC62586-1 / IEC62586-2, and verified by third-party lab certifications.
- > Onboard pass/fail PQ characterization and assessment according to EN50160 and IEEE519.
- > Cybersecurity event logging, Syslog protocol, HTTPS, SFTP and full control of each communication port.
- > The meter support time synchronisation methods that include Precision Time Protocol, IRIG-B, GPS (RS485), NTP and software command.

2.2 PowerLogic™ ION9000

***Price On Request**

ION9000 makes your power network safer, more reliable, efficient, and compliant.



- > Transient detection and capture: events 20 microseconds or longer in duration on any voltage channel with alarm, event log, and waveform capture.
- > 2 GB of standard non-volatile memory.
- > Fully compliant with IEC 61000-4-30 class A ed3 Power Quality standard according to IEC 62586-1 / -2.
- > Provides onboard power quality compliance monitoring according to EN50160 and IEEE519.
- > Can record voltage and current waveforms at 1024 samples per cycle
- > The meter is revenue class compliant to class 0.1S according to ANSI and IEC for both 5A and 1A nominal inputs.
- > Provides a graphical flexible programming capability to allow it to be adapted to nearly any application.
- > Can serve as a Modbus Master in a communication network, either through reading and logging data from other Modbus devices, or serving as a Modbus serial to Ethernet gateway.
- > Provides a level of confidence that a voltage disturbance occurred upstream or downstream of the meter.
- > Provides two color display options; one that is 96mm x 96mm with pushbutton controls and one that is 192mm x 192mm with touchscreen controls.

2. High Accuracy, Specialized Solutions - for MV/LV Distribution



2.3 PowerLogic™ ION 8650

Providing high accuracy and a wide range of features for transmission and distribution metering, the PowerLogic™ ION8650 advanced revenue and power quality meter has the flexibility to change along with your needs.

- > Utility grade accurate metering with IEC 62053-22/23 Class 0.2S with 1024 samples / cycle.
- > The power meter has 3rd party laboratory test reports for IEC 61000-4-30 Class 'A' 2nd edition and IEC 61000-4-15 – Flicker.
- > Has 14 programmable oscillographic waveform recorders.
- > Can be configured to provide COMTRADE waveforms.
- > Can perform high-speed sag/swell detection of voltage disturbances on a cycle-by-cycle basis, providing the duration of the disturbance, the minimum, maximum and average value of the voltage for each phase during the disturbance.
- > Has 128MB* of onboard memory.
- > Capable of communicating via hardware ports simultaneously and independently: Ethernet, Serial: RS-232 or RS-485, ANSI 12.18 compliant optical port.
- > Support EN50160 reporting for compliance monitoring.
- > Built-in web pages in the power meter enables access to real-time values and basic power quality information using a standard web browser. Basic configuration of the power meter can also be performed through the browser.



2.4 PowerLogic™ ION7400 **NEW**

***Price On Request**

Providing high accuracy and a wide range of features for transmission and distribution metering, the versatile PowerLogic™ ION7400 series advanced utility meter has the flexibility to change along with your needs.

- > Meets stringent IEC and ANSI measurement accuracy standards including ANSI C12.20 accuracy class 0.2, current class 2 and 10, and IEC 62053-22 Class 0.2S and is fully compliant with IEC 61557-12 PMD.
- > The meter is certified by a third-party laboratory to the power quality standards IEC 61000-4-30, Edition 3 Class 'A' and IEC 62586-2 Edition 2. The meter's low pass anti-aliasing signal filters shall meet the requirements of IEC 61000-4-7.
- > Has sampling rate of 512 Samples/cycle.
- > Has a high-visibility color graphical display that is user programmable to display up to 6 parameters per screen.
- > Provides multi-port Ethernet and serial communications with at least two Ethernet ports and one RS485 serial port.
- > Industrial communication protocols supported by the meter includes Modbus, DNP3, and IEC 61850. The meter provides enhanced cybersecurity features not limited to HTTPS in accordance with TLS 1.2.
- > Has the ability to determine the location of a voltage disturbance by identifying the direction of the disturbance relative to the meter.

Please contact Customer Care Center for Stockable and Non stockable status of references.

NORMAL STOCK ITEMS

W.E.F. January 17th, 2024

2. High Accuracy, Specialized Solutions - for MV/LV Distribution



2.5 PowerLogic™ PM8000 Series **NEW**

***Price On Request**

The PowerLogic™ PM8000 series meters are compact, cost-effective multifunction power meters that will help you ensure reliability and efficiency of your power-critical facility.

- > Meets stringent IEC and ANSI measurement accuracy standards including ANSI C12.20 accuracy class 0.2, current class 2 and 10, and IEC 62053-22 Class 0.2S and be fully compliant with IEC 61557-12 PMD.
- > Certified by a third-party laboratory to the power quality standards IEC 61000-4-30, Edition 3 Class 'A' and IEC 62586-2 Edition 2. The meter's low pass anti-aliasing signal filters shall meet the requirements of IEC 61000-4-7.
- > Has sampling rate of 512 Samples/cycle*.
- > Has a high-visibility color graphical display that is user programmable to display up to 6 parameters per screen.
- > Has the ability to determine the location of a voltage disturbance by identifying the direction of the disturbance relative to the meter. The disturbance direction shall be captured in the device's event log, along with a timestamp and confidence level indicating level of certainty.
- > Meter's on-board web server provides access to real-time values, power quality information, and basic meter configuration.
- > Provides set-point driven alarming capability.
- > Captures voltage and current channels for sub-cycle disturbances, as well as multi-cycle sags, swells and outages in quick succession, without dead time between recordings.

*Available only in Class A Meter

Please contact Customer Care Center for Stockable and Non stockable status of references.

NORMAL STOCK ITEMS

W.E.F. January 17th, 2024

Celebrating
25 YEARS OF
POWER
MONITORING
EXCELLENCE

PowerLogic™ PM55/56/5700 Series

Power quality, features in a cost-effective, precision meter



The highly capable PowerLogic™ PM5500, PM5600, and PM5700 power meters combine multiple features that are not typically found in basic range power meters: power quality capabilities, residual current monitoring, and MID conformance. This combination of features merge with industry-leading measurement accuracy to match the requirements of energy cost management applications in buildings and industry. Compliant with stringent international metering standards, these meters remove any uncertainty in billing for energy consumption and ensure a high level of performance that non-compliant devices cannot match.

Allocate energy costs, perform tenant sub-billing, pinpoint energy savings, optimize equipment efficiency and utilization, and perform a basic assessment of the power quality in your electrical network.

Residual Current Monitoring

- Proactively identify residual current to maximize electrical distribution uptime, reduce risk of faults, and improve safety

Power Quality Monitoring

- Identify power quality events to avoid downtime, prevent equipment damage

LVDC Control Power Option (24V DC)

- Continuously monitor system and log data, even during an outage or voltage instability, in addition to significant installation and material cost savings DNP3.0 Protocol
- Seamless tie-in to new or existing utility and heavy industrial applications without the need for additional gateways or protocol converters

Analog Inputs

- Monitor electrical and non-electrical parameters (e.g. temperature, flow rate, pressure etc.)

3. High Accuracy, Compact, Power Meters - for HV/MV/LV Distribution



3.1 PowerLogic™ PM5000

The PowerLogic™ PM5000 series power meters are the new benchmark in affordable, precision metering.

- > Easy to install and operate.
- > Easy for circuit breaker monitoring and control with two Relay outputs (PM5330, PM5340.)
- > Identify power quality events to avoid downtime, prevent equipment damage.
- > Load management combined with alarm and timestamping
- > High performance and accuracy - Provides Class 0.2S accuracy per IEC 62053-22 standard.
- > Residual Current Monitoring in PM5660 and PM5760
- > Voltage sag and swell detection with waveform capture in PM5650 and PM5760.
- > Individual Harmonics up-to 63rd (PM5560), 31st (PM53xx) & 15th (PM51xx) THD, TDD.
- > Onboard BACnet/IP, EtherNet/IP, and DNP3.0 protocol support
- > Demand prediction based on sliding, fixed and rolling block, thermal methods.
- > Data logging upto 16 parameters.
- > WAGES Monitoring.
- > Allocate energy costs, perform tenant sub-billing, pinpoint energy savings, optimize equipment efficiency and utilization and perform a basic assessment of the power quality in your electrical network.

Product	Description	Reference	Unit MRP [₹]
PM5760	Cl 0.2S, 63rd Harmonic, 1.1 MB, 2DI/2DO, RS-485, Ethernet, Wave-Form Capture and Sag/Swell, RCM	METSEPM5760	127617
PM5660	Cl 0.2S, 63rd Harmonic, 1.1 MB, 2DI/2DO, RS-485, Ethernet, RCM	METSEPM5660	106528
PM5650	Cl 0.2S, 63rd Harmonic, 1.1 MB, 4DI/2DO, RS-485, Ethernet, Wave-Form Capture and Sag/Swell	METSEPM5650	111666
PM5580	Cl 0.2S, 63rd Harmonic, 1.1 MB, 4DI/2DO, RS-485, Ethernet	METSEPM5580	83888
PM5570	Cl 0.2S, 63rd Harmonic, 1.1 MB, 2DI/2AI/2DO, RS-485, Ethernet	METSEPM5570	82081
PM5560	Cl 0.2S, 63rd Harmonic, 1.1 MB, 4DI/2-DO, RS-485, Ethernet	30003008D	81411
PM5340	Cl 0.5S, 31st Harmonic, 256 kB, 2DI/2DO/2-Relay, Ethernet	30003007D	47619
PM5320	Cl 0.5S, 31st Harmonic, 256 kB, 2DI/2DO, Ethernet	30003005D	44383

Please contact Customer Care Center for Stockable and Non stockable status of references.

NORMAL STOCK ITEMS

W.E.F. January 17th, 2024

3. High Accuracy, Compact, Power Meters - for HV/MV/LV Distribution



3.2 Smart Demand Controller - EM7200

EasyLogic™ EM7230 / EM7280 / EM7290 is a smart demand controller for optimizing maximum demand charges in LV or MV circuits.

- > Accuracy Class 0.2*, 0.5S and Class 1.0 as per IEC 62053 21/22.
- > True RMS measurement 64 samples per cycle.
- > Power quality analysis: THD % measurements and Individual harmonics up to 31st order for voltage and current, per-phase.
- > Demand management: Simultaneous display of peak, present, predicted & rising demands of all the four demand parameters (W, VA, VAR, Amps) configurable for 1 to 30 minutes interval with prediction and spare load.
- > Multi-tariff energy - 4 multi tariff registers, can be activated through RTC.
- > On board 3 Form C mechanical relays for Demand control and management.
- > PF Lock features for advanced Revenue metering.
- > On board Modbus RTU RS-485 communication port.
- > Billing: Tenant billing/utility meter cross check (where local regulations are not applicable).
- > 4 Highs' & 4 Lows' for Instantaneous and Demand parameters with Date & Time stamp.

Product	Description	Reference	Unit MRP [₹]
EM 7290	Demand Controller CI0.2 ⁽⁺¹⁾ , RS-485	30002975	64888
EM 7280	Demand Controller CI0.5S, RS-485	30002198	50618
EM 7230	Demand Controller CI1.0, RS-485	30002055	46724

⁽⁺¹⁾Class 0.2S compliance available in 3ph,4w system

Celebrating
25 YEARS OF
POWER
MONITORING
EXCELLENCE

The Easy choice for Quality,
Value and Simplicity

EasyLogic™ PM2000 series

- Active Accuracy - Class 0.5S/1.0 as per IEC62053-22/21
- Dual Sourcing - Utility or Solar or wind energy monitoring using the DI
- 12am (Configurable) Snapshot - Volt, Amp, Power & Energy
- Rate Counters - Configurable for Energy and KgCO2
- Expandable IO Module - Digital IO/Analog IO
- Calibration and Heart beat LED on the front display



se.com/in

3. High Accuracy, Specialized Solutions- for MV/LV Distribution



3.3 EasyLogic™ PM2000 Series

Offering all the measurement capabilities required to monitor and electrical installation in a single 96 x 96 mm unit, with LED or LCD display options.

- > Energy Standard - Class 0.5S /1.0 as per IEC 62053-22 / 21.
- > Easy to install: Mounts using two clips, no tools are required.
- > Easy to operate: Intuitive navigation with self guided menus and test LED at the front panel used for test and calibration of the meter on site or laboratory.
- > Power quality analysis: Offers THD measurements and Individual harmonics up to 15th order in PM2x20 variants and up to 31st in PM2x30 variants.
- > Load management: Simultaneous display of peak, present, predicted & rising demands of all the four demand parameters.
- > Billing: Tenant billing/utility meter cross check.
- > Password: Field configurable password for securing set up information and prevent tampering of integrated values.
- > Cyber security: Option for disabling RS-485 port through front panel keys against unauthorized access. It helps during installation and trouble shooting of communication network.
- > 12am snap shot: The values from summary page will be stored as snap shot and refreshed by next day 12am.
- > Rate counters: 2 configurable counters display values in custom specified units based on energy recorded (e.g., kgCO2 carbon emission or energy cost).

Product	Description	Reference	Unit MRP [₹]
PM2230	Cl 0.5S, LCD display, 31st Harmonics, RS-485, 12 AM Snapshot, kgCO2 counters	METSEPM2230D	34085
PM2220	Cl 1.0, LCD display, 15th Harmonics, RS-485, 12 AM Snapshot, kgCO2 counters	METSEPM2220D	31357
PM2130	Cl 0.5S, LED display, 31st Harmonics ⁽⁺¹⁾ , RS-485	METSEPM2130D	32647
PM2K2DIDO ⁽⁺²⁾	Module with 2-Digital input and Relay outputs for PM2x30 meter	METSEPM2KDGTLIO22D	3874
PM2K1AIAO ⁽⁺²⁾	Module with 1 each Analog input and output for PM2x30 meter	METSEPM2KANLGIO11D	4593
PM2K2AIAO ⁽⁺²⁾	Module with 2- Analog inputs and outputs for PM2x30 meter	METSEPM2KANLGIO22D	5595
PM2K2DI2RO ⁽⁺²⁾	Module with 2-Digital input and Relay outputs for PM2x30 meter	METSEPM2K2DI2ROD	5443

⁽⁺¹⁾Through communication only

⁽⁺²⁾Any one IO module can be used at a time with PM2130 or PM2230 meter. The control power range with IO module shall be 72 to 304 V AC L-N or 90 to 304 V DC.

Please contact Customer Care Center for Stockable and Non stockable status of references.

NORMAL STOCK ITEMS

W.E.F. January 17th, 2024

— Celebrating —
25 YEARS OF
POWER
MONITORING
EXCELLENCE



Envisioning **Atmanirbhar Bharat**
by creating world-class products in
India, for India and the world



EasyLogic™ Series and PowerLogic™ Series

4. India's Most Sold Multifunction Meters



Green Premium Eco-Mark

4.1 EasyLogic™ EM6400NG+

EM6400NG+, is an enhanced version of EM6400NG and legacy EM6400 meter series with innovative features to meet the needs of energy efficient India.

- > Energy standards: Active energy Class 0.5S/ Class 0.2* as per IEC 62053-22, Active energy Class 1.0 as per IEC 62053-21. Reactive energy Class 1 as per IEC 62053-24.
- > LED display: Intuitive navigation with self-guided, three buttons, LEDs of height ~14.2 mm (0.55 in), and three lines of concurrent values.
- > Compliant to IEC 61557-12: PMD/[SD|SS]/K55/1 for Class 1 and PMD|SD|SS|K55/0.5 for Class 0.5S and Class 0.2 (for firmware version 1.3.0 and higher).
- > Power quality analysis: The EM6400NG+ offers THD % measurements and Individual harmonics up to 15th order for voltage and current parameters, per-phase basis.
- > Load management: Peak demands of all the four demand parameters (W, VA, VAR, Amps) with date and time stamp.
- > Communication – Pulse output, RS485.
- > Cybersecurity: Option for disabling RS-485 port through front panel keys against unauthorized access. This feature can also be used for toggling between the RTU devices in case of limited availability of nodes in software system.
- > Suppression current: To disregard induced or negligible current flowing in the circuit, minimum value of current detection can be settable from 5 to 99 mA, default is 5 mA.
- > Green premium: EOL, REACH, PEP, RoHS compliance.

Product	Description	Reference	Unit MRP [₹]
EM6400NG+	Cl 0.2, LED display, THD, 15th Harmonics, RS-485	METSEEM6400NGRSL2	31858
EM6400NG+	Cl 0.5S, LED display, THD, 15th Harmonics, RS-485	METSEEM6400NGRSL5	23544
EM6400NG+	Cl 1.0, LED display, THD, 15th Harmonics, RS-485	METSEEM6400NGRSL1	18583 <input checked="" type="checkbox"/>
EM6400NG+	Cl 0.5S, LED display, THD, 15th Harmonics, POP	METSEEM6400NGPOL5	16361
EM6400NG+	Cl 1.0, LED display, THD, 15th Harmonics, POP	METSEEM6400NGPOL1	14574 <input checked="" type="checkbox"/>

* Conzerv is now EasyLogic™

Please contact Customer Care Center for Stockable and Non stockable status of references.

NORMAL STOCK ITEMS

W.E.F. January 17th, 2024

5. India's Most Trusted, Reliable and Accurate Load Managers



5.1 Hexa Series EM64XXH and PM1130H Meters

Ideal replacement for multiple analog meters for stand-alone metering in custom panels, switch boards, switch-gear, genset panels, motor control centres, power factor improvement panels, and OEM panel board.

- > Energy standards: Active energy Class 0.5 as per IEC 62053-22, Active energy Class 1.0 as per IEC 62053-21. Reactive energy Class 1 as per IEC 62053-23.
- > Favourite page: The device enables user with the option to select parameters to be set in favourite page on in EM6436H.
- > Power and energy: measurement, display and recording of any one power and corresponding energy parameters simultaneously in EM6433H, EM6436H and EM6438H - W/Wh or VA/ VAh or VAR/ VARh.
- > Compliant to IEC 61557-12: PMD/[SD|SS]/K70/1 for Class 1 and PMD/[SD|SS]/K70/0.5 for Class 0.5S.
- > Analog load bar in LED display type: The colour-coded analog load bar at the front side indicates the percentage of load through 12 LED's with the option to select full scale based on connected load.
- > Protective cover: Tamper-proof terminal screws do not detach from housing.
- > Password: Field configurable password for securing set up information and prevents tampering of integrated values.
- > Cyber security: Option for disabling RS-485 port through front panel keys against unauthorized access.

Product	Description	Reference	Unit MRP [₹]
PM1130H	CI 0.5, LED display, Demand, THD, RS-485, 1 Relay, Dual Source P&E	METSEPM1130HCL05RD	19970
EM6438H	CI 0.5, LED display, RS-485, Dual Source P&E	METSEEM6438HCL05RS	9808
EM6438H	CI 1.0, LED display, RS-485, Dual Source P&E	METSEEM6438HCL10RS	<input checked="" type="checkbox"/> 9106
EM6436H	CI 0.5, LED display, RS-485, MFM	METSEEM6436HCL05RS	13412
EM6436H	CI 1.0, LED display, RS-485, MFM	METSEEM6436HCL10RS	<input checked="" type="checkbox"/> 11308
EM6436H	CI 1.0, LED display, No Communication, MFM	METSEEM6436HCL10NC	9674
EM6433H	CI 0.5, LED display, RS-485, A + P & E	METSEEM6433HCL05RS	9095
EM6433H	CI 1.0, LED display, RS-485, A + P & E	METSEEM6433HCL10RS	<input checked="" type="checkbox"/> 8568
EM6459H	CI 0.5, LED display, RS-485, VAF + PF	METSEEM6459HCL05RS	9663
EM6459H	CI 1.0, LED display, RS-485, VAF + PF	METSEEM6459HCL10RS	<input checked="" type="checkbox"/> 9066
EM6459H	CI 1.0, LED display, No Communication, VAF + PF	METSEEM6459HCL10NC	7081

Please contact Customer Care Center for Stockable and Non stockable status of references.

NORMAL STOCK ITEMS

W.E.F. January 17th, 2024

5. India's Most Trusted, Reliable and Accurate Load Managers



5.2 Hexa Series LCD Range

Offering all the measurement capabilities required to monitor the electrical installation in 132 * 32 pixels LCD display.

- > Energy standards: Active energy Class 0.5 as per IEC 62053-22, Active energy Class 1.0 as per IEC 62053-21. Reactive energy Class 2 as per IEC 62053-23.
- > LCD display: Elegant single row, bright back lit graphical LCD display 132 * 32 pixels, Fast in-line view, three parameters name and value at one glance.
- > Power and energy: measurement, display and recording of three power and corresponding energy parameters simultaneously in PM1225H - W/Wh, VA/ VAh and VAR/ VARh.
- > Communication : RS-485 serial channel connection Industry standard Modbus RTU protocol.
- > IP degree of protection: IP 51 front side, IP 30-meter body, tested as per IEC 60529 - upgrade to IP65 front side with Optional accessory kit METSEIP65OP96X96FF.
- > Password: Field configurable password for securing set up information and prevents tampering of integrated values.
- > Smart line indicators in LCD display meter: Helps check the presence of input supply voltage (healthy phase).
- > Suppression current: To disregard the measurement of induced and panel auxiliary load current in the circuit (settable from 5 to 99 mA).

Product	Description	Reference	Unit MRP [₹]
PM1230H	CI 0.5, LCD display, Demand, THD, RS-485, Dual Source P&E	METSEPM1230HCL5	18731
PM1225H	CI 0.5, LCD display, Restricted MFM, RS-485	METSEPM1225HCL5	26003
PM1225H	CI 1.0, LCD display, Restricted MFM, RS-485	METSEPM1225HCL1	20523
EM1220H	CI 0.5, LCD display, Load Manager, RS-485	METSEEM1220HCL5	13812
EM1220H	CI 1.0, LCD display, Load Manager, RS-485	METSEEM1220HCL1	12033

Please contact Customer Care Center for Stockable and Non stockable status of references.

NORMAL STOCK ITEMS

W.E.F. January 17th, 2024

Celebrating
25 YEARS OF
POWER
MONITORING
EXCELLENCE

Introducing “New face of Power Monitoring”

EasyLogic™ PM112XH Series

- Active Accuracy - Class 1.0 / 0.5 as per IEC 62053-21 / 22
- Configurable Favorite Page
- Modbus RTU protocol RS-485 communication port
- Green Premium Product



se.com/in

5. India's Most Trusted, Reliable and Accurate Multifunction Meters



5.3 Hexa Series PM112XH Series

Assured quality that you can trust to meet your needs throughout its lifecycle.

- > Energy standards: Active energy Class 0.5 as per IEC 62053-22, Active energy Class 1.0 as per IEC 62053-21. Reactive energy Class 2 as per IEC 62053-23.
- > LED display: Intuitive navigation with self-guided, four buttons, 8 segment alphanumeric LEDs of height ~14.2 mm (0.55 in), and three lines of concurrent values with Kilo & Mega value indicators.
- > Power and energy: measurement, display and recording of three power and corresponding energy parameters simultaneously in PM1125H - W/Wh, VA/ VAh and VAR/ VARh.
- > Communication: RS-485 serial channel connection Industry standard Modbus RTU protocol.
- > PM1120H, measurement and display of any one power parameter at a time - configurable through set-up/ communication. Energy measurement depends on type of power parameter selected during set up (W/Wh or VA/VAh or VAR/VARh).
- > Delivered & Received or Forward & Reverse or Import & Export energy (4 quadrant) - Accumulated or Integrated active (Real - Wh), reactive (VARh), apparent (VAh). 2 quadrant energy measurement in PM1120H.
- > Suppression current: To disregard the measurement of induced and panel auxiliary load current in the circuit (settable from 5 to 99 mA).

Product	Description	Reference	Unit MRP [₹]
PM1120H ⁽⁺¹⁾	CI 0.5, LED display, Demand, THD, RS-485, P & E	METSEPM1120HCL05RD	20953
PM1120H ⁽⁺¹⁾	CI 1.0, LED display, Demand, THD, RS-485, P & E	METSEPM1120HCL10RD	17588
PM1125H	CI 0.5, LED display, Demand, THD, RS-485, MFM	METSEPM1125HCL05RD	24169
PM1125H	CI 1.0, LED display, Demand, THD, RS-485, MFM	METSEPM1125HCL10RD	19326

⁽⁺¹⁾Measurement and display of any one power parameter at a time (W/Wh or VA/VAh or VAR/VARh).

Please contact Customer Care Center for Stockable and Non stockable status of references.

NORMAL STOCK ITEMS

W.E.F. January 17th, 2024

Stay on top of it
with **PowerTag**



Give your business a competitive edge with PowerTag wireless energy sensors

With PowerTag Energy, you can add innovation to any project with one simple action. Even in panels where space is at a premium, you can easily tag circuit breakers up to 630 A to help your customers reduce costs and improve efficiency. As a connected product, PowerTag Energy is a key part of ExoStruxure Power – Schneider Electric's IoT-enabled, open and interoperable architecture. And a small-but-impressive solution your customers will appreciate.



se.com/poweritag

* Secure it: As part of the Acti 9 communication system, PowerTag monitors loads and identifies load imbalances and overload levels before a trip occurs. PowerTag also alerts you to voltage losses, so you save time recovering your installation in the event of load downtime. An email alert means you can take preventive action thus avoiding potential downtime. © 2020 Schneider Electric. All Rights Reserved. Life Is On Schneider Electric is a trademark and the property of Schneider Electric SE, its subsidiaries and affiliated companies. 998-20959054_GMA_630A_image63A_PanelBuilder_print ad.indd

6. PowerTag - World's Smallest Energy Sensor



6.1 PowerTag for MCB

Monitor Your Energy

- > Real time U, V, I, P, PF.
- > Active energy metering (Class 1 EN 61557-12) partial and total.
- > Load balance overview for 3P.

Improve your Maintenance

- > Pre Alarm on overload.
- > Specific "alarms" for U, I, P.
- > Alarm on feeder voltage loss.

Product	Description	Reference	Unit MRP [₹]
PowerTag	PowerTag Energy M63 1P+W	A9MEM1520	10738
PowerTag	PowerTag Energy M63 1P+N Top	A9MEM1521	10738
PowerTag	PowerTag Energy M63 1P+N Bottom	A9MEM1522	10738
PowerTag	PowerTag Energy M63 3P	A9MEM1540	21673
PowerTag	PowerTag Energy M63 3P+N Top	A9MEM1541	21673
PowerTag	PowerTag Energy M63 3P+N Bottom	A9MEM1542	21673
PowerTag	PowerTag Energy F63 1P+N	A9MEM1560	11796
PowerTag	PowerTag Energy F63 3P+N	A9MEM1570	23622
PowerTag	PowerTag Energy Sensor 63A - 3P/3P+N	A9MEM1573	22497
PowerTag	PowerTag Energy Sensor 160A - F160 - 3P/3P+N	A9MEM1580	29051
PowerTag	PowerTag Energy Sensor Rope 200A - R200 - 3P/3P+N	A9MEM1590	54432
PowerTag	PowerTag Energy Sensor Rope 600A - R600 - 3P/3P+N	A9MEM1591	56874
PowerTag	PowerTag Energy Sensor Rope 800A - R1000 - 3P/3P+N	A9MEM1592	60795
PowerTag	PowerTag Energy Sensor Rope 2000A - R2000 - 3P/3P+N	A9MEM1593	63738



6.2 PowerTag for MCCB

- > Can also be installed in existing panels, designed to enhance the monitoring of your electrical assets.
- > Simplifies the connectivity of individual breakers to a Building Management System (BMS) along with ease of installation.
- > Visualize in real-time on your Smartphone or PC.

Product	Description	Reference	Unit MRP [₹]
PowerTag	ENERGY SENSOR POWERTAG NSX - 250A 3P	LV434020	37245
PowerTag	ENERGY SENSOR POWERTAG NSX - 250A 3P+N	LV434021	40821
PowerTag	ENERGY SENSOR POWERTAG NSX - 630A 3P	LV434022	64374
PowerTag	ENERGY SENSOR POWERTAG NSX - 630A 3P+N	LV434023	70507


Please contact Customer Care Center for Stockable and Non stockable status of references.

NORMAL STOCK ITEMS

W.E.F. January 17th, 2024

6. PowerTag - World's Smallest Energy Sensor (cont.)

ComReady



6.3 Smartlink

- > Compliance to IEC/EN 61131-2.
- > Protection Monitoring – Device Status and alarm notifications.
- > Load Control / Switching through Contactors and Impulse Relays.
- > Energy Monitoring through pulse meters.
- > Alarm over email and analog sensors (temperature / humidity) with Smartlink Ethernet.
- > Plug & Play – Pre fabricated cables and in built web pages.
- > Rated Voltage: 24V DC.

Product	Description	Reference	Unit MRP [₹]
Smartlink	Smartlink Modbus	A9XMSB11	51589
Smartlink	PowerTag Link	A9XMWD20	33519
Smartlink	Smartlink SI-B	A9XMZA08	58030

6.4 Communication Auxiliaries

Description	Reference	Unit MRP [₹]
Mounting Kit for Din Rail	A9XMFA04	2110
Prefabricated Cables M	A9XCAM06	7792
Locking Clips for Multiclip 80	A9XMLA02	919
Connectors 5 Pin	A9XC2412	10733
Prefabricated Cables L	A9XCAL06	8860
Prefabricated Cables S	A9XCAS06	7715
SEMI - Prefabricated Cables U	A9XCAU06	5326

Please contact Customer Care Center for Stockable and Non stockable status of references.

NORMAL STOCK ITEMS

W.E.F. January 17th, 2024



Energy metering integration made simple

Acti9 iEM2000 and iEM3000 series
Intelligent Energy Meters



se.com/in

7. DIN Rail Mount Meters - Accurate, Flexible Power Meters



7.1 PowerLogic™ PM3200 Series

Cost-attractive, feature-rich range of DIN rail mounted power meters that offers all the measurement capabilities required to monitor an electrical installation.

- > Energy standards: Active energy Class 0.5S as per IEC 62053-22, Active energy Class 1.0 as per IEC 62053-21. Reactive energy Class 2 as per IEC 62053-23 and IEC 61557-12.
- > Supported monitoring parameters include a full range of 3-phase voltage, current, power, energy, and demand measurements, power factor, frequency and total harmonic distortion.
- > Support four-quadrant metering at 32 samples per cycle.
- > Backlit dot-matrix LCD display, anti-glare and scratch resistant with a minimum of 128 x 96 pixels, capable of displaying four values in one screen simultaneously.
- > Onboard data logging to log energy data and alarms.
- > Supports up to 18 set-point driven alarms.
- > Multi-tariffs meter with up to 4 tariffs and can be controlled by internal real-time clock, digital input or communication.
- > Has Import and Export | Active and Reactive Energy Measurement.
- > Equipped with Anti-tamper security feature to ensure the integrity of the measurements.

Product	Description	Reference	Unit MRP [₹]
PM3255	Power meter + 2 DIDO	METSEPM3255	22933
PM3250	Power meter with RS-485 port	METSEPM3250	22331
PM3210	Power meter with pulse output	METSEPM3210	20899

Please contact Customer Care Center for Stockable and Non stockable status of references.

NORMAL STOCK ITEMS

W.E.F. January 17th, 2024

7. DIN Rail Mount Meters - Accurate, Flexible Power Meters



7.2 PowerLogic™ iEM2000 and iEM3000 series

Cost-attractive, feature-rich, Acti9 energy meters are perfect for helping your customers' installations become more energy efficient.

- > Accuracy class 1.0 and 0.5S (IEC 62053-21/22:2020) for active energy metering.
- > Compliance to regulations EN50470-1/3, IEC 61557-12, IEC 62053-21/22/23: 2020, IEC 62052-31:2015, IEC 62052-11:2020.
- > Bottom-to-bottom, direct connection with ratings: 40 A (iEM2000 models), 63 A (iEM3100 models), 100 A (iEM24x5 models) and 125 A (iEM3300 models).
- > Four-quadrant metering to differentiate energy consumption.
- > Additional parameters (Voltage, Current, PF, Frequency, Power - active, reactive, apparent) to monitor network balance and overload behavior.
- > Save up to four different time slots to manage multiple tariffs (peak/off-peak, workday/weekend).
- > Use the meter as a pulse counter for another meter (WAGES monitoring).
- > kW overload alarm helps prevent utility demand charges.
- > Control tariffs via digital inputs, internal clock, or communication.
- > Antitamper sealing parts prohibit accessibility to all metering connections.
- > Well protected for normal use: IP40 on front face, IP20 inside cabinet.

Product	Description	Reference	Unit MRP [₹]
iEM2435	Power and Energy meter, CI 1, M-Bus, MID, 2 tariffs, 2 pulse outputs, 4 quadrants, LCD display	A9MEM2435	17823
iEM2455	Power and Energy meter, CI 1, RS-485, MID, 2 tariffs, 2 pulse outputs, 4 quadrants, LCD display	A9MEM2455	16503
iEM3110	Energy meter with pulse output	A9MEM3110	16210
iEM3150	Energy meter, RS-485	A9MEM3150	17707
iEM3155	Advanced multi-tariff energy meter, RS-485	A9MEM3155	18760
iEM3165	Advanced multi-tariff energy meter, BACnet MS/TP	A9MEM3165	23504
iEM3200	Basic energy meter	A9MEM3200	14573
iEM3210	Energy meter with pulse output	A9MEM3210	14585
iEM3235	Advanced multi-tariff energy meter, M-Bus	A9MEM3235	28089
iEM3250	Energy meter, RS-485	A9MEM3250	15923
iEM3255	Advanced multi-tariff energy meter, RS-485	A9MEM3255	16980
iEM3265	Advanced multi-tariff energy meter, BACnet MS/TP	A9MEM3265	24224
iEM3300	Basic energy meter	A9MEM3300	15666
iEM3310	Energy meter with pulse output	A9MEM3310	22436
iEM3350	Energy meter, RS-485	A9MEM3350	23781
iEM3355	Advanced multi-tariff energy meter, RS-485	A9MEM3355	24736
iEM3365	Advanced multi-tariff energy meter, BACnet MS/TP	A9MEM3365	27948
iEM3555	Advanced multi-tariff energy meter, RS-485	A9MEM3555	30977

Please contact Customer Care Center for Stockable and Non stockable status of references.

NORMAL STOCK ITEMS

W.E.F. January 17th, 2024



IoT for an intelligent power network

EcoStruxure™ Panel Server



EcoStruxure Panel Server is the next generation of gateway, providing a seamless connection of wired or unwired smart IoT devices to your edge control software or advisor. It is a foundational enabler for Schneider Electric EcoStruxure solutions.

Electrical safety

Panel Server is an integral part of Schneider Electric's continuous thermal monitoring application, helping reduce risk of electrical fires, increase people and assets protection. Implement the thermal monitoring of your electrical panel by connecting thermal and heat sensors to your Panel Server.

Power availability

Electrical distribution monitoring and power event analysis help avoid unplanned downtime caused by electrical failure. Panel server collects real-time data and alarms, presenting information through embedded webpages, making it available to edge control software or advisor for electrical system diagnostics. Use embedded webpages for first-level monitoring or monitor from your edge control.

Optimize energy efficiency

Improve your facility's energy efficiency and reduce energy consumption with energy usage analysis and performance tracking. Panel Server collects and shares energy data to help achieve your energy conservation initiatives. It is certified as part of an energy data management system according to ISO 50001, 50002, 50006.

Cybersecurity

Guarding your electrical assets and systems against cyberattacks is vital. Panel server is an IEC 62443 compliant device and is central to the IEC 62443-3-3 SL1 certified EcoStruxure Power system. Use Cybersecurity Admin Expert to manage user accounts, define your cybersecurity policy and retrieve security logs.



EcoStruxure Panel Server gives you access to the information you need to protect, maximize and optimize your power system.



Help keep people and assets safer



Maximize power availability



Optimize energy efficiency



Improve cybersecurity

EcoStruxure™ Panel Server

IoT for an intelligent power network

All-in-one gateway

- Separates your OT network from your IT network
- Wireless data concentrator
- Modbus RS485 to Modbus TCP
- Supports multiple Ethernet connections for serving information to edge control software and cloud applications

Simple commissioning

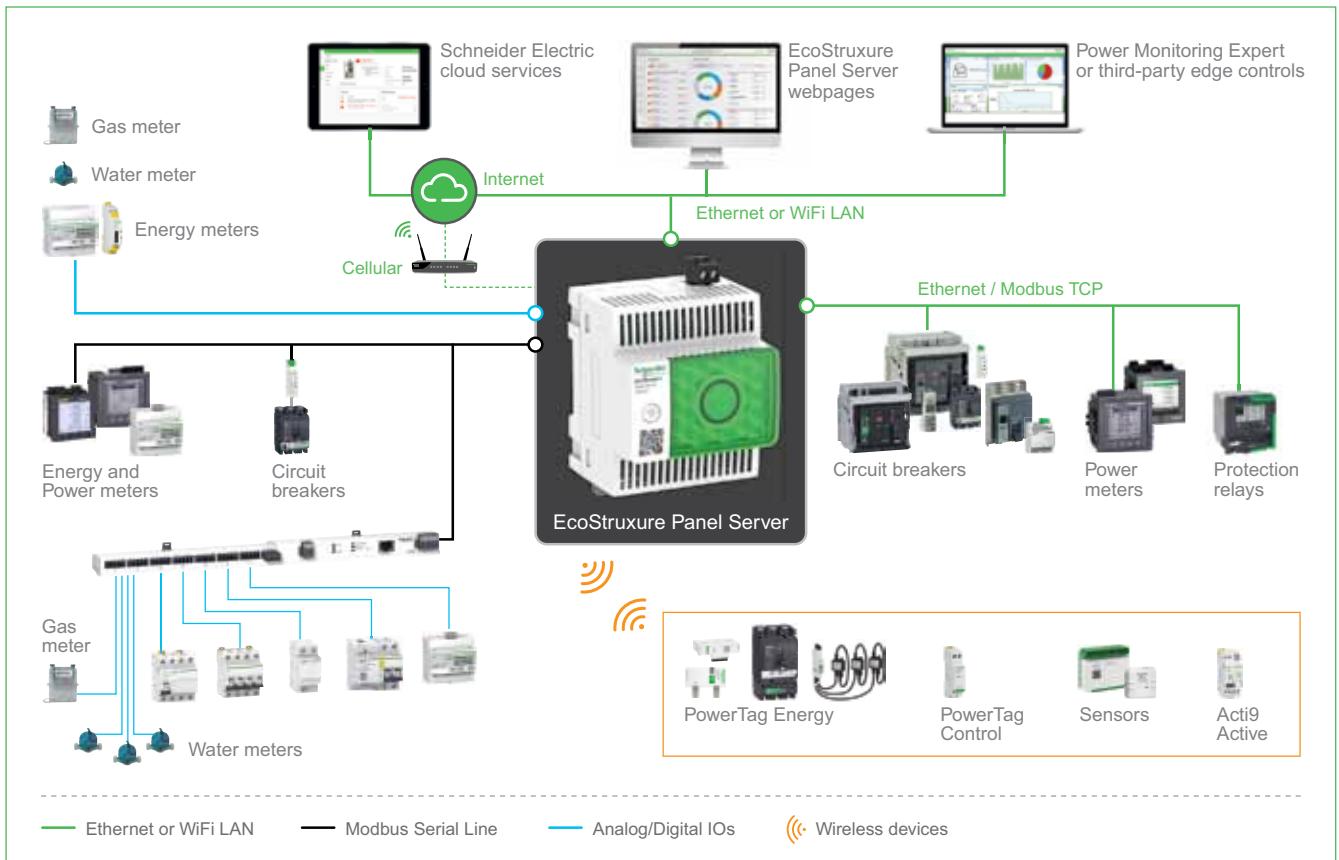
- EcoStruxure Power Commission software
- Device auto discovery
- Generation of acceptance reports to validate gateway configuration
- Commission via Bluetooth® or WiFi

Intuitive operation

- User-friendly webpages offer first-level monitoring
- Contextualized data and operational insights
- Simple alarm setup for email notification
- Standardized IEC 62974-1 compliant datalogger and energy server



Architecture overview



Please contact Customer Care Center for Stockable and Non stockable status of references.

☑ **NORMAL STOCK ITEMS**

W.E.F. January 17th, 2024

8. Ethernet Communication Gateways

8.1 Ethernet Communication Gateway Server / Converters

Panel Server



- > Retrieve data from wireless & Modbus devices.
- > Connect to edge control systems & cloud applications.
- > Plug & Play easy commissioning.
- > User friendly embedded webpages.
- > Cybersecurity at the core.

Product	Description	Reference	Unit MRP [₹]
Panel Server Universal	Panel Server Universal with 24V DC power supply	PAS600L	41924
	Panel Server Universal with 100-277 V AC/DC power supply	PAS600	
Panel Server Entry	Panel Server Entry with 110-277VACDC	PAS400	25900
Panel Server Advanced	Panel Server Advanced with 110-277VACDC	PAS800	77700
	Panel Server Advanced with 24VDC	PAS800L	

Accessories for Power Monitoring NEW

Description	Reference	Unit MRP [₹]
Adaptor Plate 144X144 mm	30000089	125
IP65 protection cover for PM5XXX, PM2XXX, NG+ and Hexa	METSEIP65OP96X96FD	4122

Please contact Customer Care Center for Stockable and Non stockable status of references.

NORMAL STOCK ITEMS

W.E.F. January 17th, 2024

9. LCD Display Energy Meters & VAF+PF Meters



9.1 EM1000 / EM1200 Series

Power & Energy Meter for electrical load and energy monitoring

- > Accuracy Class 1.0, 0.5.
- > Elegant single row backlit LCD display.
- > Monitors: PF, W/VA/Var.
- > Three parameters, name and value at single glance with direct reading of primary values.
- > Smart line indicators to check the healthy phase of input voltage.
- > Pulse output / RS485 communication port with Modbus RTU protocol.

Product	Description	Reference		Unit MRP [₹]
EM1200	EM1200 CI0.5 RS	30002572		5629
EM1000	EM1000 CI0.5 POP	30002571		4832
EM1200	EM1200 CI1.0 RS	30002565	☑	4639
EM1000	EM1000 CI1.0 POP	30002568	☑	3822



9.2 DM 6100 Series

High durability, sleek LCD display VAF+PF meters

- > Accuracy Class 1.0, 0.5.
- > Elegant single row, backlit LCD display.
- > Monitors: V, A, F, PF.
- > Three parameters, name and value at single glance with direct reading of primary values.
- > Four smart keys for easy navigation.
- > Smart line indicators to check the healthy phase of input voltage.
- > RS485 communication port with Modbus RTU protocol.

Product	Description	Reference		Unit MRP [₹]
DM6300	DM6300 CI0.5 RS	30002570		4660
DM6100	DM6100 CI0.5	30002569		3679
DM6300	DM6300 CI1.0 RS	30002566		4439
DM6100	DM6100 CI1.0	30002567		3504

Please contact Customer Care Center for Stockable and Non stockable status of references.

☑ NORMAL STOCK ITEMS

W.E.F. January 17th, 2024

10. CE compliance - Volt/Amp/ frequency meter



10.1 EasyLogic™ DM3000 / DM1000

Digital panel meters for measurement of Volt / Amps / Frequency electrical parameters.

- > Accuracy 0.5 % on full scale for Volt & Amps and 0.2 % for Frequency.
- > CE certification as per IEC 61010-1 Edition 3.
- > Easy to operate: Intuitive navigation with single button for self-guided menus.
- > EMI/EMC tests as per IEC 61326-1.
- > Control power options: Universal range 44 to 275 V L-N AC/DC.
- > Panel key: Single key for programming, navigation or as selector switch.
- > Green premium Ecolabel product.

Product	Description	Reference		Unit MRP [₹]
DM3210	Three phase Voltmeter CI0.5	30002965		3380
DM3110	Three phase Ammeter CI0.5	30002964		3380
DM1210	Single phase Voltmeter CI0.5	30002962		2293
DM1110	Single phase Ammeter CI0.5	30002961		2293
DM1310	Frequency meter CI0.2	30002963		1746

11. Just the Basics - Voltage / Ampere / Frequency Meters



11.1 Just the Basics - Voltage / Ampere / Frequency Meters

Digital panel meters which can be used in industrial and commercial settings for measurement of Volt / Amps / Frequency electrical parameters

- > Accuracy 0.5 % on full scale for Volt & Amps and 0.2 % for Frequency.
- > Easy to operate: Intuitive navigation with single button for self-guided menus.
- > Panel key: Single key for programming, navigation or as selector switch.
- > LED display: 7 segment numeric LEDs of height ~14.2 mm (0.55 in) with 4 digits display in one row with kilo value indicator.
- > Bright LED indicators - Kilo & Phase indications for measured value.
- > Compact meter with 43.5 mm depth behind the panel.

Product	Description	Reference		Unit MRP [₹]
DM3210	Three phase Voltmeter CI0.5	30002462	☑	2754
DM3110	Three phase Ammeter CI0.5	30002461	☑	2754
DM3210	Three phase Voltmeter CI1.0	30002386	☑	2202
DM3110	Three phase Ammeter CI1.0	30002385	☑	2202
DM1210	Single phase Voltmeter CI0.5	30002460	☑	1865
DM1110	Single phase Ammeter CI0.5	30002459	☑	1865
DM1210	Single phase Voltmeter CI1.0	30002366	☑	1385
DM1110	Single phase Ammeter CI1.0	30002365	☑	1385
DM1310	Single phase Frequency CI0.2	30002367	☑	1385

* Conzerv is now EasyLogic™

Please contact Customer Care Center for Stockable and Non stockable status of references.

☑ NORMAL STOCK ITEMS

W.E.F. January 17th, 2024



Purpose-built to keep your power reliable and efficient

EcoStruxure™ Power Monitoring Expert


Power is critical to your operations. Disruptions impact productivity and safety. Wasted energy and equipment failures affect your bottom line. Grid systems are also becoming more dynamic and regulations more challenging. You need a way to reveal hidden risk and new opportunities.

Award-winning EcoStruxure™ Power Monitoring Expert (PME) simplifies management of complex power systems. It brings unique new capabilities that protect people and assets, keeps operations running and saves time and money. As a key element in an EcoStruxure Power solution, PME takes full advantage of IoT connectivity and distributed intelligence to help maximize your uptime and operational efficiency:

- Smart events and alarm clustering for intuitive filtering, searching and categorization of events and alarms
- Graphical timelines easily analyze event and alarm sequence, location and potential impact
- Advanced energy visualization – analysis tools calculate, model, forecast and track energy performance indicators (EnPIs)
- Compliant with IEC62443 cybersecurity standards, for even the most demanding IT environments



EcoStruxure Power Monitoring Expert drives performance with the next generation in power and energy management.



Help keep people and assets safer



Optimize business reliability and continuity



Maximize operational lifecycle efficiency



Simplify compliance

se.com/in



The power of a SCADA uniquely designed for critical power management

EcoStruxure™ Power Operation

No matter the size or complexity of your electrical system, you need reliable power 24/7. Every second of downtime in a power-critical facility means business interruption and financial loss, unsafe conditions and damaged reputations. Your team requires the ability to react and correct issues immediately for every potential risk.

EcoStruxure Power Operation is a SCADA system uniquely designed to help large electrical distribution applications in facilities like data centers, industrials, airports and electro-intensive operations maximize uptime, unite medium and low voltage networks and integrate mechanical monitoring.

Power availability

Reduce downtime caused by electrical outages for optimum continuity and reliability. Using machine-learning algorithms and automation, Power Operation improves situational awareness to speed analysis and reduces the time required for your operators and engineers to discover root causes.

Energy efficiency

Power Operation helps you set energy targets, track consumption and monitor performance. Create overall efficiencies to avoid peak penalties, identify bill errors and allocate energy costs. Real-time management and KPI reporting improve your operational efficiency.

Cybersecurity

Stay connected while protecting people, electrical assets and valuable, sensitive information. Power Operation's third-party cybersecurity certifications provide peace of mind to give you operational confidence and helping you avoid malicious threats and safety hazards.



SCADA system for real-time situational awareness and cyber-resilient solutions



Maximize power reliability and uptime



Boost operational efficiency



Improve confidence in operations and security

Life Is On

Schneider
Electric

Schneider Electric India Pvt. Ltd.

Corporate Office: 9th Floor, DLF Building No. 10, Tower C, DLF Cyber City, Phase II, Gurugram 122002 Haryana
Tel.: ++91 124 6899000 Fax: ++91 124 4222036/037

Ahmedabad

Schneider Electric India (P) Ltd.
1506-1507, 15th Floor Shapth-5
Opp.Karnavati Club, SG Highway,
Ahmedabad, Gujarat - 380015
Tel.: 079-66826701

Bengaluru

Schneider Electric India (P) Ltd.
No. 3/1, JP Techno Park
Mezzanine Floor, Millers Tank Bund
Road, Vasanth Nagar
Bengaluru - 560052
Tel.: 080-71481351

Bhubaneswar

Schneider Electric India (P) Ltd.
Workloop Co-Working in the property Of-
fice No. 316, Esplanade One Mall
Rasulgarh, Bhubaneswar - 751010

Chennai

Schneider Electric India (P) Ltd.
No: 29, 2nd Floor,
Bannari Amman Towers, B-Block
Dr. Radhakrishnan Road, Mylapore
Chennai - 600 004
Tel.:044-71912000

Cochin

Schneider Electric India (P) Ltd.
Alapatt Properties Private Limited
(Trade Name : Centre A)
Main Door Number : 66/4971
(Old Door Number: 40/6584-H)
7th Floor Alapatt Heritage Building
MG Road Kochi - 682035

Coimbatore

Schneider Electric India (P) Ltd.
Hanudev Info Tech Park, 6th Floor
Unit No. Block-C, SF No. 558/2
Udalyampalayam Road, Nava India
Coimbatore - 641028

Hyderabad

Schneider Electric India (P) Ltd.
D.No. 1-8-271, # 401, Ashoka
Bhoopal Chambers, SP Road
Secunderabad - 500003
Tel.: 040-67219500

Indore

Schneider Electric India (P) Ltd.
219, Dhan Trident Building
Vijay Nagar, A.B.Road
Indore - 452001

Jaipur

Schneider Electric India (P) Ltd.
Jaipur Business Centre 309
3rd Floor, Sangam Tower 190
Church Road, Jaipur - 302001
Tel.: 0141-2374810

Kolkata

Schneider Electric (I)Pvt.Ltd,
BP-4, Sector-V, Technopolis
3rd Floor, Salt Lake City
Kolkata - 700 091
Tel.: 033-66576400

Lucknow

Schneider Electric India (P) Ltd.
Summit, Plot No. TCG 3/3
6th Floor, 604A/B/C, Vibhuti Khand
Gomti Nagar, Lucknow
Uttar Pradesh - 226010
Tel.: 0522-3500334

Ludhiana

Schneider Electric India (P) Ltd.
SCO 23, 2nd Floor,
Chandigarh Road, Sector 32
Ludhiana, Punjab -141010
Tel.: 0161- 5203011

Mohali

Schneider Electric India (P) Ltd.
2nd Floor, Tower-A
Bestech Business Tower
Mega Information & Technology Park
Industrial Plot No.1, Phase IX
(Expansion), Mohali - 160059
Tel.: 0172-7198200

Mumbai

Schneider Electric India (P)(Ltd)
Marwah House, 2nd Floor
Krishanlal Marwah Marg
Andheri (East), Mumbai - 400072
Tel.: 022-62280000

Nagpur

Schneider Electric India (P) Ltd.
6, Vasant Vihar Complex
W.H.C Road, Shankar Nagar
Nagpur - 440010
Tel.: 0712-2558581

Nashik

Schneider Electric India (P) Ltd.
401, 4th Floor, Rishi Raj Towers
Jehan Circle, Gangapur Road
Nashik - 422013
Tel.: 0253-2344333

New Delhi

Schneider Electric India (P) Ltd.
C-56, Mayapuri Industrial Area, Phase-2
New Delhi - 110064
Tel.: 011-61317400

Pune

Schneider Electric India (P) Ltd.
Amar Caliber, CTS No 911, BMCC Road,
OFF F.C. Road, Deccan Gymkhana,
Shivaji Nagar, Pune - 411007
Tel.: 020-67492500

Vadodara

Schneider Electric India (P) Ltd.
Notus IT Park, 10th Floor, Block-D
Sarabhai Campus, Vadiwadi
Vadodara, Gujarat - 390017

Vishakhapatnam

Schneider Electric India (P) Ltd.
D.N.10-1-43, 1st Floor
Ratnam's Business Centre,
Siripuram Fort, C.B.M.Compound
Visakhapatnam - 530016
Tel.: 0891-6675500

Customer Care Centre

Monday-Saturday, 9 a.m. to 8 p.m.

Toll-free numbers: 1800 419 4272, 1800 103 0011

Email: customercare.in@schneider-electric.com

For more information, visit our website at: www.se.com/in

- All Prices are in Indian Rupees.
- Prices are subject to change without prior notice.
- Product evolution is a continuous process and Schneider Electric reserves the right to modify/withdraw any product at any time without prior notice.
- Prices charged will be as prevailing on the date of dispatch.
- Invoice Amount = (MRP – less Applicable discount) + Applicable GST %
- Tax incidence on invoices is basis applicable GST rates.
- Invoice amount not to exceed MRP.
- Product pictures shown are for illustration purpose only, actual product may vary.

Distributor

Life Is On


Schneider
Electric



 Price List

Final Distribution, Wiring Devices and Lighting Control Products

With effect from January 17th, 2024



se.com/in

Acti 9 Distribution System	4
> Miniature Circuit Breakers (MCBs).....	8
> Residual Current Devices.....	11
> Auxiliaries and Accessories for MCBs / RCDs	13
> Surge Protection Devices.....	15
> Control and Command Products.....	17
> Control and Command Products.....	18
> ComReady Control and Command Products.....	19
> Isobar Distribution System	20
> Acti 9 Isobar Pan Assembly	22
> Acti 9 Distribution Boards.....	23
> Acti 9 Modular Distribution Boards - Metallic.....	27
Kaedra Enclosures	34
PratiKa.....	36
Electra	40
56 Series	41
Wiring Devices	44
> LIVIA - Switch to the extra-ordinary.....	46
> Clipsal X - As Stylish As Your World	48
> Opale - Switches with Satin Finish	52
> Unica Pure - Irresistibly Beautiful	54
> ZENcelo India - The Revolutionary Full-Flat Switch.....	63
> AvatarOn - It's also a Switch.....	67
> Kavacha - Weather Protected Series.....	74
> Metal Boxes	75
> Wiser.....	76
> Surface and Flush Mount Occupancy Sensors.....	77
> Dimmable Sensors with Light Regulation.....	77
> Wall Mount Sensors.....	78
> Hotel - ELV Dual Motion Sensor	78
> Timers & Time Switches	79

Acti 9 | Advanced Communication Technology that Inspires

> Protection devices

- Miniature circuit breakers
- Residual current circuit breakers
- Vigi™ residual current devices
- Surge Protection Devices

> Protection monitoring and supervision

- Indication and tripping auxiliaries
- Remote control auxiliaries
- Automatic reclosure auxiliaries



Innovative
Protection monitoring Total control and
Metering @ DB level



Efficient
Manage loads, reduce operating and project
costs, and accurately plan maintenance

> Control and monitoring

- Contactors
- Impulse relays
- Integrated control circuit breakers
- Light indicators
- Push-buttons and selector switches
- Kilowatt hour meters
- Communicating architecture

> Installation system

- IP20B terminals
- Splitter blocks
- Full range of mounting and wiring accessories



Reliable

Dual certifications for one product, 100 percent MCB and RCD coordination, easy ordering and design, error free fast connections

Acti 9 | Advanced Communication Technology that Inspires.....

> Innovative

- Centralized control system including energy metering
- Large and variable data reading and computing through universal Modbus protocol

> Efficient

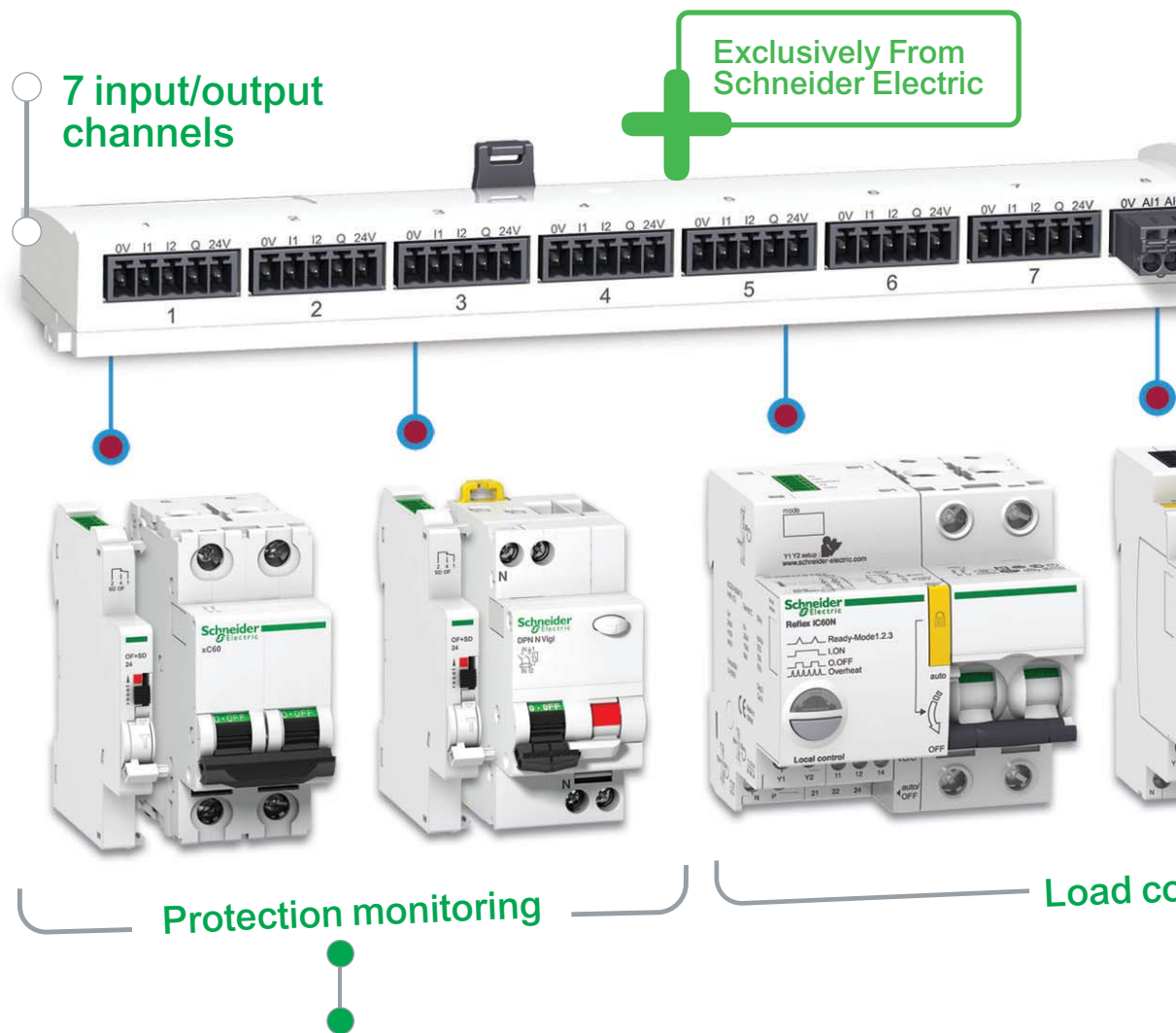
- One-click, prefabricated wiring for comprehensive communication between your distribution board or panel and any facility management system

> Reliable

- Error proof connection leading to reduction in downtime
- EMC tested for immunity, radiated and conducted safety

NEW

Email Notification upon Event (Devices Status Change, Alarm threshold reached etc.)



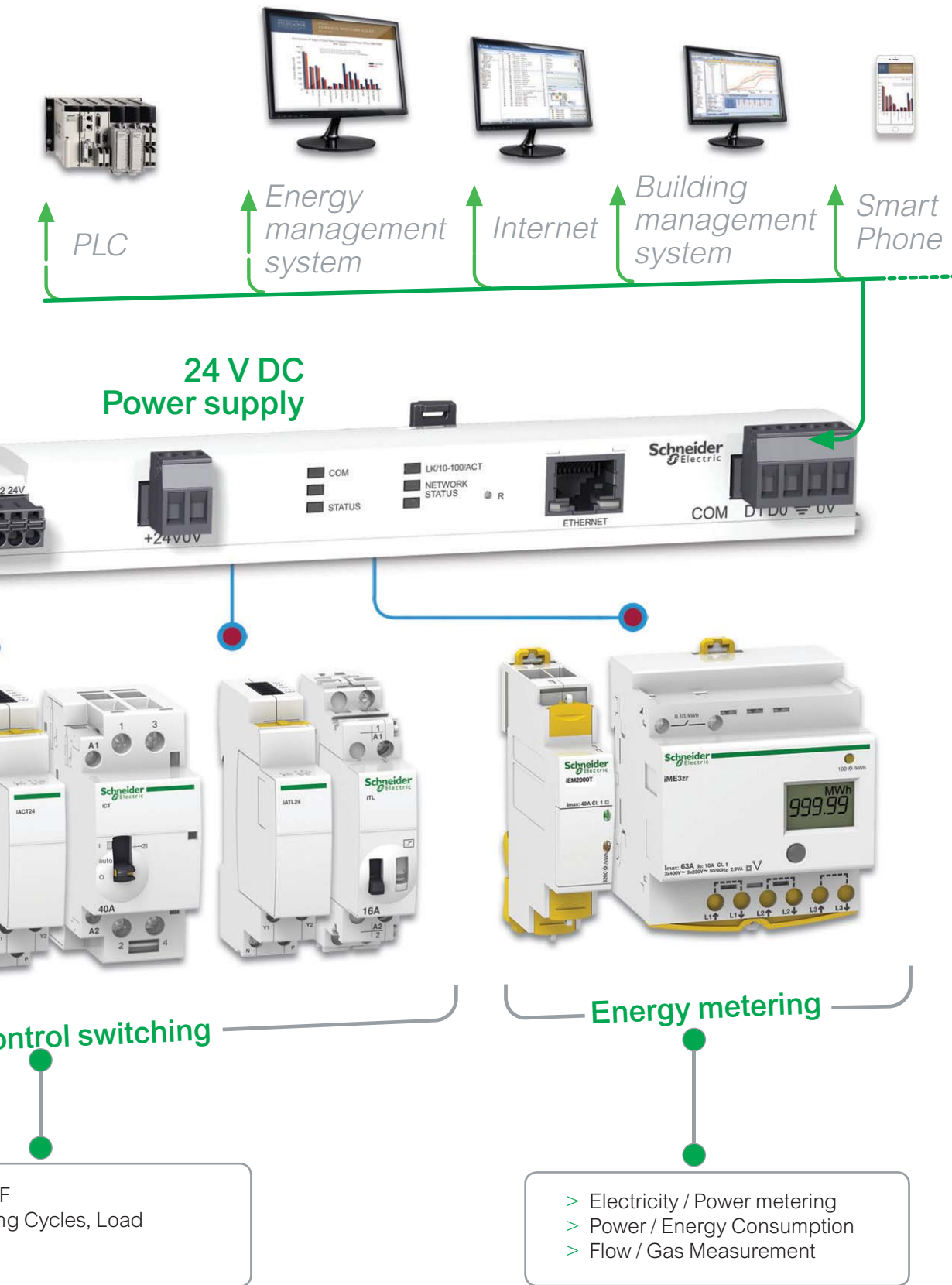
- > Status Monitoring - ON / OFF / TRIP
- > Trip Alarm Indication
- > Load Monitoring - No. of tripping cycles, Running Hours

- > Switching Action - ON / OFF
- > Monitoring - No. of Switching running hours



Meets the challenge of all your applications
Detailed load control, reduced downtime and accurately planned maintenance

Ready to connect to any facility management solution



Green Premium Products

100% Recyclable and Recoverable
REACH, RoHS, PEP, EOL compliant

AC Miniature Circuit Breakers - xC60



Green Premium

- Breaking Capacity as per IEC 60898 and IS/IEC 60898-1, Icn = 10kA
- Breaking Capacity as per IEC 60947-2, Icn = 15kA, upto 40A
- Can be used for DC application upto 60V per pole
- Higher system performance with optimized cost: Cascading*
- Increased System Continuity: Discrimination*
- Higher Installation Life: Energy Limitation Class 3, Fast Closure Mechanism
- Ease, Speed and Flexibility of installation - Biconnect, Line-Load Reversible
- Field-fittable auxiliaries for advance protection and monitoring
- Positive Contact Indication for assurance of disconnection

[In] Rated Current (A)	1 Pole Reference	Unit MRP [₹]	2 Pole Reference	Unit MRP [₹]	3 Pole Reference	Unit MRP [₹]	4 Pole Reference	Unit MRP [₹]
Module Width**	1 mod		2 mod		3 mod		4 mod	
MOQ	12 Nos.		6 Nos.		4 Nos.		3 Nos.	
B curve								
6	A9N1P06B ✓	449	A9N2P06B ✓	1355	A9N3P06B ✓	2249	-	-
10	A9N1P10B ✓	449	A9N2P10B ✓	1355	A9N3P10B ✓	2249	-	-
16	A9N1P16B ✓	449	A9N2P16B ✓	1355	A9N3P16B ✓	2249	-	-
20	A9N1P20B ✓	449	A9N2P20B ✓	1355	-	-	-	-
25	A9N1P25B ✓	449	-	-	A9N3P25B ✓	2249	-	-
32	A9N1P32B ✓	449	-	-	A9N3P32B ✓	2249	A9N4P32B ✓	3030
40	A9N1P40B ✓	974	-	-	-	-	A9N4P40B ✓	4362
63	A9N1P63B ✓	988	-	-	A9N3P63B ✓	3454	A9N4P63B ✓	4402
C curve								
1	A9N1P01C ✓	688	A9N2P01C ✓	1877	A9N3P01C ✓	2962	A9N4P01C ✓	3728
2	A9N1P02C ✓	688	A9N2P02C ✓	1877	A9N3P02C ✓	2962	A9N4P02C ✓	3728
3	A9N1P03C ✓	688	A9N2P03C ✓	1877	A9N3P03C ✓	2962	-	-
4	A9N1P04C ✓	688	A9N2P04C ✓	1877	A9N3P04C ✓	2962	A9N4P04C ✓	3728
6	A9N1P06C ✓	415	A9N2P06C ✓	1355	A9N3P06C ✓	2249	A9N4P06C ✓	3030
10	A9N1P10C ✓	415	A9N2P10C ✓	1355	A9N3P10C ✓	2249	A9N4P10C ✓	3030
16	A9N1P16C ✓	415	A9N2P16C ✓	1355	A9N3P16C ✓	2249	A9N4P16C ✓	3030
20	A9N1P20C ✓	415	A9N2P20C ✓	1355	A9N3P20C ✓	2249	A9N4P20C ✓	3030
25	A9N1P25C ✓	415	A9N2P25C ✓	1355	A9N3P25C ✓	2249	A9N4P25C ✓	3030
32	A9N1P32C ✓	415	A9N2P32C ✓	1355	A9N3P32C ✓	2249	A9N4P32C ✓	3030
40	A9N1P40C ✓	974	A9N2P40C ✓	2182	A9N3P40C ✓	3425	A9N4P40C ✓	4275
50	A9N1P50C ✓	974	A9N2P50C ✓	2182	A9N3P50C ✓	3425	A9N4P50C ✓	4402
63	A9N1P63C ✓	988	A9N2P63C ✓	2201	A9N3P63C ✓	3538	A9N4P63C ✓	4585
D curve								
2	A9N1P02D ✓	695	A9N2P02D ✓	1897	-	-	-	-
3	A9N1P03D ✓	695	-	-	A9N3P03D ✓	3008	-	-
4	A9N1P04D ✓	695	A9N2P04D ✓	1897	A9N3P04D ✓	3008	-	-
6	A9N1P06D ✓	586	A9N2P06D ✓	1421	A9N3P06D ✓	2369	-	-
10	A9N1P10D ✓	586	A9N2P10D ✓	1421	A9N3P10D ✓	2369	-	-
16	A9N1P16D ✓	586	A9N2P16D ✓	1421	A9N3P16D ✓	2369	A9N4P16D ✓	3142
20	A9N1P20D ✓	586	A9N2P20D ✓	1421	A9N3P20D ✓	2369	A9N4P20D ✓	3142
25	A9N1P25D ✓	586	A9N2P25D ✓	1421	A9N3P25D ✓	2369	A9N4P25D ✓	3142
32	A9N1P32D ✓	586	A9N2P32D ✓	1421	A9N3P32D ✓	2369	A9N4P32D ✓	3142
40	A9N1P40D ✓	1052	A9N2P40D ✓	2306	A9N3P40D ✓	3628	A9N4P40D ✓	4550
50	-	-	-	-	A9N3P50D ✓	3628	-	-
63	A9N1P63D ✓	1065	A9N2P63D ✓	2334	A9N3P63D ✓	3661	A9N4P63D ✓	4597

Note: * Please contact nearest Schneider Electric Sales Office or Customer Care Center for coordination chart
**18mm/module

Please contact Customer Care Center for Stockable and Non stockable status of references.

✓ NORMAL STOCK ITEMS

W.E.F. January 17th, 2024

AC Miniature Circuit Breakers - C120



- Breaking capacity as per IEC 60898, Icn = 10kA/15kA
- Positive Contact Indication for assurance of disconnection
- Degree of pollution: 3 (suitable for industrial environment)
- Operating Temperature: -30 to 70°C
- Terminal connections: Flexible cables up to 35 sq.mm; Rigid cables up to 50 sq.mm

[In] Rated Current (A)	1 Pole Reference	Unit MRP [₹]	2 Pole Reference	Unit MRP [₹]	3 Pole Reference	Unit MRP [₹]	4 Pole Reference	Unit MRP [₹]
Module Width**	1.5 mod		3 mod		4.5 mod		6 mod	
MOQ	12 Nos.		6 Nos.		4 Nos.		3 Nos.	
C120N (10kA)								
80	A9N18357 ✓	3787	A9N18361 ✓	8393	A9N18365 ✓	13184	A9N18372 ✓	17181
100	A9N18358 ✓	4248	A9N18362 ✓	8952	A9N18367 ✓	14051	A9N18374 ✓	17901
125	A9N18359 ✓	4675	A9N18363 ✓	9840	A9N18369 ✓	15585	A9N18376 ✓	20260
C120H (15kA)								
80	A9N18446	4359	A9N18457	10100	A9N18468	15494	A9N18479	21498
100	A9N18447	4997	A9N18458	10561	A9N18469	16880	A9N18480	23835
125	A9N18448	5517	A9N18459	11982	A9N18470	18216	A9N18481	25179

DC Miniature Circuit Breakers - C60H



- Specially designed MCB for enhanced protection in DC installation
- Magnetic Arc Chutes to quick break DC current in event of fault
- Breaking capacity 6kA as per IEC 60947-2
- Voltage Rating: 1P - 250 V DC & 2P - 500 V DC
- Impulse Voltage: 6 kV
- Higher Installation Life: Energy Limiting Class: 3

[In] Rated Current (A)	Module Width 18mm/ module	1 Pole Reference	Unit MRP [₹]	Module Width 18mm/ module	2 Pole Reference	Unit MRP [₹]
MOQ		12 Nos.			6 Nos.	
C60H-DC						
0.5	1	A9N61500	1784	2	A9N61520	3917
1	1	A9N61501 ✓	1301	2	A9N61521 ✓	2685
2	1	A9N61502 ✓	1301	2	A9N61522 ✓	2685
3	1	A9N61503 ✓	1301	2	A9N61523 ✓	2685
4	1	A9N61504 ✓	1301	2	A9N61524 ✓	2685
5	1	A9N61505	1301	2	A9N61525	2685
6	1	A9N61506 ✓	1069	2	A9N61526 ✓	2185
10	1	A9N61508 ✓	1069	2	A9N61528 ✓	2185
16	1	A9N61511 ✓	1069	2	A9N61531 ✓	2185
20	1	A9N61512 ✓	1069	2	A9N61532 ✓	2185
25	1	A9N61513 ✓	1069	2	A9N61533 ✓	2185
32	1	A9N61515 ✓	1231	2	A9N61535 ✓	2185
40	1	A9N61517 ✓	1465	2	A9N61537 ✓	3222
50	1	A9N61518 ✓	1465	2	A9N61538 ✓	3222
63	1	A9N61519 ✓	1465	2	A9N61539 ✓	3222

Special application MCBs



Solar Application – PV DC

- DC MCB for multi string PV installations
- Operating Voltage: 800V DC
- Current Rating up to 25A
- Complies to IEC / EN 60947-2



Rail Application* (Including Rolling Stock)

- Fire & smoke Resis tant – Level 2 (NF F 16-101, NF F 16-102)
- Shock & vibration resistant (IEC 61373) – Cat 1, Class B
- Breaking Capacity: up to 25kA
- Complies to IEC / EN 60947-2



UL MCB

- Type: UL1077, UL489
- Breaking Capacity of 10kA
- Complies to IEC 60947-2 / UL1077 / UL489 / CSA

Note:

Please contact nearest Schneider Electric sales office or Customer Care for Reference and prices of Application Specific MCBs

*Rail Application RCDs are also available on demand **18mm/module

Please contact Customer Care Center for Stockable and Non stockable status of references.

✓ NORMAL STOCK ITEMS

W.E.F. January 17th, 2024

Residual Current Devices (RCDs) - For Human and Fire Protection



**30
mA**

Use of **30mA RCDs** is now **mandatory** for all **domestic intallations** in India {CEA Amendment regulation 2015*}



Schneider Electric provides voltage independent RCDs which work on current sensing technology and provide protection from residual current even at extra low voltages (down to zero volts) and in case of break of neutral.

**SI
Type**

Schneider Electric offers SI RCD built to operate in electrically polluted or installation in aggressive environments:

- Flourescent / Variable lighting with Electronic ballast
- Powerful IT / Telecom equipment / Air conditioning
- Severe Atmosphere - High lighting risk / Swimming pools

* for Measures relating to Safety and Electric supply

Please contact Customer Care Center for Stockable and Non stockable status of references.

NORMAL STOCK ITEMS

W.E.F. January 17th, 2024

AC Residual Current Circuit Breakers - xID



Suitable for
ComReady
Auxiliary



[In] Rated Current (A)	Earth-Leakage Sensitivity (mA)	Module Width 18mm/module	2 Pole Reference	Unit MRP [₹]	Module Width 18mm/module	4 Pole Reference	Unit MRP [₹]
25	30	2	A9N16201	4606	4	A9N16251	6465
	100	2	A9N16203	5112	4	A9N16253	6870
	300	2	A9N16202	5267	4	A9N16252	7072
40	30	2	A9N16204	5421	4	A9N16254	6364
	100	2	A9N16205	5845	4	A9N16255	6908
	300	2	A9N16206	6130	4	A9N16256	7175
63	30	2	A9N16208	6528	4	A9N16258	7369
	100	2	A9N16209	7021	4	A9N16259	8162
	300	2	A9N16210	7162	4	A9N16260	8200
80	30	2	A9N16212	10975	4	A9N16261	12999
	100	2	A9N16213	11157	4	A9N16262	13208
	300	2	-	-	4	A9N16263	13279

AC Residual Current Circuit Breakers (RCCBs) - ID



- Complies to standards IEC 61008-1 and VDE 0664
- AC Class protection
- Degree of pollution: 3 (suitable for industrial environment)
- Electrical ON/OFF indication by using OFSP auxiliary

Poles Description	[In] Rated Current (A)	Earth-Leakage Sensitivity (mA)	Module Width 18mm/module	Reference	Unit MRP [₹]
4P	100	30	4	**A9R11491	-
		100	4	**A9R12491	-
	125	30	4	16905	55307
		100	4	16906	53849
		300	4	16907	54100

Note: **For 100A RCCB Auxiliary kindly contact Customer Care

AC Residual Current Breaker Overload (RCBO) - DPN N Vigi



Suitable for
ComReady
Auxiliary



- Complies to standards IEC/EN 61009
- AC Class Protection; Tripping characteristics - C curve
- Overvoltage category (IEC 60364): IV
- Suitable for indication & tripping auxiliaries

Poles Description	[In] Rated Current (A)	Earth-Leakage Sensitivity (mA)	Module Width 18mm/module	Reference	Unit MRP [₹]
1P+N	6	30	2	A9N19661	7314
		300	2	A9N19681	7429
	10	30	2	A9N19663	7314
		300	2	A9N19683	7429
	16	30	2	A9N19665	7314
		300	2	A9N19685	7429
	20	30	2	A9N19666	7314
		300	2	A9N19686	7429
	25	30	2	A9N19667	7314
		300	2	A9N19687	7429
	32	30	2	A9N19668	7314
		300	2	A9N19688	7799
	40	30	2	A9N19669	9254
		300	2	A9N19689	9415

Note: Application specific RCDs also available with 10mA, 500mA and 1000mA sensitivities | Please contact nearest Schneider Electric Sales Office or Customer Care Center for Reference and Prices

Please contact Customer Care Center for Stockable and Non stockable status of references.

✓ NORMAL STOCK ITEMS

W.E.F. January 17th, 2024

SI Type Residual Current Circuit Breakers (RCCBs) - xID SI



- Complies to standard IEC/EN 61008-1
- SI RCDs offer enhanced immunity against Electrical Disturbances; Polluted and Corrosive environments - Guaranteed performance in harsh operating conditions
- Ensures continuity of supply in networks with:
 - Transient overvoltages
 - Loads generating HF leakage current i.e. harmonics
 - Loads generating continuous leakage current
- Ensures tripping on genuine earth fault in networks with:
 - Pulsating DC components
 - HF applications which "Blinds" (non-tripping) the conventional RCDs

[In] Rated Current (A)	Earth-Leakage Sensitivity (mA)	Module Width 18mm/module	2 Pole Reference	Unit MRP [₹]	Module Width 18mm/module	4 Pole Reference	Unit MRP [₹]
25	30	2	A9N16234	10715	4	A9N16321	11941
40	30	2	A9N16237	11254	4	A9N16324	12318
63	30	2	A9N16240	11578	4	A9N16327	12648
63	300	2	A9N16246	11664	4	-	-

Vigi Block for xC60 (Add-on RCD Module, 2 & 4 Pole)



- Flexibility to use MCB of any tripping curve to suit applications, ensuring best 3 in 1 protection
- No auxiliary supply required
- AC Class protection
- Degree of pollution: 3 (suitable for industrial environment)
- Immune to nuisance tripping due to transient over voltages

[In] Rated Current (A)	Earth-Leakage Sensitivity (mA)	Module Width 18mm/module	2 Pole Reference	Unit MRP [₹]	Module Width 18mm/module	4 Pole Reference	Unit MRP [₹]
25	30	1.5	A9N26581	8253	3	A9N26595	9459
	100	1.5	A9N26582	9638	3	A9N26596	9813
	300	1.5	A9N26583	10191	3	A9N26597	10561
63	30	2	A9N26611	10595	3.5	A9N26643	10635
	100	2	A9N26612	11220	3.5	A9N26644	11045
	300	2	-	-	3.5	A9N26645	11556

Note: Vigi Block for High Rating up to 125A (C120) and High Breaking Capacity (NG125) available on demand

SI Type Residual Current Breaker Overload (RCBO) - DPN N Vigi SI



- Complies to standard IEC/EN 61009
- Ensures continuity of supply in networks with:
 - Transient overvoltages
 - Loads generating HF leakage current i.e. harmonics
 - Loads generating continuous leakage current
- Ensures tripping on genuine earth fault in networks with :
 - Pulsating DC components
 - HF applications which "Blinds" (non-tripping) the conventional RCDs

Poles Description	[In] Rated Current (A)	Earth-Leakage Sensitivity (mA)	Module Width 18mm/module	Reference	Unit MRP [₹]
1P+N	6	30	2	A9N19631	14561
		300	2	-	-
	10	30	2	A9N19632	14561
		300	2	-	-
	16	30	2	A9N19634	14561
		300	2	A9N19644	14561
	25	30	2	A9N19636	14561
		300	2	-	-
	32	30	2	A9N19637	14561
		300	2	-	-
	40	30	2	A9N19638	17241
		300	2	A9N19648	19186

*For Prices, please contact nearest Schneider Electric Sales Office or Customer Care Center are Center for Reference and Prices

*For prices, Please contact nearest Schneider Electric Sales Office or Customer Care Center and prices.


Please contact Customer Care Center for Stockable and Non stockable status of references.

NORMAL STOCK ITEMS

W.E.F. January 17th, 2024

Common Auxiliaries for xC60 / C120 / RCDs Range

- Field-fittable auxiliaries (clip fitted) mounted on left side with maximum width of 54mm
- Order: Tripping Auxiliaries (MN first) followed by Indication Auxiliaries (SD first)



Type	Module Width 18mm/module	Reference	Unit MRP [₹]
Indication Auxiliaries			
Acti9 A9A iOF bottom wiring 0.1-6A aux	0.5	A9N26904	1413
Acti9 A9N SD bottom wiring 0.1-6A aux	0.5	A9N26907	1730
Acti9 A9N OF/SD+OF top/bt wir 0.1-6A aux	0.5	A9N26909	4407
Acti9 A9A iOF bottom wiring 0.1-6A aux	0.5	A9A26904	1447
Acti9 A9A iOF/SD+OF t&b wire 0.1-6A aux	0.5	A9A26909	4682
OF+SD24 auxiliary contact (ComReady)	0.5	A9N26899	3879
Protection Auxiliaries – Trip Indication on front face			
MN Under-voltage Release 220-240V AC	1	A9N26960	6232
MSU Over-voltage Release 275V AC	1	A9N26500	7380
Tripping Auxiliaries – Trip Indication on front face			
MX + OF Shunt Release 110-415V AC: for Remote tripping of Circuit Breaker	1	A9N26946	4054
MX + OF Shunt Release 12-24V AC/DC: for Remote tripping of Circuit Breaker	1	A9N26948	4054
Auxiliary Switch for RCCBs – Mandatory for use of Auxiliaries with RCCBs			
Auxiliary switch for RCCB up to 80A (OF-S)	0.5	A9N26923	5936
Auxiliary switch for RCCBs 125A (OFSP)	0.5	16940	2924

Accessories



Type	Description	Reference	Unit MRP [₹]
Rotary Handle*	Breaker Switching Sub-Assembly	27046	6714
Rotary Handle*	Extended, Disconnectable handle	27047	3390
Padlock** (bag of 2)		26970	1319
Multicable terminal for 3 copper cables**		19096	10913
Aluminum cable terminal**		27060	790
Spacer		A9N27062	333

* for xC60, C120, DPN N Vigi, C60H-DC, xSW - Multi poles only

**for xC60, xID, DPN N Vigi, C60H-DC, xSW, C60PV-DC

Note: For all above Reference MOQ = 1

Please contact Customer Care Center for Stockable and Non stockable status of references.

NORMAL STOCK ITEMS

W.E.F. January 17th, 2024

Protection Against Lightning Strikes And Switching Surges



For all low voltage switchboards and electrical enclosures:

Comprehensive range

- To ensure the protection of equipment connected to:
- Low voltage networks,
- Telecommunications networks,
- Computer networks.
- Easy to implement and use.
- Compatibility with all earthing systems (TT, TNS, TNC, IT).
- Technical and aesthetic consistency

Continuity of service and certified safety

Schneider Electric certified coordination between the surge arrester and its disconnection circuit breaker.

Compliance with standards: IEC/EN 61643-11.



More and more electrical equipment today is sensitive to overvoltages caused by lightning.



90%

of power outlets supply equipment incorporating electronic devices.



iQuick PRD “built-in” technology surge arresters, a Schneider Electric innovation, incorporate their own disconnection circuit breaker: easy to choose and simple to install for greater effectiveness.



Up to **30%** of installation time saved.

Please contact Customer Care Center for Stockable and Non stockable status of references.

NORMAL STOCK ITEMS

W.E.F. January 17th, 2024

Surge Arresters - Type 1+ 2



- Complies to IEC 61643-1 and EN 61643-11
- Withdrawable type: Easy Replacement
- Inbuilt SPD health Indicator: Also available with remote signaling
- For protection against Direct lightning surge, Indirect lightning surge, Switching surge
- Imp up to 25kA & I_{max} upto 40kA
- **Always use a Back-up MCB with your SPD**
- Maximum Operating Voltage [U_c]: 350V

Type	Pole Description	Module Width 18mm/module	Reference	Unit MRP [₹]
PRD1 25r	1P	2	16329	23208
	1P + N	4	16330	41658
	3P	6	16331	65595
	3P + N	8	16332	81499

Surge Arresters iPRD - Type 2 (Withdrawable type) (TT, TN-S, TN-C Systems)



- In conformance with standards IEC 61643-11/2011 T2 and EN 61643-11 Type 2
- For protection against Indirect lightning surge and Switching surge
- Inbuilt health Indicator
- Response time < 25ns
- I_{max} (8/20 s): 65/40/15/8kA
- Maximum Operating Voltage [U_c]: 340V
- Level of protection, U_p: 1.0 - 2.0 kV
- Remote indication contact with 8r/20r/40r/65r
- **Always use a Back-up MCB with your SPD**

Type	Rated Voltage (V)	Pole Description	Module Width 18mm/module	Reference	Unit MRP [₹]
iPRD8	230	1P	1	A9L08100	5685
	230	1P+N	2	A9L08500	10844
	230/400	3P	3	A9L08300	14636
	230/400	3P+N	4	A9L08600	22092
iPRD8r	230	1P+N	2	A9L08501	13000
	230/400	3P+N	4	A9L08601	26511
iPRD20	230	1P	1	A9L20100	6372
	230	1P+N	2	A9L20500	13632
	230/400	3P	3	A9L20300	17450
iPRD20r	230/400	3P+N	4	A9L20600	24671
	230	1P+N	2	A9L20501	15894
	230/400	3P+N	4	A9L20601	30167
iPRD40	230	1P	1	A9L40100	7911
	230	1P+N	2	A9L40500	15700
	230/400	3P	3	A9L40300	22536
iPRD40r	230/400	3P+N	4	A9L40600	31425
	230	1P	1	A9L40101	8857
	230	1P+N	2	A9L40501	20240
iPRD65r	230/400	3P	3	A9L40301	30328
	230/400	3P+N	4	A9L40601	37717
	230	1P	1	A9L65101	11841
iPRD65r	230	1P+N	2	A9L65501	25796
	230/400	3P	3	A9L65301	33662
	230/400	3P+N	4	A9L65601	43678

Spare Cartridges for iPRD



- Spare Cartridges for iPRD8r, iPRD20r, iPRD40r and iPRD65r
- End of life indication available on front face
- These Cartridges are not compatible with Old SPD range (A9L16...)**

Type	Spare Cartridges for	Reference	Unit MRP [₹]
iPRD 65-350	iPRD65r	A9L65102	7561
iPRD 40-350	iPRD40, iPRD40r	A9L40102	6108
iPRD 20-350	iPRD20, iPRD20r	A9L20102	4662
iPRD Neutral	All products (1P+N, 3P+N)	A9L00002	6243

**Spare Cartridges for Old SPD Range (A9L16...) are available on demand - please contact nearest Schneider Electric Sales Office or Customer Care for Reference and prices

Note: For all above Reference MOQ = 1

Please contact Customer Care Center for Stockable and Non stockable status of references.

NORMAL STOCK ITEMS

W.E.F. January 17th, 2024

iQuick PRD - Type 2 with inbuilt MCB



- Compact SPD with in-built back up MCB - saving on space, MCB selection, wiring time
- Compliance to EN 61643-11
- Withdrawable Type - Cost Efficient - Allows damaged Cartridges to be replaced without having to replace entire SPD
- Inbuilt SPD Health Indicator on front face of device; Remote signaling functionality also available
- Incoming Protection: iQuick PRD 40r (High Risk level) and iQuick PRD 20r (Moderate Risk level)
- Secondary Protection: iQuick PRD 8r is cascade mounted with incoming surge arresters

Type	Pole Description	Module Width 18mm/module	Reference	Unit MRP [₹]
iQuick PRD 8r	1P+N	4	A9L16298	16330
	3P	6.5	A9L16299	24488
	3P+N	7.5	A9L16300	30471
iQuick PRD 20r	1P+N	4	A9L16295	18670
	3P	6.5	A9L16296	29397
	3P+N	7.5	A9L16297	36566
Quick PRD 40r	1P+N	4	A9L16292	23352
	3P	6.5	A9L16293	34985
	3P+N	7.5	A9L16294	43478

Note: Spare / Replacement Cartridges available - For Reference and prices contact nearest sales office or customer care

Photovoltaic Surge Arresters



- Protection for photovoltaic panels and the DC input to the inverter from overvoltages due to a lightning strike
- Type 2 surge arresters
- Should be installed in switchboard inside the building. If switchboard is located outside, it must be weatherproof
- Withdrawable surge arrester allows damaged Cartridges to be replaced quickly
- Inbuilt SPD Health Indicator on front face of device; Remote signaling functionality also available

Type	U (cpv) Maximum Operating Voltage (V)	Module Width 18mm/module	Reference	Unit MRP [₹]
iPRD 40r	800	3	A9L40271	12416
	1000	3	A9L40281	15198

Note: Spare / Replacement Cartridges available - For Reference and prices contact nearest sales office or customer care

Surge Arresters for Communication Networks



- Analogue telephone line protection: iPRC surge arrester wired in series to the private installation input, protects the telephones, the modems (including ADSL) etc
- Protection for 2 low-current lines without common potential or 4 lines with common reference potential
- iPRI protects measuring instrument and PLC sensor inputs and the DC power supply inputs up to 53 V and AC power supply inputs up to 37 V

Type	[Ue] Operational Voltage (V)	Module Width 18mm/module	Reference	Unit MRP [₹]
PRI	48 V DC	1	A9L16339	22589
PRC	130 V AC	1	A9L16337	13543

Note: For all above Reference MOQ = 1

Isolator - xSW



- Complies to IEC/EN 60947-3
- Switching duty: AC-22
- Impulse voltage: 6kV
- DC application: 48V (110V with 2 poles in series)
- Short circuit withstand 20 In for 1 second
- Upto 80A Bi connect terminals & 100A to 125A with mono connect terminals

Poles Description	[In] Rated Current (A)	Module Width 18mm/module	MOQ	Reference	Unit MRP [₹]
2	40	2	6	A9S2P040	906
	63	2	6	A9S2P063	1197
3	40	3	4	A9S3P040	1583
	63	3	4	A9S3P063	1854
4	40	4	3	A9S4P040	2004
	63	4	3	A9S4P063	2182
	80	4	3	A9S4P080	2702
	100	4	3	A9S4P100	3650
	125	4	3	A9S4P125	4034

Selector Switch - iSSW



- Complies to IEC 60947-5-1 and IEC 60669-1
- Rating 20A, 250V AC
- Electrical life (AC22): 30,000 cycles
- Connection: tunnel terminals cables up to 10 sq. mm

No. of positions	Poles Description	Contacts	Module Width 18mm/module	MOQ	Reference	Unit MRP [₹]
2	1	1 C/O	1	12	A9E18070	1938
	2	2 C/O	2	6	A9E18071	2665
	2	1NO + 1NC	1	12	A9E18072	1553
3	1	1 C/O	1	12	A9E18073	1779
	2	2 C/O	2	6	A9E18074	3215

iRO Buzzers



- Audible indication in housing and the tertiary sector
- Sound level of 70dBA at a distance of 60cm

Voltage	Module Width 18mm/module	Reference	Unit MRP [₹]
230V AC	1	A9A15322	2407

Please contact Customer Care Center for Stockable and Non stockable status of references.

NORMAL STOCK ITEMS

W.E.F. January 17th, 2024

iCT Contactors



- Complies with standards IEC 1095, E N 61095
- 4 operating modes switch on front face :
 - Automatic mode
 - Temporary "ON" mode
 - Permanent "ON" mode
 - Shutdown
- Mechanical contact position Indicator
- Safe installation maintenance: lock the contactor in ON position
- Silent operation (20dB) for entire range

Type	Rating (A)	No. of Contacts	Module Width 18mm/module	Reference	Unit MRP [₹]
1P	25	1NO	1	A9C20731	2856
	16	2NO	1	A9C22712	2940
2P	25	2NO	1	A9C20732	3515
	40	2NO	2	A9C20842	7163
	63	2NO	2	A9C20862	7683
3P	25	3NO	2	A9C20833	4529
	40	3NO	2	A9C20843	10055
	63	3NO	3	A9C20863	10927
4P	25	4NO	2	A9C20834	4743
	40	4NO	2	A9C20844	11711
	63	4NO	3	A9C20864	12355
	63	2NO + 2NC	3	A9C20868	13763

Note: 100A Contactor in 2P / 4P - available on request

iTL Impulse Relays



- Complies with standards IEC/EN 60669-2-2
- Safe maintenance: disconnection of remote control by selector switch
- Manual Controls on front face: 0-I toggle
- Mechanical contact position Indicator
- Maximum 5 operations/min. and 100 switching operations/day
- Degree of pollution: 3 (suitable for industrial environment)

Type	Rating (A)	Control Voltage	No. of Contacts	Module Width	Reference	Unit MRP [₹]
1P	16	230-240 VAC	1NO	1	A9C30811	1852
	32	230-240 VAC	1NO	1	A9C30831	2331
2P	16	230-240 VAC	2NO	1	A9C30812	3037
	32	230-240 VAC	2NO	1	A9C30831 + A9C32836	6882
3P	16	230-240 VAC	1NO+1NO/NC+1NO	2	A9C30811 + A9C32816	5503
	32	230-240 VAC	1NO+1NO/NC+1NO	2	A9C30831 + 2 x A9C32836	11433
4P	16	230-240 VAC	4NO	2	A9C30814	5871
	32	230-240 VAC	4NO	2	A9C30831 + 3 x A9C32836	15984

iIL Indicator Lights



- Complies with standard IEC 60947-5-1
- Indicator light with LED technology
- Service life 100,000 hours with constant luminous efficiency

Type	Colour	Module Width 18mm/module	Reference	Unit MRP [₹]
Single Indicator light	Red	1	A9E18320	1915
	Green	1	A9E18321	1915
	Blue	1	A9E18323	1915
	Orange	1	A9E18324	1915
3 phase voltage presence light	Red/Red/Red	1	A9E18327	5532
Single Push Button (1 NO+ 1NC)	Grey	1	A9E18033	2579

Note: For all above Reference MOQ = 1

Please contact Customer Care Center for Stockable and Non stockable status of references.

NORMAL STOCK ITEMS

W.E.F. January 17th, 2024

Communication Auxiliaries



Auxiliary for Protection Devices (OF+SD24) Auxiliary for Contactors (iACT24) Auxiliary for Impulse Relays (iATL24)

Description	Module Width	Reference	Unit MRP [₹]
OF+SD24	0.5	A9N26899	3879
iACT24	1	A9C15924	17842
iATL24	1	A9C15424	18787

Acti 9

Description	Reference	Pack	Unit MRP [₹]
Distribloc 63A			
Distribution from the top (4 Module)	04040	1	15571
Distribution through the bottom (4 Module)	04041	1	15571

Reflex iC60 - Integrated Control & Overcurrent Protection Device



- All in One Solution: MCB + Contactor + Impulse Relay + Auxiliary
- 10kA Breaking capacity as per IEC/EN 60947-2,
- Ti24 interface: Connection to PLC, Smartlink
- 3 operating modes to cater to a variety of applications
- Safe lock down with Integrated Padlocking
- Simplified maintenance: Front face Indicator allows better reliability

[In] Rated Current (A)	2 Pole Reference	Unit MRP [₹]	3 Pole Reference	Unit MRP [₹]	4 Pole Reference	Unit MRP [₹]
Module Width **	4.5 mod		5.5 mod		6.5 mod	
B Curve						
10	A9C61210	49082	-	-	A9C61410	58849
16	A9C61216	49076	-	-	-	-
25	-	-	A9C61325	51257	-	-
40	-	-	A9C61340	54818	-	-
C Curve						
10	A9C62210	52114	A9C62310	52825	A9C62410	56074
16	A9C62216	52114	A9C62316	53887	A9C62416	56074
25	A9C62225	49626	A9C62325	52825	A9C62425	56074
40	A9C62240	52268	A9C62340	54844	A9C62440	61304
63	-	-	A9C62363	56954	A9C62463	62899
D Curve						
25	-	-	-	-	A9C63425	58327

Note: **18mm/module

Please contact Customer Care Center for Stockable and Non stockable status of references.

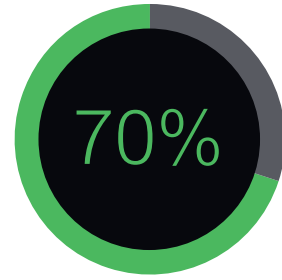
NORMAL STOCK ITEMS

W.E.F. January 17th, 2024

Isobar Distribution System

EcoStruxure™ Innovation At Every Level

From sensors to services, our Innovation At Every Level approach improves energy and operational efficiency by tapping the true business value of IoT advancements. We've made mobility, sensing, cloud, analytics, and cyber security technologies meaningful to customers, helping them compete in our IoT economy.



70%
of decision-makers see the business value of IoT*

*Schneider Electric IoT 2020 Business Report

Connected Products:

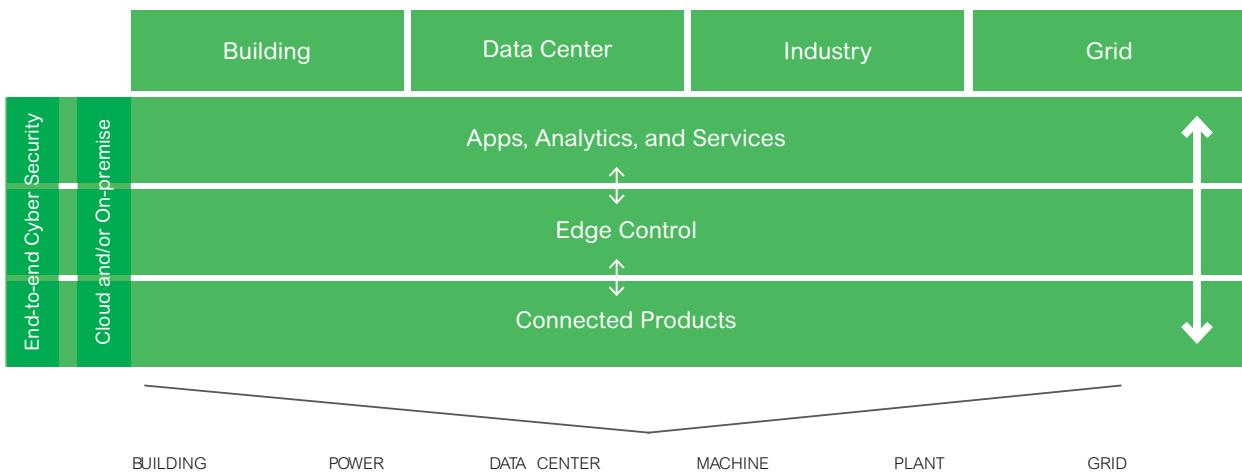
The Internet of Things starts with the best things. Our IoT-enabled best-in-class connected products include breakers, drives, UPSs, relays, sensors, and more. Devices with embedded intelligence drive better decision-making throughout operations.

Edge Control:

Mission-critical scenarios can be unpredictable, so control of devices at the edge of the IoT network is a must. This essential capability provides real-time solutions that enable local control at the edge, protecting safety and uptime.

Applications, Analytics, and Services:

Interoperability is imperative to supporting the diverse hardware and systems in building, data center, industry, and grid end markets. EcoStruxure™ enables a breadth of agnostic applications, analytics, and services for seamless enterprise integration.



Please contact Customer Care Center for Stockable and Non stockable status of references.

NORMAL STOCK ITEMS

W.E.F. January 17th, 2024

Connectivity built in

Acti9 Isobar harnesses the connectivity of the Acti9 range enabling distribution boards to become smart and connected.



1. Enable asset management on all outgoing ways with **PowerTag**



2. **Smartlink SiD** for wireless data concentration




3. Enable further asset and energy management through PowerTag for Compact NSX



4. Monitor and control your assets with SiB Smartlink



5. See the power and optimise the use of your assets with Facility Expert our simple on-line services platform



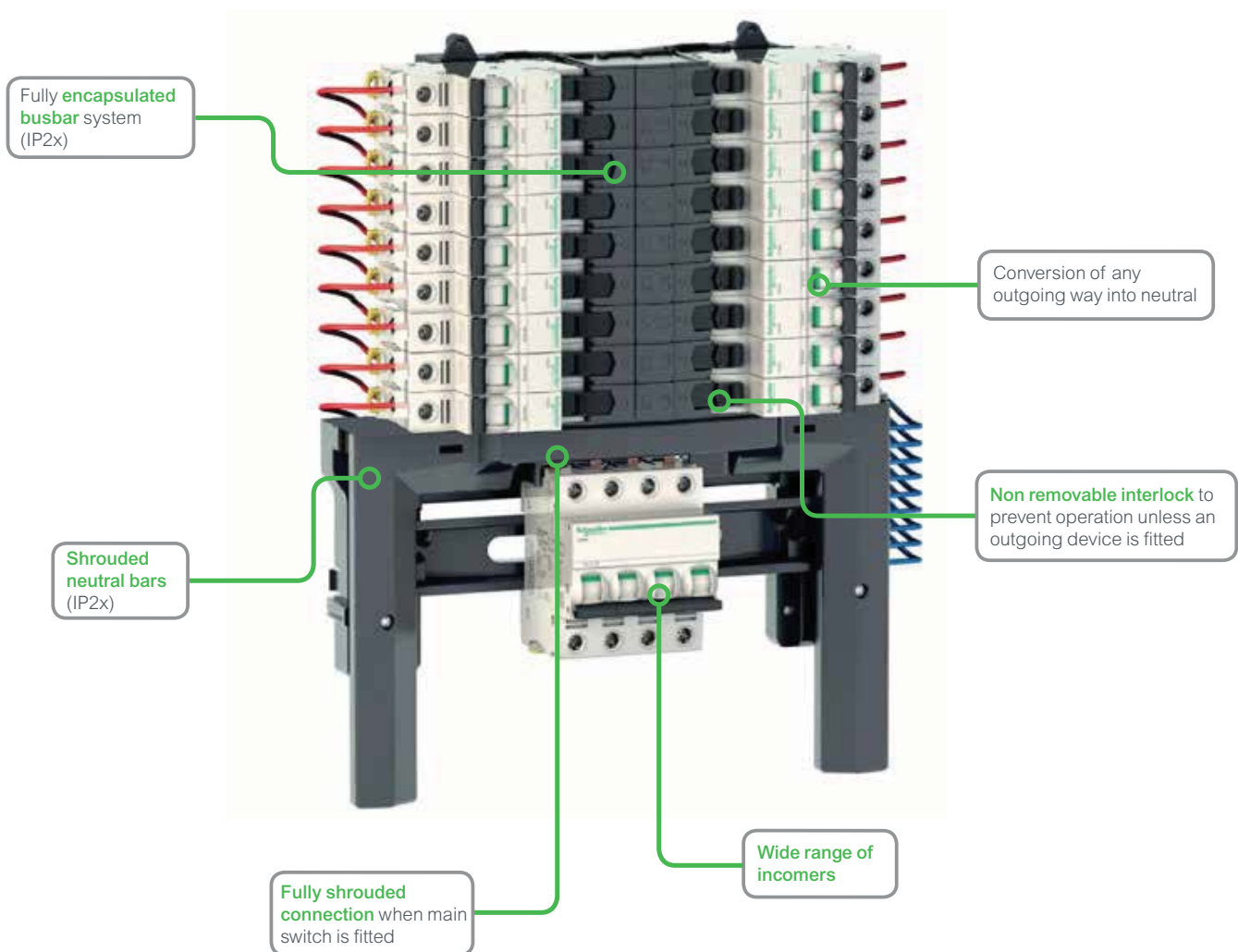
Please contact Customer Care Center for Stockable and Non stockable status of references.

NORMAL STOCK ITEMS

W.E.F. January 17th, 2024

Acti 9

Isobar Pan Assembly



- Fully type tested conditional short circuit rating of 25kA to BS EN 61439-3
- High performance MCB 10kA BS EN 60898 15kA BS EN 60947-2 in B, C or D curve 1, 2, 3, 4 pole
- 250A busbar rating
- Isobar disconnection to BS EN 60947-3 ensuring unused outgoing ways are isolated
- Option of switching outgoing neutral on all boards using distributed neutral kit
- Range of incomers: switch disconnectors, residual current devices, terminal blocks, mccb
- Single pole RCBO for new or retrofit maintaining device density
- Full range of device accessories and auxiliaries
- Shrouded Neutral
- Convention of any outgoing way into Neutral

Description	Double Door Metal (IP43) Reference	Unit LP [₹]
Acti9 Isobar B - pan assembly - 16 ways TP + earth + neutral	SEA9BN16PEV	*
Acti9 Isobar B - pan assembly - 18 ways TP + earth + neutral	SEA9BN18PEV	*
Acti9 Isobar B - pan assembly - 24 ways TP + earth + neutral	SEA9BN24PEV	*
Acti 9 - 1P blank terminal block (no electrical connection)	SEA9BP	*
Isobar B - neutral bar - 1N - for distribution board - 16 ways	SEA9NB16	*
Isobar B - neutral bar - 1N - for distribution board - 18 ways	SEA9NB18	*
Isobar B - neutral bar - 1N - for distribution board - 24 ways	SEA9NB24	*
Isobar A - neutral bar - 1N - for distribution board - 4 ways SP+N	SEA9NKIT	*
Acti 9 - terminal block - 250A	SEA9NPB250TB	*
Acti 9 Isobar B - MCCB/Interpact connection kit	SEA9BINCKIT	*

*** Price on Request**

Please contact Schneider Electric Customer Care Center for Prices

NORMAL STOCK ITEMS

W.E.F. January 17th, 2024

Acti 9

Distribution Boards

Spectacular Design


Blends seamlessly with interiors



Unique Rounded Corners | Color - RAL 9003 white | Designer Rotary Knob

Maximized Wiring Space

Convenient and Safe wiring



15% more wiring area | Reduced U-box Collar | Removable Frame, Centre plate & Gland plate

Adaptable

Total Flexibility for ease of installation and usage



Surface and Flush installation | Field fittable key lock provision | Reversible Door

Inspiring the **S.M.A.R.T.** choice!!!

Robust Architecture

Perfect blend of Strength & Weight




High Strength-to-Weight ratio | RoHS and REACH Compliance – ideal solution for GREEN Buildings

NEW

Base Material used - Galvanized Iron

4X Rust Resistance



1. Powder Coating
- 2. Galvanized Iron**
3. Base Iron

Galvanized Iron | Gives 4X rust resistance
No Rusting | Even if the powder coating is scratched
No Propagation Of Rust | Even If base material is chipped off
No Hassle | of repainting due to rusting

Inspiring the **S.M.A.R.T.** choice!!!

Technically Proven

Safety Guaranteed



Designed and Manufactured as per **IS 8623 - 1 & 3** | IP and IK test by ERDA & CPRI | Glow wire tested

Type Tested as per IEC 61439 - 1 & 3



IEC 61439 - 3* Fully Compliant

*Tested at **NABL** and **ASTA** accredited testing facility



Salt Spray



IP43



IK09



Reliable Door



Earthing



Temp@
Max Curr

Mechanical Tests

Electrical Tests

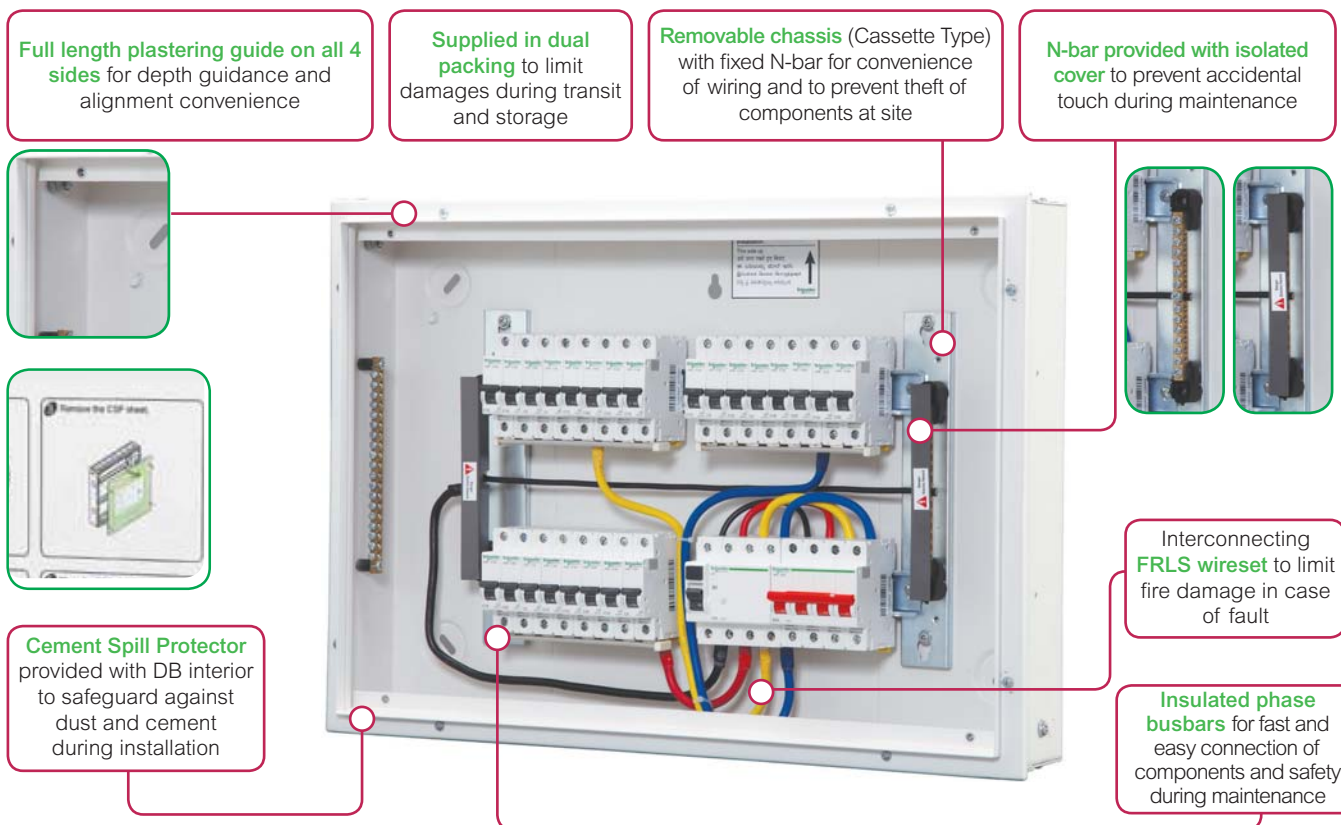
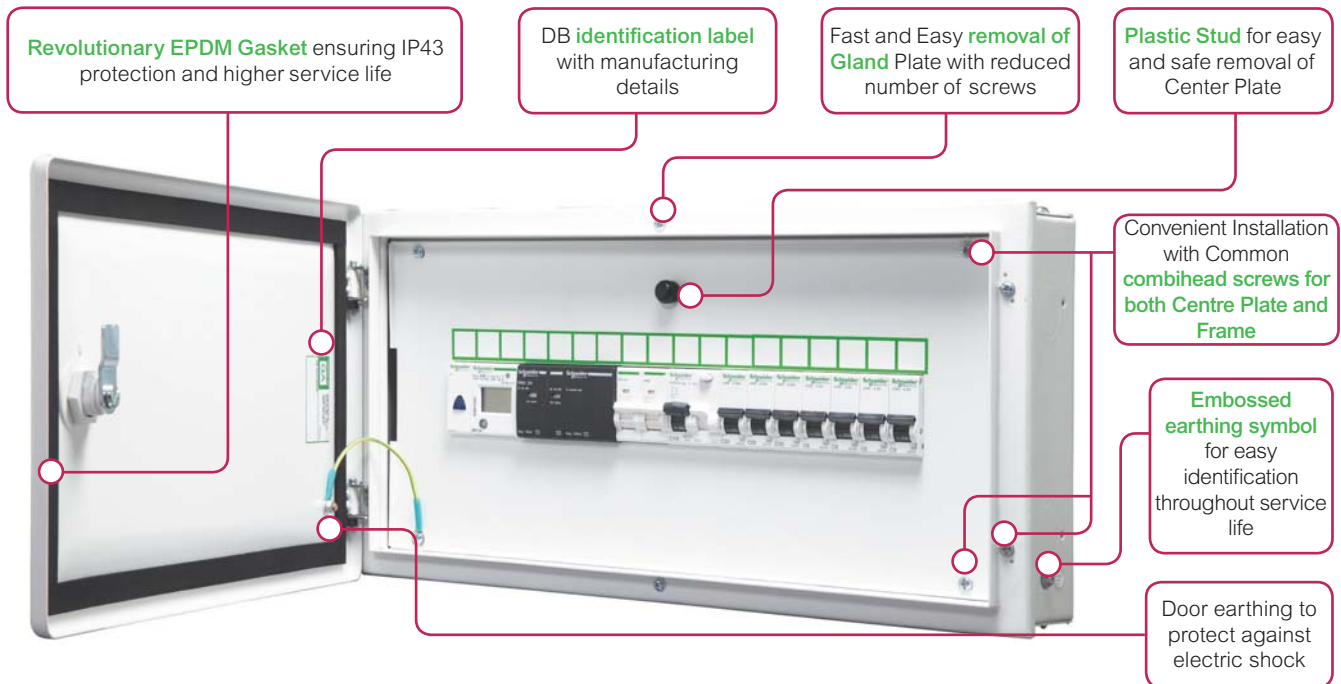
Please contact Customer Care Center for Stockable and Non stockable status of references.

NORMAL STOCK ITEMS

W.E.F. January 17th, 2024

Acti 9

Distribution Boards



Please contact Customer Care Center for Stockable and Non stockable status of references.

NORMAL STOCK ITEMS

W.E.F. January 17th, 2024

Metal Enclosures



- Metal Enclosure to mount individual Modular Device feeding directly to the load or final distribution board

Description	Total Module Cutout	Single Door (IP30) Reference	Unit MRP [₹]
2 way	1 / 2	A9HMES02 <input checked="" type="checkbox"/>	1055
4 way	3 / 4	A9HMES04 <input checked="" type="checkbox"/>	1055

SPN DBs



- SPN DB for distribution of Single Phase Neutral supply to respective load MCBs
- Incomer - DP RCCB/RCBO/Isolator/MCB
- Outgoing - SP MCBs

Description	Total Module Cutout (Incomer + Outgoing)	Single Door (IP30) Reference	Unit MRP [₹]	Double Door Metal (IP43) Reference	Unit MRP [₹]
6 way	6	A9HSNS06	2043	A9HSND06 <input checked="" type="checkbox"/>	2935
8 way	8	A9HSNS08 <input checked="" type="checkbox"/>	2423	A9HSND08 <input checked="" type="checkbox"/>	3199
12 way	12	A9HSNS12	2867	A9HSND12 <input checked="" type="checkbox"/>	3847
18 way	18	-	-	A9HSND18 <input checked="" type="checkbox"/>	5154

TPN DBs



- Standard TPN DBs for distribution of Three Phase and Neutral supply
- Incomer - FP RCCB/RCBO/Isolator/MCB
- Outgoing - SP MCBs

Description	Total Module Cutout (Incomer + Outgoing)	Single Door (IP30) Reference	Unit MRP [₹]	Double Door Metal (IP43) Reference	Unit MRP [₹]
4 way eco	4 + 12	-	-	A9HTND04E <input checked="" type="checkbox"/>	7657
4 way	8 + 12	-	-	A9HTND04 <input checked="" type="checkbox"/>	7723
6 way	8 + 18	-	-	A9HTND06 <input checked="" type="checkbox"/>	7838
8 way	8 + 24	-	-	A9HTND08 <input checked="" type="checkbox"/>	9665
12 way	8 + 36	-	-	A9HTND12 <input checked="" type="checkbox"/>	14756

Flexi Tier DBs



- Flexi DBs give total flexibility to mount any type and size of Modular devices as per load requirement
- Provided with N-Bar and E-Bar
- Flexi Tier DBs can be converted to PPI DB using 'PPI Kit' provided on next page

Description	Total Module Cutout (Incomer + Outgoing)	Single Door (IP30) Reference	Unit MRP [₹]	Double Door Metal (IP43) Reference	Unit MRP [₹]
2 Tier 24 Modules	2 x 12	-	-	A9HFD224	8277
3 Tier 36 Modules	3 x 12	-	-	A9HFD336	9941
4 Tier 40 Modules	4 x 10	-	-	A9HFD440 <input checked="" type="checkbox"/>	10501
4 Tier 56 Modules	4 x 14	-	-	A9HFD456 <input checked="" type="checkbox"/>	10976

Note: For all above Reference MOQ = 1

Please contact Customer Care Center for Stockable and Non stockable status of references.

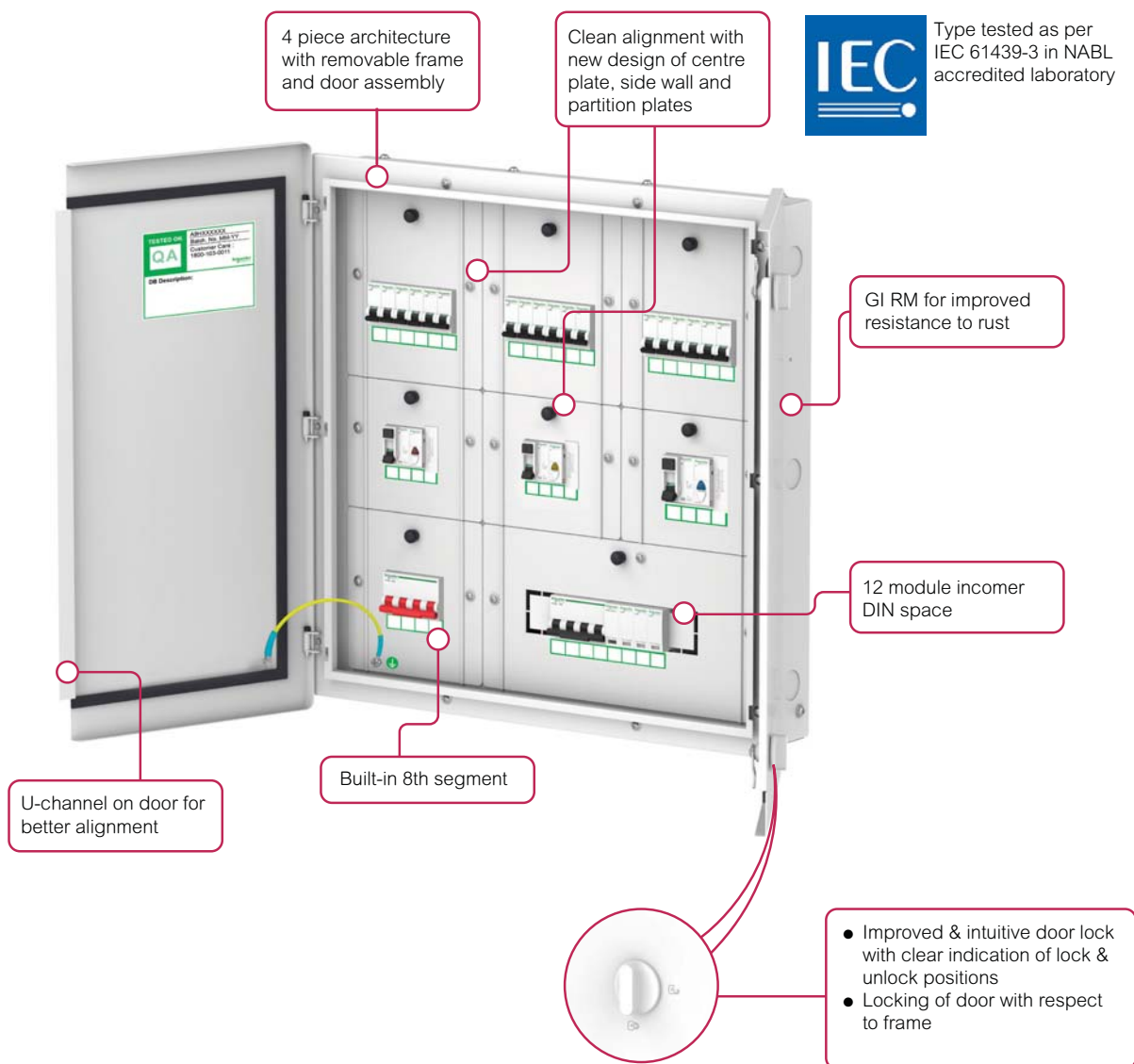
NORMAL STOCK ITEMS

W.E.F. January 17th, 2024

Acti 9

Distribution Boards

New Phase Segregated DBs



Key highlights

- 1 New compact design
- 2 Robust architecture
- 3 Type-tested system
- 4 4 piece construction
- 5 Built-in 8th segment
- 6 Split door for all variants
- 7 Clean alignment of doors, centerplates
- 8 Improved door locking
- 9 High rust resistance with GI
- 10 Increased incomer DIN space

Please Contact nearest Schneider Electric Sales Office and Customer Care Center for your reference.

Please contact Customer Care Center for Stockable and Non stockable status of references.

☑ NORMAL STOCK ITEMS

W.E.F. January 17th, 2024

Per Phase Isolation DBs

- PPI DBs to mount DP Residual Current Device (RCD) at an individual phase level to isolate the faulty phase in case of earth leakage and ensure continuity of supply to other healthy phases
- Incomer - Modular (FP MCB/Isolator) MCCB100A (TP/FP Compact NSX or EasyPact CVS)
- Sub-Incomer - DP RCCB/RCBO
- Outgoing - SP MCBs

PPI TPN DB



Description	Total Module Cutout (no. of rows x No. of modules per row)	Double Door Metal (IP43)	No of Ways	Unit MRP [₹]
6 Way TPN PPI DB	8 + 2 x 3 + 4 x 3	A9HTPI06	6 Ways	10194
8 Way TPN PPI DB	8 + 2 x 3 + 6 x 3	A9HTPI08	8 Ways	11824
12 Way TPN PPI DB	8 + 2 x 3 + 10 x 3	A9HTPI12	12 Ways	16267

PPI Flexi Tier DB

Description	Total Module Cutout (no. of rows x No. of modules per row)	Double Door Metal (IP43)	No of Ways	Unit MRP [₹]
4T40M Flexi PPI DB	4 x 10	A9HFP110	10	15786
4T56M Flexi PPI DB	4 x 14	A9HFP114	14	17773

Phase Segregated DBs



- Phase Segregated DBs to provide total safety for installer and maintenance personnel, by compartmentalizing each Phase and separating Incomer, Sub-Incomer and Outgoing
- Offers better continuity of supply in case of faults during maintenance at DB level.
- Incomer - Modular (FP MCB/Isolator) / MCCB 100A (TP/FP during maintenance Compact NSX or EasyPact CVS)
- Sub-Incomer - DP RCCB/RCBO
- Outgoing - SP MCBs
- GI sheet ensures improved rust resistance
- Type-tested system conforming IEC 61439-3
- Built-in 8th segment (for modular incomer only)
- Increased incomer DIN space of 12M for 6 ways to 12 ways
- Split door for all variants
- New design ensures clean alignment of doors, centerplates
- 4 piece architecture with removable frame
- Improved, intuitive door lock design with clear indication of lock and unlock positions

Description	Total Module Cutout (Additional segment + Incomer + Sub-incomer + Outgoing)	Double Door Metal (IP43) Reference	Unit MRP [₹]
4 way	4 + 8 + (3*4) + (3*4)	A9HPSG04	15374
6 way	4 + 12 + (3*4) + (3*6)	A9HPSG06	17190
8 way	4 + 12 + (3*4) + (3*8)	A9HPSG08	19194
12 way	4 + 12 + (3*4) + (3*12)	A9HPSG12	24095
12 way with MCCB I/c	0 + 100A MCCB + (3*4) + (3*12)	A9HPSG12M	32513

Note: For all above Reference MOQ = 1

Please contact Customer Care Center for Stockable and Non stockable status of references.

NORMAL STOCK ITEMS

W.E.F. January 17th, 2024

VTPN DBs for Modular Incomer



- Ideal solution to distribute power supply to both 3 Phase and 1 Phase loads in the same DB
- Incomer - FP RCCB / RCBO / Isolator / MCB
- Outgoing - SP MCBs / TP MCBs
- 65% more Incomer Wiring Space.
- New Compact Fishbone with better Thermal Performance
- Short Circuit Withstand – 17 kA for 250mS (100 A)/ 25 kA (250 A) for 500mS
- Secure Connections with Fixed Spreader links
- IP 2X protection at Incomer with new shrouds
- Type tested as per IEC 61439 – 3 in NABL accredited Lab
- Knockout size for Incomer increased to 50mm (to accommodate Aluminium Cable)

Description	Total Module Cutout (Incomer + Outgoing)	Double Door Metal (IP43) Reference	No of Ways	Unit MRP [₹]
Acti9 VTPN DB 4 Ways Modular i-c 63A	12 + 12	A9HVM04	4 Ways	14960
Acti9 VTPN DB 8 Ways Modular i-c 63A	12 + 24	A9HVM08	8 Ways	19037
Acti9 VTPN DB 12 Ways Modular i-c 63A	12 + 36	A9HVM12	12 Ways	25467

VTPN DBs for MCCB Incomer



- DBs for higher incoming current distribution up to 250A
- Incomer - TP/FP Compact NSX or EasyPact CVS MCCB up to 250A
- Outgoing - SP MCBs / TP MCBs
- 65% more Incomer Wiring Space.
- New Compact Fishbone with better Thermal Performance
- Short Circuit Withstand – 17 kA for 250mS (100 A)/ 25 kA (250 A) for 500mS
- Secure Connections with Fixed Spreader links
- IP 2X protection at Incomer with new shrouds
- Type tested as per IEC 61439 – 3 in NABL accredited Lab
- Knockout size for Incomer increased to 50mm (to accommodate Aluminium Cable)

Description	Total Module Cutout (Incomer + Outgoing)	Double Door Metal (IP43) Reference	No of Ways	Unit MRP [₹]
Acti9 VTPN DB 4 Ways MCCB i-c 100A	100 A MCCB + 12	A9HVN04L	4 Ways	16382
Acti9 VTPN DB 4 Ways MCCB i-c 160A	160 A MCCB + 12	A9HVN04M	4 Ways	18035
Acti9 VTPN DB 8 Ways MCCB i-c 100A	100 A MCCB + 24	A9HVN08L	8 Ways	20763
Acti9 VTPN DB 8 Ways MCCB i-c 160A	160 A MCCB + 24	A9HVN08M	8 Ways	22467
Acti9 VTPN DB 8 Ways MCCB i-c 250A	250 A MCCB + 24	A9HVN08H	8 Ways	28803
Acti9 VTPN DB 12 Ways MCCB i-c 100A	100 A MCCB + 36	A9HVN12L	12 Ways	27600
Acti9 VTPN DB 12 Ways MCCB i-c 160A	160 A MCCB + 36	A9HVN12M	12 Ways	29983
Acti9 VTPN DB 12 Ways MCCB i-c 250A	250 A MCCB + 36	A9HVN12H	12 Ways	34072

Mivan Compatible DB

SPN DBs

Description	Total Module Cutout (Incomer + Outgoing)	Double Door Metal (IP43) Reference	No of Ways	Unit MRP [₹]
Acti9 DB 6 way SPN DD 1.6mm	2 + 4	A9HSND06Z	6 Ways	On Request
Acti9 DB 8 way SPN DD 1.6mm	2 + 6	A9HSND08Z	8 Ways	On Request
Acti9 DB 12 way SPN DD 1.6mm	2 + 10	A9HSND12Z	12 Ways	On Request
Acti9 DB 18 way SPN DD 1.6mm	2 + 16	A9HSND18Z	18 Ways	On Request

TPN DBs

Description	Total Module Cutout (Incomer + Outgoing)	Double Door Metal (IP43) Reference	No of Ways	Unit MRP [₹]
Acti9 DB 4 way TPN DD 1.6mm	8 + 4 x 3	A9HTND04Z	4 Ways	On Request
Acti9 DB 6 way TPN DD 1.6mm	8 + 6 x 3	A9HTND06Z	6 Ways	On Request
Acti9 DB 8 way TPN DD 1.6mm	8 + 8 x 3	A9HTND08Z	8 Ways	On Request
Acti9 DB 12 way TPN DD 1.6mm	8 + 12 x 3	A9HTND12Z	12 Ways	On Request

Please contact Customer Care Center for Stockable and Non stockable status of references.

NORMAL STOCK ITEMS

W.E.F. January 17th, 2024

Phase Segregated DBs (Mivan Compatible)

Description	Total Module Cutout (Additional segment + Incomer + Sub-incomer + Outgoing)	Double Door Metal (IP43) Reference	No of Ways	Unit MRP [₹]
Acti9 DB 4 way PSG DD 1.6mm	4 + 8 + (3*4) + (3*4)	A9HPSG04Z	4 ways	On Request
Acti9 DB 6 way PSG DD 1.6mm	4 + 12 + (3*4) + (3*6)	A9HPSG06Z	6 ways	On Request
Acti9 DB 8 way PSG DD 1.6mm	4 + 12 + (3*4) + (3*8)	A9HPSG08Z	8 ways	On Request
Acti9 DB 12 way PSG DD 1.6mm	4 + 12 + (3*4) + (3*12)	A9HPSG12Z	12 ways	On Request

Flexi Tier DBs (Mivan Compatible)

Description	Total Module Cutout (no. of rows x No. of modules per row)	Double Door Metal (IP43) Reference	No of Modules Per Row	Unit MRP [₹]
4 Tier 40 Modules	4 x 10	A9HFD440Z	10	On Request
4 Tier 56 Modules	4 x 14	A9HFD456Z	14	On Request

TV TEL DB

Description	Double Door Metal (IP30) Reference	Unit MRP [₹]
Acti9 DB TVTEL BOX 1mm IP30	A9HTVTEL	On Request
Acti9 DB TVTEL & ONT BOX 1.2MM IP30	A9HOTVTEL	On Request

Note: For all above Reference MOQ = 1

Metal Clad P&S Units



- Plug & Socket Unit with Electra Plug & Socket and provision to mount modular protection devices to feed the end load directly

Description	Total Module Cutout	Single Door (IP30) Reference	Unit MRP [₹]
10A 1P+N+E P&S	2	A9HMS210	2685
20A 1P+N+E P&S	2	A9HMS220	2873
30A 3P+E P&S	3	A9HMS330	6289

Please contact Customer Care Center for Stockable and Non stockable status of references.

NORMAL STOCK ITEMS

W.E.F. January 17th, 2024

Industrial P&S Units (provision to mount PratiKa Sockets)



- Plug & Socket Unit with provision to mount PratiKa straight / angled* socket and modular protection devices to feed the end load directly

Description	Total Module Cutout	Single Door (IP30) Reference	Unit MRP [₹]
16A 3P PK P&S	2	A9HKS316	2482
32A 3P PK P&S	2	A9HKS332	4100
32A 5P PK P&S	4	A9HKS532	4856
63A 5P PK P&S	4	A9HKS563	9806

Locks for Acti 9 DBs

Key Lock*



Lock & Unlock symbol on door for easy & intuitive operation

Description	Reference	Unit MRP [₹]
New Rotary Lock**	A9HRL901	795

Note: **Use New Rotary lock reference A9HRL901 for:
Acti9 DBs manufactured September 2020 onwards
Acti9 DBs with lock & unlock symbol on door.

Accessories for Distribution Boards

Wire Way Box for Double Door IP43 DBs

Description	Reference	Unit MRP [₹]
Wire way box for A9HSND06 AC 848	A9HSND06WB	1967
Wire way box for A9HSND08 AC 848	A9HSND08WB	2377
Wire way box for A9HSND12 AC 848	A9HSND12WB	2650
Wire way box for A9HSND18 AC 848	A9HSND18WB	3785
Wire way BOX FOR A9HTND04E - PM 163	A9HTND04EWB	2731
Wire way box for A9HTND04 AC 849	A9HTND04WB	3020
Wire way box for A9HTND06 AC 849	A9HTND06WB	3203
Wire way box for A9HTND08 AC 849	A9HTND08WB	3785
Wire way box for A9HTND12 AC 849	A9HTND12WB	4421
Wire way BOX FOR A9HFD224 AC 850	A9HFD224WB	2816
Wire way BOX FOR A9HFD336 AC 850	A9HFD336WB	2788
Wire way BOX FOR A9HFD440 AC 850	A9HFD440WB	2695
Wire way BOX FOR A9HFD456 AC 850	A9HFD456WB	3020
WWB Acti9 PSG DB 8 Seg 4 Ways MCB i/c	A9HPSG04WWB	3896
WWB Acti9 PSG DB 8 Seg 6 Ways MCB i/c	A9HPSG06WWB	4559
WWB Acti9 PSG DB 8 Seg 8 Ways MCB i/c	A9HPSG08WWB	5100
WWB Acti9 PSG DB 8 Seg 12 Ways MCB i/c	A9HPSG12WWB	6610
WWB Acti9 PSG DB 7 Seg 12 Ways MCCB i/c	A9HPSG12MWWB	7060
WWB for Std VTPN DB MCB i/c AC034	A9HVMXXWB	2866
WWB for Std VTPN DB MCCB i/c AC035	A9HVNXXWB	3050

Modular Distribution Boards - Metallic

Description	Reference	Unit MRP [₹]
Busbars		
Fork Busbar 1P 12MOD. 63A	R9XFH112	1075
Fork Busbar 1P 57MOD. 63A	R9XFH157	2393
Fork Busbar 2P 12MOD. 63A	R9XFH212	1239
Fork Busbar 2P 57MOD. 63A	R9XFH257	4590
Fork Busbar 3P 12MOD. 63A	R9XFH312	2797
Fork Busbar 3P 57MOD. 63A	R9XFH357	10012
Fork Busbar 4P 12MOD. 63A	R9XFH412	2580
Fork Busbar 4P 57MOD. 63A	R9XFH457	10775
Busbar Accessories		
Set of 10 End Caps 1P	R9XE110	*
Set of 10 End Caps 2P	R9XE210	*
Set of 10 End Caps 3P	R9XE310	1131
Set of 10 End Caps 4P	R9XE410	*
Set of 20 Tooth Caps	R9XT20	1359
Blanking Plate	13229B	56

Note: Blanking Plate MOQ = 10, All other MOQ = 1

Customized Distribution Boards to Suit Your Need - Available on Request*

- TV/Telephone DBs
- Pre-Wired DBs
- 8 Segment DBs
- Acrylic Door DBs
- IP54 DBs
- DBs with Phase Indication Lamps

*upto 32A socket only

Note: For all above Reference MOQ = 1

Note: * Please contact nearest Schneider Electric Sales Office or Customer Care Center for coordination chart

Please contact Customer Care Center for Stockable and Non stockable status of references.

NORMAL STOCK ITEMS

W.E.F. January 17th, 2024

Kaedra enclosures for PratiKa industrial sockets are part of a complete system of Watertight enclosures from 16A to 125A providing solutions for protection, control and electrical distribution for tertiary and industrial applications



- Degree of protection - IP65
- Impact strength - IK09
- Resistant to chemical and atmospheric agents, UVs etc.
- Self extinguishing class 2 insulating material
- Flame and abnormal heat resistance: 650°C
- Reversible front face for opening of door to left/right
- Combining of enclosures horizontally/vertically while still maintaining IP
- DIN channel can be positioned in 2 depths & 2 heights for cabling purpose

Mini Enclosures for modular devices



Description	Reference	Unit MRP [₹]
4 module	13441 <input checked="" type="checkbox"/>	4245
6 module	13442	4831
8 module	13443	5689
12 module	13444	9141

Enclosures for modular devices (with terminal blocks)



Description	Reference	Unit MRP [₹]
1 row 12 module	13431	10088
1 row 18 module	13432	13296
2 row 24 module	13433	15099
2 row 36 module	13434	19114
3 row 36 module	13435	19930
4 row 72 module	13437	38040

Mini Enclosure (suitable to mount modular devices and PratiKa 16A socket)



Description	Reference	Unit MRP [₹]
4 module 1 vertical opening	13175 <input checked="" type="checkbox"/>	2025
4 module 2 horizontal opening	13176	2498
4 module 3 horizontal opening	13177	3144

Note: For all above Reference MOQ = 1

Please contact Customer Care Center for Stockable and Non stockable status of references.

NORMAL STOCK ITEMS

W.E.F. January 17th, 2024

Enclosure (suitable to mount modular devices and PratiKa 16A / 32A sockets)



Description	Reference	Unit MRP [₹]
5 module 2 opening	13178 <input checked="" type="checkbox"/>	4874
8 module 4 horizontal opening	13179	6653
13 module 3 opening	13180	8791
13 module 6 opening	13181	9664
19 module 8 opening	13182	12454

Functional Plaques



Description	Reference	Unit MRP [₹]
Blank - marked for 1 socket 50x50	13135	630
Blank - marked for 1 socket 65x65 or 75x75	13137	630
Intermediate with 65x85 opening	13136	769
Intermediate with one opening for 65x85 & 90x100	13142	1275

Note: For all above Reference MOQ = 1

Please contact Customer Care Center for Stockable and Non stockable status of references.

NORMAL STOCK ITEMS

W.E.F. January 17th, 2024

Wander Plugs



- Conforms to IEC 60309-1 & IEC 60309-2
- PK PratiKa Screw Connect: same orientation of clamp's screws
- External impact strength: IK08
- Glow wire test: 850°C

[In] Rated Current (A)	[Ue] Rated Operational Voltage (V)	Poles Description	Reference	Unit MRP [₹]
PratiKa Screw				
IP44				
16	200...250	2P + E	PKE16M423 <input checked="" type="checkbox"/>	607
		2P + E	PKX16M423 <input type="checkbox"/>	1,226
	380...415	3P + E	PKE16M434 <input checked="" type="checkbox"/>	768
		3P + N + E	PKE16M435 <input checked="" type="checkbox"/>	800
32	200...250	2P + E	PKE32M423 <input checked="" type="checkbox"/>	954
	380...415	3P + E	PKE32M434 <input checked="" type="checkbox"/>	1108
		3P + N + E	PKE32M435 <input checked="" type="checkbox"/>	1,092
IP67				
16	200...250	2P + E	PKE16M723 <input checked="" type="checkbox"/>	1,325
		2P + E	PKX16M723 <input type="checkbox"/>	1,950
	380...415	3P + E	PKE16M734 <input checked="" type="checkbox"/>	1,497
		3P + N + E	PKE16M735 <input checked="" type="checkbox"/>	1,600
32	200...250	2P + E	PKE32M723 <input checked="" type="checkbox"/>	1,875
	380...415	3P + E	PKE32M734 <input checked="" type="checkbox"/>	2,023
		3P + N + E	PKE32M735 <input checked="" type="checkbox"/>	2,038
PK (63A & 125A available in IP67 only)				
63	200...250	2P + E	81378	5,316
	380...415	3P + E	81382 <input checked="" type="checkbox"/>	5,068
		3P + N + E	81383 <input checked="" type="checkbox"/>	5,076
125	380...415	3P + E	81394	15,503
		3P + N + E	81395	15,503

Note: * Fast Connection

Small Wall Mounted Sockets



- Conforms to IEC 60309-1 & IEC 60309-2
- External impact strength: IK08
- Glow wire test: 850°C

[In] Rated Current (A)	[Ue] Rated Operational Voltage (V)	Poles Description	Reference	Unit MRP [₹]
IP44				
16	200...250	2P + E	PKF16W423	1062
	380...415	3P + E	PKF16W434	1232
		3P + N + E	PKF16W435	1346
32	200...250	2P + E	PKF32W423	1388
	380...415	3P + E	PKF32W434	1666
		3P + N + E	PKF32W435	1759
IP67				
16	200...250	2P + E	PKF16W723	1687
	380...415	3P + E	PKF16W734	2119
		3P + N + E	PKF16W735	2191
32	200...250	2P + E	PKF32W723	2111
	380...415	3P + E	PKF32W734	3083
		3P + N + E	PKF32W735	4089

Note: For all above Reference MOQ = 1

Please contact Customer Care Center for Stockable and Non stockable status of references.

NORMAL STOCK ITEMS

W.E.F. January 17th, 2024

Wall Mounted Sockets



- Conforms to IEC 60309-1 & IEC 60309-2
- Rated operational voltage upto 415V
- Rated operational current upto 125A
- External impact strength: IK08
- Glow wire test: 850°C
- Available only in IP67

[In] Rated Current (A)	[Ue] Rated Operational Voltage (V)	Poles Description	Reference	Unit MRP [₹]
63	200...250	2P + E	81178	6549
		3P + E	81182 ●	6740
	380...415	3P + N + E	81183	6837
125	380...415	3P + E	81194	23618
		3P + N + E	81195	23733

Wander Sockets



- PK PratiKa Screw Connect: same orientation of clamp's screws.
- PK PratiKa: 16A & 32A; IP44 & IP67
- External impact strength: IK08
- Glow wire test: 850 °C
- Conforms to IEC 60309-1 & IEC 60309-2

[In] Rated Current (A)	[Ue] Rated Operational Voltage (V)	Poles Description	Reference	Unit MRP [₹]
PratiKa Screw				
IP44				
16	200...250	2P + E	PKF16M423 ✓	840
		2P + E	PKY16M423	926
	380...415	3P + E	PKF16M434	969
		3P + N + E	PKF16M435	1057
32	200...250	2P + E	PKF32M423 ✓	1155
		3P + E	PKF32M434	1402
	380...415	3P + N + E	PKF32M435 ✓	1411
IP67				
16	200...250	2P + E	PKF16M723	1555
		2P + E	PKY16M723 ●	1892
	380...415	3P + E	PKF16M734	1950
		3P + N + E	PKF16M735	2038
32	380...415	2P + E	PKF32M723	2139
		3P + E	PKF32M734	2367
	3P + N + E	PKF32M735	2389	
PK (63A & 125A available in IP67 only)				
63	200...250	2P + E	81478	5790
		3P + E	81482	5841
	380...415	3P + N + E	81483	5936
125	380...415	3P + E	81494	18278
		3P + N + E	81495	18636

Also Available on Request:

- Patented FAST connect Plugs & Sockets - innovative cabling system that enables connection without stripping the conductor and with absolutely no screws required
 - Extra Low Voltage Plugs & Sockets down to 50V
- Please contact nearest Schneider Electric Sales Office or Customer Care for Reference and Prices

Note: For all above Reference MOQ = 1

Please contact Customer Care Center for Stockable and Non stockable status of references.

✓ NORMAL STOCK ITEMS

W.E.F. January 17th, 2024

Panel Mounted Sockets - Angled



- PK PratiKa Screw Connect: same orientation of clamp's screws
- External impact strength: IK08
- Glow wire test: 850°C
- Conforms to IEC 60309-1 & IEC309-2

[In] Rated Current (A)	[Ue] Rated Operational Voltage (V)	Poles Description	Reference	Unit MRP [₹]
PratiKa Screw				
IP44				
16	200...250	2P + E	PKF16F423 <input checked="" type="checkbox"/>	650
		2P + E	PKY16F423 <input type="checkbox"/>	701
	380...415	3P + E	PKF16F434	969
		3P + N + E	PKF16F435 <input checked="" type="checkbox"/>	1033
32	200...250	2P + E	PKF32F423 <input checked="" type="checkbox"/>	1155
	380...415	3P + E	PKF32F434	1340
		3P + N + E	PKF32F435	1335
IP67				
16	200...250	2P + E	PKF16F723 <input checked="" type="checkbox"/>	1224
	380...415	2P + E	PKY16F723 <input type="checkbox"/>	1483
		3P + E	PKF16F734	1394
32	200...250	3P + N + E	PKF16F735 <input checked="" type="checkbox"/>	1411
	380...415	2P + E	PKF32F723	1593
		3P + E	PKF32F734	1862
		3P + N + E	PKF32F735	1892
PK (63A & 125A available in IP67 only)				
63	200...250	2P + E	81278	5228
	380...415	3P + E	81282 <input checked="" type="checkbox"/>	5236
		3P + N + E	81283 <input checked="" type="checkbox"/>	5339
125	380...415	3P + E	81294	17637
		3P + N + E	81295	17723

Panel Mounted Sockets - Straight



- PK PratiKa Screw Connect: same orientation of clamp's screws
- External impact strength: IK08
- Glow wire test: 850°C
- Conforms to IEC 60309-1 & IEC309-2

[In] Rated Current (A)	[Ue] Rated Operational Voltage (V)	Poles Description	Reference	Unit MRP [₹]
PratiKa Screw				
IP44				
16	200...250	2P + E	PKF16G423	736
		2P + E	PKY16G423 <input type="checkbox"/>	1091
	380...415	3P + E	PKF16G434	1284
		3P + N + E	PKF16G435 <input checked="" type="checkbox"/>	1108
32	200...250	2P + E	PKF32G423	1169
	380...415	3P + E	PKF32G434	1346
		3P + N + E	PKF32G435	1458
IP67				
16	200...250	2P + E	PKF16G723	1232
	380...415	2P + E	PKY16G723 <input type="checkbox"/>	1388
		3P + E	PKF16G734	1694
32	200...250	3P + N + E	PKF16G735 <input checked="" type="checkbox"/>	1411
		2P + E	PKF32G723	1571
	380...415	3P + E	PKF32G734	1768
		3P + N + E	PKF32G735	1834
PK (63A & 125A available in IP67 only)				
63	380...415	3P + E	81682	5288
125		3P + N + E	81683 <input checked="" type="checkbox"/>	5288
		3P + N + E	81695	17723

*Fast Connection

Note: For all above Reference MOQ = 1

Please contact Customer Care Center for Stockable and Non stockable status of references.

NORMAL STOCK ITEMS

W.E.F. January 17th, 2024

Sockets with Interlock Switches - for guaranteed safety of operation

- Allows closure of main switch only when the plug is fully inserted in socket - when complete mechanical & electrical connection has occurred
- Plug removal is possible only when the switch is in "off" position

Wall Mounted Sockets with Interlock Switch Unika (w/o protection)



83047

83081

- Switch designed for use in AC 22A class applications
- Conforms to IEC 60309-1 & IEC 60309-2
- Rated operational voltage upto 415V
- Rated operational current upto 32A
- External impact strength: IK08
- Available in IP44 / IP65 versions
- Glow wire test: 750°C

[In] Rated Current (A)	[Ue] Rated Operational Voltage (V)	Poles Description	Reference	Unit MRP [₹]
IP44				
16	200...250	2P + E	83031	8837
	380...415	3P + N + E	83036	12472
32	200...250	2P + E	83042 <input checked="" type="checkbox"/>	11472
	380...415	3P + E	83046	18569
		3P + N + E	83047	13519
IP65				
16	200...250	2P + E	83081	9143
	380...415	3P + E	83085	12591
		3P + N + E	83086	12847
32	200...250	2P + E	83092	11983
	380...415	3P + N + E	83097	14388

Socket with Interlock Switch & DIN Rail Isoblock (4.5 modules)



82754

83796

- Switch designed for use in AC- 22A class applications
- Conforms to IEC 60309-1 & IEC 60309-2
- Provision to DIN mount 4.5 module device
- External impact strength: IK10
- Available in IP65 version
- Glow wire test: 850°C

[In] Rated Current (A)	[Ue] Rated Operational Voltage (V)	Poles Description	Reference	Unit MRP [₹]
16	200...250	2P + E	82754 <input checked="" type="checkbox"/>	10955
	380...415	3P + N + E	82759	16752
32	200...250	2P + E	83791 <input checked="" type="checkbox"/>	12970
	380...415	3P + E	83795	18651
		3P + N + E	83796	15452

Socket with Interlock Switch & DIN Rail Isoblock (6 modules)



82766

82771

- Switch designed for use in AC- 22A class applications
- Conforms to IEC 60309-1 & IEC 60309-2
- Provision to DIN mount 6 module device
- External impact strength: IK10
- Available in IP65 version
- Glow wire test: 850°C

[In] Rated Current (A)	[Ue] Rated Operational Voltage (V)	Poles Description	Reference	Unit MRP [₹]
32	200...250	2P + E	82766	17,110
63	380...415	3P + E	82782	23,055
		3P + N + E	82783	23,128

Note: For all above Reference MOQ = 1

Please contact Customer Care Center for Stockable and Non stockable status of references.

NORMAL STOCK ITEMS

W.E.F. January 17th, 2024

ELECTRA Metal Clad Plugs & Sockets are specially designed incorporating the latest safety, quality and user friendly features.

Construction

- The casting is made from non-corroding die-cast aluminum alloy combining exceptional compactness with high strength
- The design/construction eliminates the possibility of mismatch in fitting of plugs in corresponding sockets
- The floating contacts in the sockets are self-aligning and facilitates smooth plugging in without undue pressure (These can be easily removed for wiring)
- A provision for pilot pin facilitates mechanical interlocking in case of 63A ratings

Human Safety

Specially designed shroud to avoid accidental finger contact with plug-pins while inserting/removing the plug
Similarly, the contact tubes in sockets are deeply recessed to avoid human contact

- The earthing pins ensure that earth connection is made first and broken last, being longer than conducting pins
- The visible earth terminals facilitate easy checking of earth connection
- The cable grip to the plug is made very strong by providing a compression gland and by protecting it at the point of entry by a strong rubber guard

Applications

Industrial, Commercial & Domestic portable equipments like Hand/Power Tools, Industrial Ovens, Welding Sets, Mobile Generators, Furnaces, Ships, Office Machines, Refrigerators, Coolers, Air-Conditioners, Overhead Cranes, Chilling Cabinets, Tile Polishers and Sewing Machines

Plug



Rating (A)	Poles Description	Voltage (V)	MOQ	Reference	Unit MRP [₹]
10	2P	250	30	AP10 <input checked="" type="checkbox"/>	283
20	2P	250	30	AP20 <input checked="" type="checkbox"/>	298
20	3P	440	30	BP20 <input checked="" type="checkbox"/>	396
30	3P	440	20	BP30 <input checked="" type="checkbox"/>	721
63	3P+N+E	440	4	CP63 <input checked="" type="checkbox"/>	3261

Socket



Rating (A)	Poles Description	Voltage (V)	MOQ	Reference	Unit MRP [₹]
10	2P	250	30	AS10 <input checked="" type="checkbox"/>	298
20	2P	250	30	AS20 <input checked="" type="checkbox"/>	317
20	3P	440	30	BS20 <input checked="" type="checkbox"/>	445
30	3P	440	20	BS30 <input checked="" type="checkbox"/>	763
63	3P+N+E	440	4	CS63 <input checked="" type="checkbox"/>	3653

Please contact Customer Care Center for Stockable and Non stockable status of references.

NORMAL STOCK ITEMS

W.E.F. January 17th, 2024

Complete range of switches & sockets suitable for both indoor & outdoor applications like Kitchens, Swimming Pools, Landscape Gardens, Exterior Walls and Other Environmentally Challenged Locations.



56SW116LE-GY



56SW216LE-GY



56SW332LE-GY

Description	IP Rating	Reference	Unit MRP [₹]
Surface Switches			
Single Pole Switches Less Enclosure			
1 Pole 250V 10A	IP66	56SW110LE-GY	3896
1 Pole 250V 16A	IP66	56SW116LE-GY	3650
1 Pole 250V 20A	IP66	56SW120LE-GY	5527
1 Pole 250V 32A	IP66	56SW132LE-GY	6528
Double Pole Switches Less Enclosure			
2 Pole 500V 16A	IP66	56SW216LE-GY	6307
2 Pole 500V 20A	IP66	56SW220LE-GY	6307
2 Pole 500V 32A	IP66	56SW232LE-GY	8369
2 Pole 500V 50A	IP66	56SW250LE-GY	9773
Triple Pole Switches Less Enclosure			
3 Pole 500V 10A	IP66	56SW310LE-GY	5833
3 Pole 500V 16A	IP66	56SW316LE-GY	6085
3 Pole 500V 20A	IP66	56SW320LE-GY	6406
3 Pole 500V 32A	IP66	56SW332LE-GY	7469
3 Pole 500V 50A	IP66	56SW350LE-GY	8617
3 Pole 500V 63A	IP66	56SW363LE-GY	10003
Four Pole Switches Less Enclosure			
4 Pole 500V 20A	IP66	56SW420LE-GY	8457



66CV563-RG



66P563-EO

Description	IP Rating	Reference	Unit MRP [₹]
IP66 Industrial Combination Switch Sockets with Enclosure			
Single Pole Switches Less Enclosure			
500V, 63A with 4 pole switch and 63A 5 Pin Socket	IP66	66CV563-RG	113367
Plug Top 5 Pin 500V 63A	IP66	66P563-EO	34027

Please contact Customer Care Center for Stockable and Non stockable status of references.

NORMAL STOCK ITEMS

W.E.F. January 17th, 2024



56SO316RP-LE-GY-EX



56SO432LE-GY



56SO532LE-GY

Description	IP Rating	Reference	Unit MRP [₹]
Surface Socket Outlets			
3 Pin Sockets Less Enclosure			
3 Pin 250V 16A Indian Standard	IP66	56SO316RP-LE-GY-EX	3674
3 Pin 250V 20A Round Pin	IP66	56SO320LE-GY	5334
3 Pin 250V 32A Round Pin	IP66	56SO332LE-GY	5885
4 Pin Sockets Less Enclosure			
4 Pin 500V 20A Round Pin	IP66	56SO420LE-GY	7891
4 Pin 500V 32A Round Pin	IP66	56SO432LE-GY	9435
4 Pin 500V 50A Round Pin	IP66	56SO450LE-GY	14517
5 Pin Sockets Less Enclosure			
5 Pin 500V 10A Round Pin	IP66	56SO510LE-GY	8527
5 Pin 500V 20A Round Pin	IP66	56SO520LE-GY	8527
5 Pin 500V 32A Round Pin	IP66	56SO532LE-GY	10126
5 Pin 500V 40A Round Pin	IP66	56SO540LE-GY	14610
5 Pin 500V 50A Round Pin	IP66	56SO550LE-GY	15000

*Alternate reference 56SO440-GY (coming soon)



56PA420-EO



56PA532-EO



56CVI520-GY

Description	IP Rating	Reference	Unit MRP [₹]
Plugs			
3 Pin Angle Plugs			
3 pin 250V 16A Round P in	IP66	56PA316RP-GY-EX	2763
3 Pin 250V 20A Round Pin	IP66	56PA320-EO	5527
3 Pin 250V 32A Round Pin	IP66	56PA332-EO	6324
4 Pin Angle Plugs			
4 Pin 500V 20A Round Pin	IP66	56PA420-EO	6735
4 Pin 500V 32A Round Pin	IP66	56PA432-EO	7011
4 Pin 500V 40A Round Pin	IP66	56PA440-EO	11661
4 Pin 500V 50A Round Pin	IP66	56PA450-EO	8319
5 Pin Angle Plugs			
5 Pin 500V 10A Round Pin	IP66	56PA510-EO	6620
5 Pin 500V 20A Round Pin	IP66	56PA520-EO	6620
5 Pin 500V 32A Round Pin	IP66	56PA532-EO	7648
5 Pin 500V 40A Round Pin	IP66	56PA540-EO	8089
5 Pin 500V 50A Round Pin	IP66	56PA550-EO	8281
Combination Switch Socket Outlet			
IP66 Interlocked Switch Socket with Enclosure			
4 Pin 500V 20A Round Pin	IP66	56CVI420-GY	28937
5 Pin 500V 20A Round Pin	IP66	56CVI520-GY	26179
5 Pin 500V 32A Round Pin	IP66	56CVI532-GY	26418

Please contact Customer Care Center for Stockable and Non stockable status of references.

NORMAL STOCK ITEMS

W.E.F. January 17th, 2024

56 Series



56DB2-GY



56CB4N-GY

Description	IP Rating	Reference	Unit MRP [₹]
Adaptable Enclosures with Gear Tray			
2 Gangpoints, 198X101X140mm	IP66	56DB2-GY	7223
Junction Boxes			
1 Gangpoint, 107X101X90mm	IP66	56JB1-GY	3143
2 Gangpoints, 204X101X90mm	IP66	56JB2-GY	5052
3 Gangpoints, 300X101X90mm	IP66	56JB3-GY	10826
4 Gangpoints, 204X198X90mm	IP66	56JB4-GY	10163

Description	Module Width	Reference	Unit MRP [₹]
Switchgear Cover Assembly			
For 1,2,3 Pole MCB with 4 Pole RCD (max. 4M Width)	4	56CB4N-GY	6,000




56FA2-GY



56E2-GY



56E1-GY-EX



56E3-GY

Description	No. of Gangs	Reference	Unit MRP [₹]
Flush Surrounds			
Flush Surround	2	56FA2-GY	2956
Flush Surround	3	56FA3-GY	4654
Mounting Enclosures (Back Boxes)			
101X101X63mm	1	56E1-GY-EX	1374
198X101X63mm	2	56E2-GY	3298
294X101X63mm	3	56E3-GY	5235
198X198X63mm	4	56E4-GY	6735
294X198X63mm	6	56E6-GY	10769
391X198X63mm	8	56E8-GY	14129
391X391X63mm	16	56E16-GY	25600

Please contact Customer Care Center for Stockable and Non stockable status of references.

NORMAL STOCK ITEMS

W.E.F. January 17th, 2024

SWITCH TO STYLE



Perfect solutions for the perfect you



Clipsal X



Opale



LIVIA
Life. Style.



Avatar On



ZENcelo



Unica Pure

LIVIA - Switch to the extra-ordinary



- **Sleek Design** - 2.7mm thin plate with curved body to minimize dust accumulation
- **Stylish Looks** - Soft white texture with glossy finish
- **Robust & Strong** - Innovative honeycomb designed grid plate for extra rigidity
- **Reliable** - High grade heat-resistant polycarbonate and laser marked wiring diagrams. Tested for 4 Lac clicks
- **Easy to Install** - Snap-In / Snap-Out front loading modules and Bigger terminal holes
- **Green & Eco Friendly** - RoHS compliant range

NEW Livia
Pristine Grey



Description	Reference for White	Unit MRP [₹]	Reference for Pristine Grey	Unit MRP [₹]
Switches				
10AX 1 way switch	P1001_N	139	P1001_PG_N	196
10AX 1 way switch with Indicator lamp	P1081_N	289	P1081_PG_N	361
10AX 2 way switch	P1002_N	229	P1002_PG_N	269
16AX 1 way switch	P1101_N	251	P1101_PG_N	306
16AX 1 way switch with Indicator lamp	P1181_N	346	P1181_PG_N	407
16AX 1 way switch (2M)	P1121_N	359	P1121_PG_N	456
16AX 2 way switch	P1102_N	332	P1102_PG_N	419
20A 1 way switch (1M) with indicator lamp	P11201_N	312	P11201_PG_N	342
20A DP switch with Indicator lamp	P1120_N	560	P1120_PG_N	690
32A DP switch with Indicator lamp	P1132_N	843	P1132_PG_N	999
Bell Push				
10A Bell Push switch	P1005_N	255	P1005_PG_N	301
10A Bell Push switch (2M)	P1025_N	343	P1025_PG_N	400
10A bell push switch with Indicator	P1085_N	309	P1085_PG_N	386
10A bell push switch with Indicator (2M)	P1086_N	400	P1086_PG_N	489
Sockets				
6A 3Pin socket Outlet with shutter (BIS)	P2005NS_N	272	P2005NS_PG_N	325
10A/16A 3-pin Socket Outlet with Shutter	P2106_N	409	P2106_PG_N	487
Fan Regulators & Dimmers				
Step type fan regulator (1M)	P3100_N	788	P3100_PG_N	942
Step type fan regulator (2M)	P3200_N	916	P3200_PG_N	1114
Dimmer 400W (1M)	P3004_N	1387	P3004_PG_N	1783
Dimmer 1000W (2M)	P3012_N	1817	P3012_PG_N	2267
USB Charger				
USB Charger	P7002_N	1998	P7002_PG_N	2267
Livia - A+C Type USB Charger (1M)	P7003_N	2927	P7003_PG_N	3523
Accessories				
RJ 11 Telephone outlet with shutter	P4011_N	225	P4011_PG_N	286
RJ 45 Cat 5e Data outlet with shutter	P4045_N	767	P4045_PG_N	898
RJ 45 Cat6 Data outlet with shutter	P4046_N	854	P4046_PG_N	1077
TV socket	P4500_N	216	P4500_PG_N	279
Blank off unit (1M)	P0001_N	61	P0001_PG_N	76
Foot Lamp with LED	P7001_N	926	P7001_PG_N	1082
Cord Outlet	P4550_N	249	P4550_PG_N	301
LED Phase Indicator	P5001_N	383	-	-

* Available till stocks lasts

Please contact Customer Care Center for Stockable and Non stockable status of references.

NORMAL STOCK ITEMS

W.E.F. January 17th, 2024



P1186MS_N



P6002_N



P6004_N



P0703_N



P0704_N



P0703_PG_N



P8010_PG_N



P8016_PG_N



P8020_PG_N



P8025_PG_N



P8032_PG_N



P8010_PG_N



P8016_PG_N



P8020_PG_N



P8025_PG_N



P8032_PG_N

Description	Reference for White	Unit MRP [₹]	Reference for Pristine Grey	Unit MRP [₹]
Motor Starter Switch				
25A Motor Starter switch	P1186MS_N	1394	P1186MS_PG_N	1687
Hotel Series				
DND Switch	P6002_N	281	P6002_PG_N	332
MMR Switch	P6004_N	281	P6004_PG_N	332
DND & MMR Indicator	P6013_N	898	P6013_PG_N	1072
20A Key Card Switch - Electronic (3M)	P6005_N	5054	P6005_PG_N	6135
Cover Plates				
1-2 M Grid & 1 M Cover Frame	P0701_N	153	P0701_PG_N	179
1-2 M Grid & 2 M Cover Frame	P0702_N	153	P0702_PG_N	182
3 M Grid & 3 M Cover Frame	P0703_N	195	P0703_PG_N	226
4 M Grid & 4 M Cover Frame	P0704_N	226	P0704_PG_N	264
6 M Grid & 6 M Cover Frame	P0706_N	284	P0706_PG_N	348
8 M Grid & 8 M Cover Frame - Horizontal	P0708_N	374	P0708_PG_N	462
8 M Grid & 8 M Cover Frame - Square	P0709_N	451	P0709_PG_N	530
9 M Grid & 9M Cover Frame	P07010_N	424	P07010_PG_N	550
12 M Grid & 12 M Cover Frame	P0712_N	546	P0712_PG_N	642
16 M Grid & 16M Cover Frame	P07016_N	650	P07016_PG_N	776
18 M Grid & 18 M Cover Frame	P0718_N	786	P0718_PG_N	925

Description	Reference for White	Unit MRP [₹]	Box Qty
Livia White			
10A Mini MCB	P8010_N	548	10
16A Mini MCB	P8016_N	548	10
20A Mini MCB	P8020_N	548	10
25A Mini MCB	P8025_N	548	10
32A Mini MCB	P8032_N	548	10

Description	Reference for Pristine Grey	Unit MRP [₹]	Box Qty
Livia Pristine Grey			
10A Mini MCB, PG	P8010_PG_N	642	10
16A Mini MCB, PG	P8016_PG_N	642	10
20A Mini MCB, PG	P8020_PG_N	642	10
25A Mini MCB, PG	P8025_PG_N	642	10
32A Mini MCB, PG	P8032_PG_N	642	10

Please contact Customer Care Center for Stockable and Non stockable status of references.

NORMAL STOCK ITEMS

W.E.F. January 17th, 2024

Clipsal X - As Stylish As Your World



Xtra STYLE

- Trendy Dual tone colour and finish
- Contemporary sloped design that blends seamlessly with the wall
- Vibrant and youthful colours and textured finishes that can stand out or blend in
- Textured finishes to match most Indian decors – Wood, Slate & Leather

Xtra STRONG

- Made to last for more than 1 Million Clicks
- 10A rated switches to enable Grouping – add as many loads as you want
- UV Stabilized to avoid decoloring

Xtra COMFORT

- Least noise level for unobtrusive switching
- Smooth finish which avoids light reflection off the surface
- Glossy Band making it Easy to Clean
- Large plate overhang to hide wall & paint imperfections



CPX101SW1M_ WE



CPX161SWL1M_ WE



CPX20DP2M_ WE



CPX6BP2M_ WE



CPX6SK3PNS_ WE



CPXACUSB1P1M_ WE



CPX5STFAN2M_ WE



CPX21USB1P1M_ WE



CPXACUSB1P 1M_ WE



CPXTVCOAX1M_ WE



CPXCORD1M_ WE



CPXDNDIN1M_ WE



CPXMMRIN1M_ WE



CPXKEYCARDSW_ WE

Description	Reference for White	Unit MRP (₹)	Pack	Reference for Coke Grey	Unit MRP (₹)	Pack
Switches						
10AX 1 Way Switch	CPX101SW1M_WE	130	20	CPX101SW1M_GY	233	20
10A X1 Way Switch with Indicator	CPX101SWL1M_WE	320	20	CPX101SWL1M_GY	379	1
10AX 2 Way Switch	CPX102SW1M_WE	272	20	CPX102SW1M_GY	329	20
16AX 1 Way Switch	CPX161SW1M_WE	329	1	CPX161SW1M_GY	405	1
16AX 1 Way Switch with Indicator	CPX161SWL1M_WE	432	20	CPX161SWL1M_GY	511	20
16AX 2 Way Switch	CPX162SW1M_WE	436	1	CPX162SW1M_GY	515	20
10AX 1 Way Switch (2M)	CPX101SW2M_WE	385	1	-	-	-
16AX 1 Way Switch (2M)	CPX161SW2M_WE	462	1	-	-	-
16AX 1W Switch with Indicator (2M)	CPX161SWL2M_WE	531	1	-	-	-
20A DP Switch with Indicator (2M)	CPX20DP2M_WE	731	1	CPX20DP2M_GY	853	1
32A DP Switch with Indicator (2M)	CPX32DP2M_WE	1,112	1	CPX32DP2M_GY*	1683	10
Motor Starter Switch						
25A Motor Starter Switch	CPXMTSTART2M_WE	1,261	10	CPXMTSTART2M_GY	2335	10
Bell Press						
6A Bell Push	CPX6BP1M_WE	306	20	CPX6BP1M_GY	350	1
6A Bell Push (2M)	CPX6BP2M_WE	465	10	CPX6BP2M_GY	543	1
6A Bell Push with Indicator	CPX6BPL1M_WE	423	1	CPX6BPL1M_GY	506	20
6A Bell Push with Indicator (2M)	CPX6BPL2M_WE	506	1	CPX6BPL2M_GY	575	10
Sockets						
6A 3P Socket Outlet with Shutter (BIS Std.)	CPX6SK3PNS_WE	347	10	CPX6SK3PNS_GY	393	10
6A/16A 3P Socket with Shutter	CPX616SK_WE	525	10	CPX616SK_GY	593	10
Fan Regulators and Dimmers						
5-Step Fan Regulator (2M)	CPX5STFAN2M_WE	1,167	1	CPX5STFAN2M_GY	1397	5
4-Step Fan Regulator (1M), White	CPX4STFAN1M_WE	1,064	10	CPX4STFAN1M_GY	1274	10
400W Dimmer (1M)	CPXDIM1M_WE	1,149	1	CPXDIM1M_GY	1401	1
400W Dimmer (2M)	CPXDIM2M_WE	1,816	1	CPXDIM2M_GY	2272	1
1200W Dimmer	CPXDIM2M_1200_WE	2,338	1	CPXDIM2M_1200_GY	2803	5
USB Chargers						
2.1A USB Charger (1M)	CPX21USB1P1M_WE	1,891	1	CPX21USB1P1M_GY	2233	1
2.1A USB Charger (2M)	CPX21USB2P2M_WE	2,663	15	CPX21USB2P2M_GY	3827	15
2.4A A+C USB Charger(1M)	CPXACUSB1P1M_WE	3,228	10	CPXACUSB1P1M_GY	3483	10
Accessories						
RJ11 Tel Outlet, No Shutter	CPXRJ11NS1M_WE	284	5	CPXRJ11NS1M_GY	344	5
RJ11 Tel Outlet with Shutter	CPXRJ11_1M_WE	275	5	CPXRJ11_1M_GY	329	5
Twin RJ11 Tel Outlets (1M)	CPXRJ11TW1M_WE	457	12	CPXRJ11TW1M_GY	521	12
RJ45 Data Outlet with Shutter	CPXRJ451M_WE	940	12	CPXRJ451M_GY	1102	12
TV Socket	CPXTVCOAX1M_WE	258	5	CPXTVCOAX1M_GY	314	5
RJ45 Cover for Keystone Type	CPXRJ45KS1M_WE	322	5	CPXRJ45KS1M_GY	396	5
Gripped Cord Outlet	CPXCORD1M_WE	307	5	-	-	-
Foot Light with LED	CPXFTLP2M_WE	1,231	-	CPXFTLP2M_GY	1463	-
Buzzer	CPXBUZZ2M_WE	1,261	-	CPXBUZZ2M_GY	1321	2
Blank Off Unit (1M)	CPXBLANK1M_WE	72	-	CPXBLANK1M_GY	97	5
Neon Phase Indicator						
Neon Phase Indicator (Green)	CPXPHASEG1M	451	12	-	-	-
Neon Phase Indicator (Red)	CPXPHASER1M	451	12	-	-	-
Hotel Series						
DND Indicator	CPXDNDIN1M_WE	670	12	-	-	-
DND Switch	CPXDNDSW1M_WE	525	1	CPXDNDSW1M_GY	621	1
MMR Indicator	CPXMMRIN1M_WE	670	12	-	-	-
MMR Switch	CPXMMRSW1M_WE	525	1	CPXMMRSW1M_GY	621	20
16A Electronic Keycard Switch	CPXKEYCARDSW_WE	6,104	1	CPXKEYCARDSW_GY	6887	1
Shaver Socket Horizontal	CPXSHAVER_WE	6,310	1	CPXSHAVER_GY	7444	1

Please contact Customer Care Center for Stockable and Non stockable status of references.

✓ NORMAL STOCK ITEMS

W.E.F. January 17th, 2024

Clipsal X - As Stylish As Your World



White



Coke Grey



Metallic Copper



Charcoal Black

Description	Reference for White	Unit MRP [₹]	Pack	Reference for Coke Grey	Unit MRP [₹]	Pack	Reference for Metallic Copper	Unit MRP [₹]	Pack	Reference for Charcoal Black	Unit MRP [₹]	Pack
Cover Plates												
1M or 2M Grid & 1M Cover Frame	CPXCP1M_WE	178	1	CPXCP1M_GY	305	10	CPXCP1M_MC	354	10	CPXCP1M_CB	354	10
1M or 2M Grid & 2M Cover Frame	CPXCP2M_WE	193	10	CPXCP2M_GY	329	10	CPXCP2M_MC	384	10	CPXCP2M_CB	384	10
3M Grid & 3M Cover Frame	CPXCP3M_WE	221	10	CPXCP3M_GY	374	10	CPXCP3M_MC	439	10	CPXCP3M_CB	439	10
3M Uni Grid & 3M Cover Frame	CPXCP3MU_WE	263	10	-	-	-	-	-	-	-	-	-
4M Grid & 4M Cover Frame	CPXCP4M_WE	261	1	CPXCP4M_GY	442	10	CPXCP4M_MC	516	10	CPXCP4M_CB	516	10
6M Grid & 6M Cover Frame	CPXCP6M_WE	378	5	CPXCP6M_GY	642	5	CPXCP6M_MC	751	1	CPXCP6M_CB	751	1
8M Grid & 8M Cover Frame, Horizontal	CPXCP8ML_WE	468	1	CPXCP8ML_GY	795	5	CPXCP8ML_MC	930	5	CPXCP8ML_CB	930	5
8M Grid & 8M Cover Frame, Square	CPXCP8MSQ_WE	506	1	CPXCP8MSQ_GY	984	1	CPXCP8MSQ_MC	1173	1	CPXCP8MSQ_CB	1173	1
9M Cover Frame	CPXCP9M_WE	499	5	CPXCP9M_GY	842	5	-	-	-	-	-	-
9M Grid & 9M Cover Frame	-	-	-	-	-	-	-	-	-	CPXCP9M_CB	1272	5
12M Grid & 12M Cover Frame	CPXCP12M_WE	572	1	CPXCP12M_GY	1154	1	CPXCP12M_MC	1292	5	CPXCP12M_CB	1292	5
16M Cover Frame	CPXCP16M_WE	688	5	CPXCP16M_GY	1123	5	-	-	-	-	-	-
18M Grid & 18M Cover Frame	CPXCP18M_WE	884	5	-	-	-	-	-	-	-	-	-

Please contact Customer Care Center for Stockable and Non stockable status of references.

NORMAL STOCK ITEMS

W.E.F. January 17th, 2024

Clipsal X - As Stylish As Your World



Sheesham



Slate

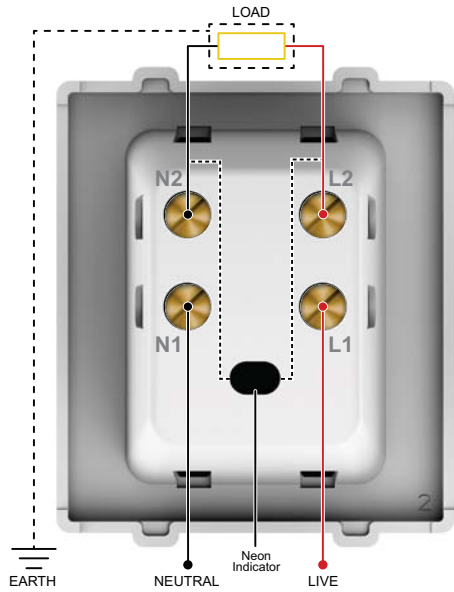
Description	Reference for Sheesham	Unit MRP [₹]	Pack	Reference for Slate	Unit MRP [₹]	Pack
Cover Plates						
1M or 2M Grid & 1M Cover Frame	CPXCP1M_SH	560	10	CPXCP1M_SL	598	10
1M or 2M Grid & 2M Cover Frame	CPXCP2M_SH	607	1	CPXCP2M_SL	607	1
3M Grid & 3M Cover Frame	CPXCP3M_SH	693	10	CPXCP3M_SL	693	10
4M Grid & 4M Cover Frame	CPXCP4M_SH	816	1	CPXCP4M_SL	816	1
6M Grid & 6M Cover Frame	CPXCP6M_SH	1185	1	CPXCP6M_SL	1265	1
8M Grid & 8M Cover Frame, Horizontal	CPXCP8ML_SH	1470	5	CPXCP8ML_SL	1470	5
8M Grid & 8M Cover Frame, Square	CPXCP8MSQ_SH	1736	1	CPXCP8MSQ_SL	1854	1
12M Grid & 12M Cover Frame	CPXCP12M_SH	2038	5	CPXCP12M_SL	2177	5

Please contact Customer Care Center for Stockable and Non stockable status of references.

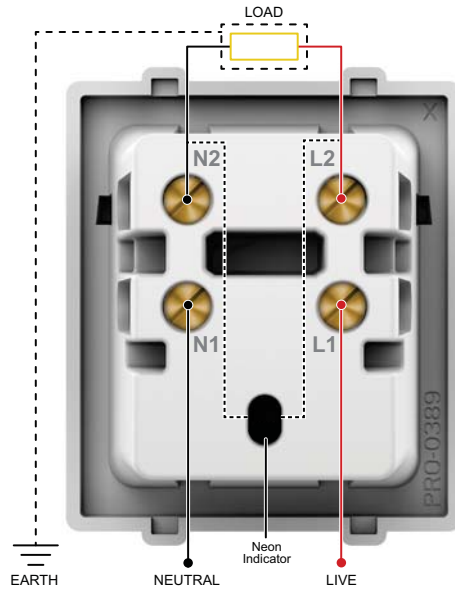
NORMAL STOCK ITEMS

W.E.F. January 17th, 2024

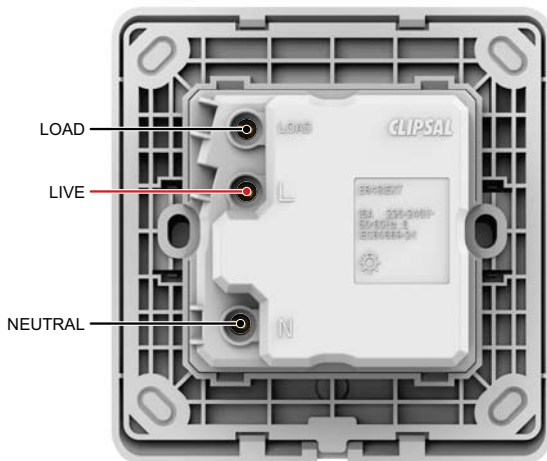
Wiring Diagram Clipsal X



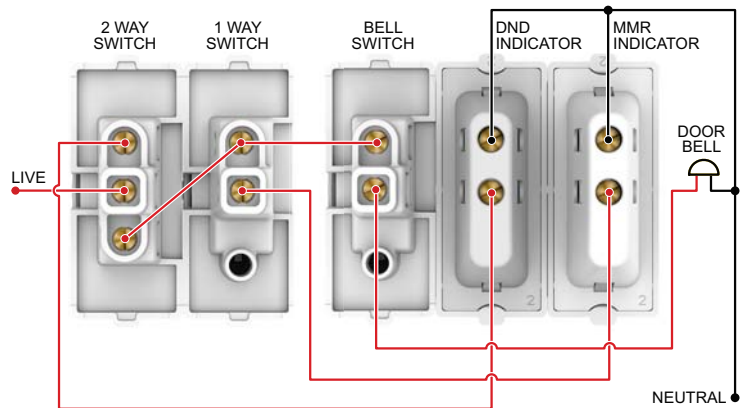
> 20A DP Switch with Indicator (2M)
CPX20DP2M_WE, CPX20DP2M_GY



> 32A DP Switch with Indicator (2M)
CPX32DP2M_WE, CPX32DP2M_GY



> 16A Electronic Keycard Switch
CPXKEYCARDSW_WE, CPXKEYCARDSW_GY




> DND Switch > MMR Switch
> DND Indicator > MMR indicator
CPXDND1M_WE, CPXDND1M_GY,
CPXMMR1M_WE, CPXMMR1M_GY,
CPXDNDIN1M_WE, CPXMMRIN1M_WE

Please contact Customer Care Center for Stockable and Non stockable status of references.

☑ NORMAL STOCK ITEMS

W.E.F. January 17th, 2024

Opale - Switches with Satin Finish



- **Patented Smooth Satin Finish** - Scratch Resistant, Easy to Clean & Prevents light reflection off surface
- **Safe to Use** - High grade flame retardant polycarbonate material & Child Proof sockets with unique shutter design
- **Hassle Free Operation** - 'Soft sound' switches with Gold plated Data Socket contacts for better connection
- **Easy to Install** - Snap-In / Snap-Out front loading modules and terminals with indented screws
- **Green & Eco Friendly** - RoHS compliant range



X1001WH



X1286WH



X1186WH



X1005WH



X1085WH



X2005WHNS



X2106WH



X4020WH



X3200WH



X3104WH



X4010WH



X7003WH



X5001



X5002

Description	Reference for White	Unit MRP [₹]	Pack	Reference for Coke Grey	Unit MRP [₹]	Pack
Switches						
6AX 1 way switch	X1001WH	234	20	AAKY1001	297	20
6AX 1 way switch with Indicator lamp	X1081WH	431	20	AAKY1081	510	20
6AX 2 way switch	X1002WH	322	20	AAKY1002	434	20
16AX 1 way switch	X1101WH	376	20	AAKY1101	471	20
16AX 1 way switch with Indicator lamp	X1181WH	527	20	AAKY1181	622	20
16AX 2 way switch	X1102WH	507	20	AAKY1102	694	20
16AX 1 way switch (2M)	X1121WH	572	10	-	-	-
6AX 1 way switch with Indicator (2M)	X1028WH	583	10	-	-	-
16AX 1 way switch with Indicator (2M)	X1128WH	715	10	-	-	-
20A DP switch with Indicator (2M)	X1286WH	871	10	AAKY1286	1199	10
32A DP switch (2M)	AAKX1232	1297	10	-	-	-
Motor Starter Switch						
25A Motor Starter switch	X1186WH	2,421	10	-	-	-
Bell Push						
6A Bell Push	X1005WH	364	20	AAKY1005	516	20
6A Bell Push (2M)	X1025WH	521	10	AAKY1025	733	10
6A Bell Push with Indicator	X1085WH	560	20	-	-	-
6A Bell Push with Indicator (2M)	X1086WH	637	10	-	-	-
Sockets						
6A 3-Pin Socket outlet with Shutter (BIS)	X2005WHNS	396	10	AAKY2005NS	478	10
6A/16A 3-Pin Socket Outlet with Shutter	X2106WH	606	10	AAKY2106	721	10
Fan Regulators & Dimmers						
Step Fan Regulator (1M)	X3100WH	1015	10	AAKY3100	1327	10
Step type fan regulator (2M)	X3200WH	1422	5	AAKY3200	1701	5
Dimmer 400W (1M)	X3104WH	1273	10	AAKY3104	1769	10
Dimmer 400W (2M)	X3004WH	1981	5	-	-	-
USB Chargers						
2 Gang USB Charger - 2.1A (2M)	X7003WH	3,744	15	AAKY7003	4765	15
Accessories						
RJ11 Telephone outlet (no shutter)	X4010WH	328	10	-	-	-
RJ11 Telephone outlet with shutter	X4011WH	325	10	AAKY4011	463	10
Twin RJ11 Telephone outlets (no shutter) (1M)	X4020WH	530	10	-	-	-
RJ45 Data Outlet with shutter	X4045WH	1121	20	AAKY4045	1433	20
TV Socket	X4500WH	305	10	AAKY4500	441	10
RJ45 Cover for Key Stone Type	X4050WH	435	10	-	-	-
Gripped Cord Outlet	X4550WH	393	10	-	-	-
Buzzer	X3300WH	1488	2	AAKY3300	1779	2
Blank off unit (1M)	X0001WH	87	10	AAKY0001	123	20
Neon Phase Indicator (Red)	X5001	527	20	-	-	-
Neon Phase Indicator (Green)	X5002	609	20	-	-	-
Neon Phase Indicator (Yellow)	X5003	609	20	-	-	-

Please contact Customer Care Center for Stockable and Non stockable status of references.

✓ NORMAL STOCK ITEMS

W.E.F. January 17th, 2024

Opale - Switches with Satin Finish



AAKX6002 + AAKX6004 + X0702



AAKX6006 + X0703



AAKX6005

Description	Reference	Unit MRP [₹]	Pack
Hotel Series*			
DND Panel	AAKX6001	947	20
DND Switch	AAKX6002	738	20
MMR Panel	AAKX6003	894	20
MMR Switch	AAKX6004	738	20
Key Tag Switch (Mechanical Type 20 A)	AAKX6005	1779	1
Shaver Socket	AAKX6006	7851	1

*Available in white colour only



X0733WH



X0703



AAKY0804

Description	Reference for White	Unit MRP [₹]	Pack	Reference for Coke Grey	Unit MRP [₹]	Pack
Cover Plates						
1-2 M Grid & 1 M Cover Frame	X0701	213	10	AAKY0801	281	10
1-2 M Grid & 2 M Cover Frame	X0702	226	10	AAKY0802	296	10
3 M Grid & 3 M Cover Frame	X0703	267	10	AAKY0803	325	10
3 M Universal Grid & 3 M Cover Frame	X0733WH	383	10	-	#N/A	-
4 M Grid & 4 M Cover Frame	X0704	313	10	AAKY0804	418	10
6 M Grid & 6 M Cover Frame	X0706	436	5	AAKY0806	517	5
8 M Grid & 8 M Cover Frame - Horizontal	X0708	568	5	AAKY0808	674	5
8 M Grid & 8 M Cover Frame - Square	X0709	671	5	AAKY0809	1014	5
12 M Grid & 12 M Cover Frame	X0712	789	5	AAKY0812	1189	5
18 M Grid & 18 M Cover Frame	AAKX0718	1028	5	-	-	-

Please contact Customer Care Center for Stockable and Non stockable status of references.

NORMAL STOCK ITEMS

W.E.F. January 17th, 2024


Unica Pure - Irresistibly Beautiful



Wood




Glass




Metal Rhodium Black



Sandy Beige



Polar White



Volcanic Grey



Pearl Black



Pewter Grey



Oak

Irresistibly Beautiful

- Authentic finishes - developed from the high quality natural material
- Ingenious Design - Demarcated dolly depicting clear on/off mode of the switch
- Modish Colors - perfectly gel with neutral, accent wall colors and blends perfectly with any decor

Irresistibly Safe & Sturdy

- Self Piercing Terminal - ensuring completely safe, robust and fast installation
- Facile & Guarded Technology - reduces tension in the switch rocker & increases the longevity of the switch
- Plated metal with Plastic over molded Gridplate - Robust, rigid & shock proof gridplate, ensuring durable installation on the metal box

Irresistibly Easy

- Key Hole Feature - Angular and linear adjustments of the gridplate can be easily achieved
- Revolutionary Ease of Mounting with Indicators & Markings

Irresistibly Sustainable

- Green Premium - Complies to HIGHEST INTERNATIONAL STANDARD of Green
- Certification for manufactured products (RoHS, REACH, PEP, EoLI) and is 100% Recyclable

Irresistibly Innovative

- Future Ready - Features of Voice & Mobile control to fit with smart homes

Irresistibly Versatile


- One Stop Shop - Extensive range covering residential, office, commercial or hospitality
- **Intermediate switches to control multiple 2way switches**

Unica Pure switches with six patented technologies




Life Guarded Sockets

Eliminate possibility of Single Pin Insertion making it extra safe for children




Facile & Guarded Technology

Reduces tension in the switch rocker & increases the longevity of the switch



Key Hole Feature

Angular and linear adjustments of the gridplate can be easily achieved



Adjoining (V) Feature Technology

Ensuring perfect alignment of switches



Self-piercing Terminal

Ensuring completely safe, robust and fast installation

Please contact Customer Care Center for Stockable and Non stockable status of references.

NORMAL STOCK ITEMS

W.E.F. January 17th, 2024

Unica Pure - Irresistibly Beautiful



UNS61SW1M_WE



UNS161SWL1M_WE



UNS162MSWL1M_WE



UNS10SW1M_WE



UNS6SK3P2MNS_WE



UNS616SK2M_WE



UNS162SW2M_WE



UNSMTSTART2M_WE



UNS21USB2P2M_WE



UNS21USB1P1M_WE



UNS5STFAN2M_WE



UNSACUSB1P1M_WE



UNSHDMI_WE



UNSCPTVDIG1M_WE



UNSSKTLT2M_WE

Description	Reference for Polar White	Unit MRP [₹]	Pack	Reference for Volcanic Grey	Unit MRP [₹]	Pack
6A Switches						
6AX 1 Way Switch	UNS61SW1M_WE	220	20	UNS61SW1M_GY	253	20
6AX 1 Way Switch With Indicator	UNS61SWL1M_WE	392	20	UNS61SWL1M_GY	449	20
6AX 2 Way Switch	UNS62SW1M_WE	314	10	UNS62SW1M_GY	351	10
6A Intermediate Switches						
10AX Intermediate Switch	UNS10SW1M_WE	1,404	1	UNS10SW1M_GY	1,693	1
16AX Switches						
16AX 1 Way Switch	UNS161SW1M_WE	367	20	UNS161SW1M_GY	428	20
16AX 1 Way Switch With Indicator	UNS161SWL1M_WE	439	20	UNS161SWL1M_GY	511	20
16AX 2 Way Switch, Polar White	UNS162SW1M_WE	486	10	UNS162SW1M_GY	572	10
16A Master Switch, 2 Way, With Locator & Label	UNS162MSWL1M_WE	1,122	20	UNS162MSWL1M_GY	1,326	1
16Ax 2 Way 2M Switch	UNS162SW2M_WE	486	10	UNS162SW2M_GY	578	10
16AX~20A 1Way switch with Neon indicator	UNS201SWL1M_WE	426	10	UNS201SWL1M_GY	504	10
Double Pole Switches						
20A Double Pole Switch With Indicator	UNS20DP2M_WE	868	10	UNS20DP2M_GY	1022	1
32A Double Pole Switch With Indicator	UNS32DP2M_WE	1328	10	UNS32DP2M_GY	1583	10
Motor Starter Switch						
Motor Starter	UNSMSTART2M_WE	1,978	10	UNSMSTART2M_GY	2,340	10
Bell Switches						
6A Bellpress, 1M	UNS6BP1M_WE	325	20	UNS6BP1M_GY	381	20
6A Bellpress With Indicator, 1M	UNS6BPL1M_WE	450	20	UNS6BPL1M_GY	536	1
6A Bellpress, 2M, Polar White	UNS6BP2M_WE	447	10	UNS6BP2M_GY	525	1
6A Bellpress With Indicator, 2M	UNS6BPL2M_WE	551	10	UNS6BPL2M_GY	647	1
6A Sockets						
6A 3PIN Sockets outlet with Shutter (BIS)	UNS6SK3P2MNS_WE	464	10	UNS6SK3P2MNS_GY	511	10
6/16A Sockets						
6/16A Socket	UNS616SK2M_WE	543	10	UNS616SK2M_GY	675	10
USB Chargers						
2.1A 5V USB Charger, 2 Module	UNS21USB2P2M_WE	3,295	10	UNS21USB2P2M_GY	3894	1
2.1A 5V USB Charger, 1 Module	UNS21USB1P1M_WE	2,276	20	UNS21USB1P1M_GY	2699	20
2.4A 5V A+C USB Charger, 1 Module	UNSACUSB1P1M_WE	3,512	10	UNSACUSB1P1M_GY	3949	10
Blank Plates						
Single Module Blank Plate	UNSBANK1M_WE	79	20	UNSBANK1M_GY	88	20
Fan Regulators						
4 Steps 360 Deg Fan Regulator, 1M	UNS4STFAN1M_WE	952	20	UNS4STFAN1M_GY	1103	20
5 Steps 360 Deg Fan Regulator, 2M	UNS5STFAN2M_WE	1509	10	UNS5STFAN2M_GY	1703	10
Emergency Light Indicator						
Emergency Light Module*	UNSEMERGENCY2M_WE	10883	1	-	-	-
Network, Connectivity & Media Series						
RJ 11 (WITH Shutter)	UNSRJ11_1M_WE	302	20	UNSRJ11_1M_GY	355	20
RJ 45 (WITH Shutter), Cat 6	UNSRJ45_1M_WE	1103	20	UNSRJ45_1M_GY	1277	20
TV Socket Coaxial	UNSTVCOAX1M_WE	312	20	UNSTVCOAX1M_GY	372	20
Volume Control	UNSVOLCTRL2M_WE	2460	10	UNSVOLCTRL2M_GY	2933	10
HDMI	UNSHDMI_WE	2097	20	UNSHDMI_GY	2365	20
TV Socket Digital (F-Connector)	UNSCPTVDIG1M_WE	354	1	-	-	-
Shaver Socket	UNSSHAYER_WE	8079	1	UNSSHAYER_GY	8811	1
PIR Motion Sensor*	UNSPIR_WE	10302	4	-	-	-

Please contact Customer Care Center for Stockable and Non stockable status of references.

NORMAL STOCK ITEMS

W.E.F. January 17th, 2024

Unica Pure - Irresistibly Beautiful



UNSEKCSW_WE



UNSCURTAINSW2M_WE



UNSSHAVER_WE



UNSPIR_WE



UNSPHASEG1M



UNSPHASER1M

Description	Reference for Polar White	Unit MRP [₹]	Pack	Reference for Volcanic Grey	Unit MRP [₹]	Pack
Hotel Series*						
Skirt Light with LED, 2M	UNSSKTLT2M_WE	1,377	10	UNSSKTLT2M_GY	1,612	10
Buzzer	UNSBUZZER1M_WE	2,160	10	UNSBUZZER1M_GY	2,368	10
Cord Outlet	UNSCORD1M_WE	400	20	UNSCORD1M_GY	445	20
DND / MMR Indicator*	UNSDM1M	1,458	20	-	-	-
DND/MMR Indicator v.2	UNSDM1M_WE	1,719		UNSDM1M_GY	1,964	
DND Switch	UNSDNDSW1M_WE	581	10	UNSDNDSW1M_GY	709	10
MMR Switch	UNSMMSW1M_WE	581	10	UNSMMSW1M_GY	709	10
Electronic Keycard Switch, White	UNSEKCSW_WE	7,792	5	UNSEKCSW_GY	9,007	5
Electronic Keycard Switch, Sandy Beige	UNSEKCSW_CL	7,946	5	UNSEKCSW_CD	7,839	5
Curtain Control Switch	UNSCURTAINSW2M_WE	1,021	10	UNSCURTAINSW2M_GY	1,184	10

Description	Reference	Unit MRP [₹]	Pack
LED Phase Indicator			
LED Phase Indicator, Red	UNSPHASER1M	508	20
LED Phase Indicator, Green	UNSPHASEG1M	508	20
LED Phase Indicator, Yellow	UNSPHASEY1M	508	20

Please contact Customer Care Center for Stockable and Non stockable status of references.

NORMAL STOCK ITEMS

W.E.F. January 17th, 2024

Unica Pure - Irresistibly Beautiful



UNPGP2M



UNPGP6M

Description	Reference for Gridplate	Unit MRP [₹]	Pack
Cover Plates			
2Module Gridplate (Fixing Frame) Only	UNPGP2M	175	4
3Module Gridplate (Fixing Frame) Only	UNPGP3M	214	9
4Module Gridplate (Fixing Frame) Only	UNPGP4M	246	8
6Module Gridplate (Fixing Frame) Only	UNPGP6M	334	9
8M Gridplate (Fixing Frame) Only, Linear	UNPGP8ML	345	9
8M Gridplate (Fixing Frame) Only, Square	UNPGP8MSQ	442	6
12Module Gridplate (Fixing Frame) Only	UNPGP12M	515	6



UNPSP2M_WD



UNPSP6M_WD

Description	Reference for Oak Wood	Unit MRP [₹]	Pack
Cover Plates			
1 Module Wood Cover Frame Only	UNPSP1M_WD	2,478	6
2 Module Wood Cover Frame Only	UNPSP2M_WD	2,634	6
3 Module Wood Cover Frame Only	UNPSP3M_WD	3,260	6
4 Module Wood Cover Frame Only	UNPSP4M_WD	3,772	6
6 Module Wood Cover Frame Only	UNPSP6M_WD	5,383	3
8 Module Wood Cover Frame Only, Linear	UNPSP8ML_WD	6,541	3
8 Module Wood Cover Frame Only, Square	UNPSP8MSQ_WD	7,803	6
12 Module Wood Cover Frame Only	UNPSP12M_WD	10,433	6



UNPSP2M_GW



UNPSP6M_GW

Description	Reference for Aqua Glass	Unit MRP [₹]	Pack
Cover Plates			
1Module Aqua Glass Cover Frame Only	UNPSP1M_GW	1,377	6
2Module Aqua Glass Cover Frame Only	UNPSP2M_GW	1,549	6
3Module Aqua Glass Cover Frame Only	UNPSP3M_GW	1,744	6
4Module Aqua Glass Cover Frame Only	UNPSP4M_GW	1,822	6
6Module Aqua Glass Cover Frame Only	UNPSP6M_GW	3,292	3
8M Aqua Glass Cover Frame Only, Linear	UNPSP8ML_GW	3,741	3
8M Aqua Glass Cover Frame Only, Square	UNPSP8MSQ_GW	4,738	6
12Module Aqua Glass Cover Frame Only	UNPSP12M_GW	5,876	6

Please contact Customer Care Center for Stockable and Non stockable status of references.


NORMAL STOCK ITEMS

W.E.F. January 17th, 2024

Unica Pure - Irresistibly Beautiful



UNPSP2M_GB



UNPSP6M_GB

Description	Reference for Pearl Black Glass	Unit MRP [₹]	Pack
Cover Plates			
1M Pearl Black Glass Cover Frame Only	UNPSP1M_GB	1,630	6
2M Pearl Black Glass Cover Frame Only	UNPSP2M_GB	1,833	6
3M Pearl Black Glass Cover Frame Only	UNPSP3M_GB	1,993	6
4M Pearl Black Glass Cover Frame Only	UNPSP4M_GB	2,160	6
6M Pearl Black Glass Cover Frame Only	UNPSP6M_GB	3,883	3
8M Pearl Black Glass CF Only, Linear	UNPSP8ML_GB	4,407	3
8M Pearl Black Glass CF Only, Suare	UNPSP8MSQ_GB	5,584	6
12M Pearl Black Glass Cover Frame Only	UNPSP12M_GB	6,915	6




UNPSP2M_ML



UNPSP6M_ML

Description	Reference for Pewter Grey Metal	Unit MRP [₹]	Pack
Cover Plates			
1 Module Pw Grey Metal Cover Frame Only	UNPSP1M_ML	2,448	6
2 Module Pw Grey Metal Cover Frame Only	UNPSP2M_ML	2,717	6
3 Module Pw Grey Metal Cover Frame Only	UNPSP3M_ML	3,092	6
4 Module Pw Grey Metal Cover Frame Only	UNPSP4M_ML	3,251	6
6 Module Pw Grey Metal Cover Frame Only	UNPSP6M_ML	5,757	3
8Module Pw Grey Metal CF Only, Linear	UNPSP8ML_ML	6,486	3
8 Module Pw Grey Metal CF Only, Suare	UNPSP8MSQ_ML	8,238	6
12Module Pw Grey Metal Cover Frame Only	UNPSP12M_ML	10,219	6



UNPSP2M_MD



UNPSP6M_MD

Description	Reference for Black Metal	Unit MRP [₹]	Pack
Cover Plates			
1Module Rh Black Metal Cover Frame Only	UNPSP1M_MD	2,448	6
2Module Rh Black Metal Cover Frame Only	UNPSP2M_MD	2,717	6
3Module Rh Black Metal Cover Frame Only	UNPSP3M_MD	3,092	6
4Module Rh Black Metal Cover Frame Only	UNPSP4M_MD	3,251	6
6Module Rh Black Metal Cover Frame Only	UNPSP6M_MD	5,757	3
8Module Rh Black Metal CF Only, Linear	UNPSP8ML_MD	6,486	3
8 Module Rh Black Metal CF Only, Suare	UNPSP8MSQ_MD	8,238	6
12M Rh Black Metal Cover Frame Only	UNPSP12M_MD	10,219	6

Please contact Customer Care Center for Stockable and Non stockable status of references.

NORMAL STOCK ITEMS

W.E.F. January 17th, 2024

Unica Pure - Irresistibly Beautiful



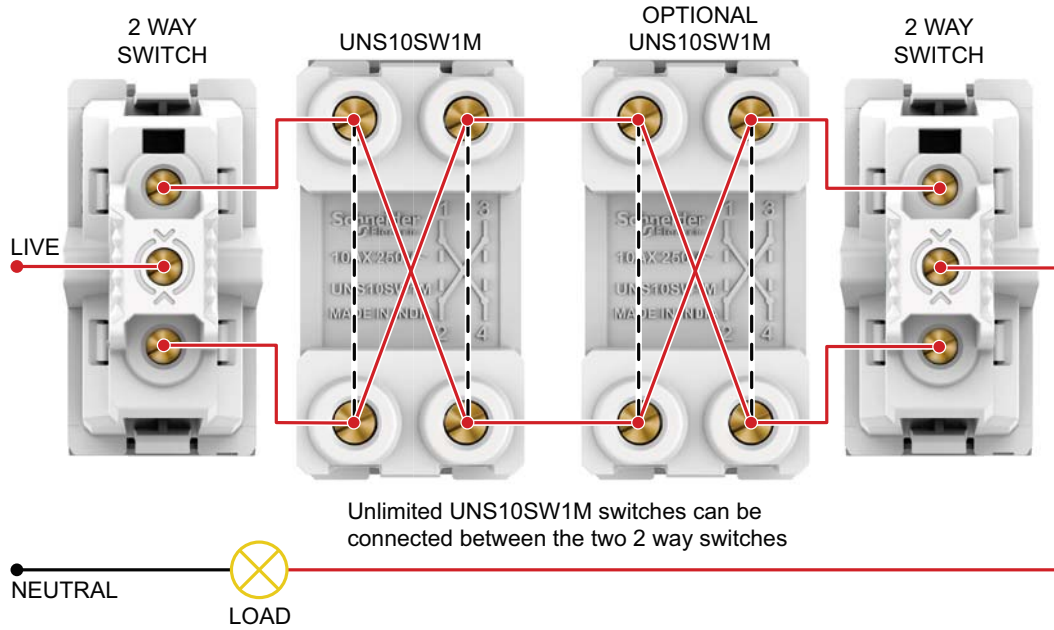
Description	Reference for Painted Sandy Biege	Unit MRP [₹]	Pack	Reference for Painted Mocha Brown	Unit MRP [₹]	Pack	Reference for Molded Polar White	Unit MRP [₹]	Pack	Reference for Molded Volcanic Grey	Unit MRP [₹]	Pack
Cover Plates												
1 Module Plastic Surround and Gridplate	UNSCP1M_CL	477	20	UNSCP1M_CD	468	20	UNSCP1M_WE	245	20	UNSCP1M_GY	348	20
2 Module Plastic Surround and Gridplate	UNSCP2M_CL	541	20	UNSCP2M_CD	522	20	UNSCP2M_WE	273	20	UNSCP2M_GY	389	20
3 Module Plastic Surround and Gridplate	UNSCP3M_CL	607	10	UNSCP3M_CD	609	10	UNSCP3M_WE	312	10	UNSCP3M_GY	444	10
4 Module Plastic Surround and Gridplate	UNSCP4M_CL	636	14	UNSCP4M_CD	636	14	UNSCP4M_WE	329	14	UNSCP4M_GY	474	14
6 Module Plastic Surround and Gridplate	UNSCP6M_CL	1,133	5	UNSCP6M_CD	1095	5	UNSCP6M_WE	574	5	UNSCP6M_GY	818	5
8 Module Plastic Surround and Gridplate, Linear	UNSCP8ML_CL	1,258	5	UNSCP8ML_CD	1235	5	UNSCP8ML_WE	646	5	UNSCP8ML_GY	914	5
8 Module Plastic Surround and Gridplate, Square	UNSCP8MSQ_CL	1,563	10	UNSCP8MSQ_CD	1563	10	UNSCP8MSQ_WE	835	10	UNSCP8MSQ_GY	1266	10
9 Module Plastic Surround and Gridplate	-	-	-	-	-	-	UNSCP9M_WE	1043	5	UNSCP9M_GY	1629	5
12 Module Plastic Surround and Gridplate	UNSCP12M_CL	1,954	5	UNSCP12M_CD	1,957	5	UNSCP12M_WE	1156	5	UNSCP12M_GY	2033	5
16 Module Plastic Surround and Gridplate	UNSCP16M_CL	2,649	5	UNSCP16M_CD	2,649	5	UNSCP16M_WE	1423	5	UNSCP16M_GY	2455	5
18 Module Plastic Surround and Gridplate	UNSCP18M_CL	2,838	1	UNSCP18M_CD	2,838	1	UNSCP18M_WE	1475	1	UNSCP18M_GY	2621	1

Please contact Customer Care Center for Stockable and Non stockable status of references.

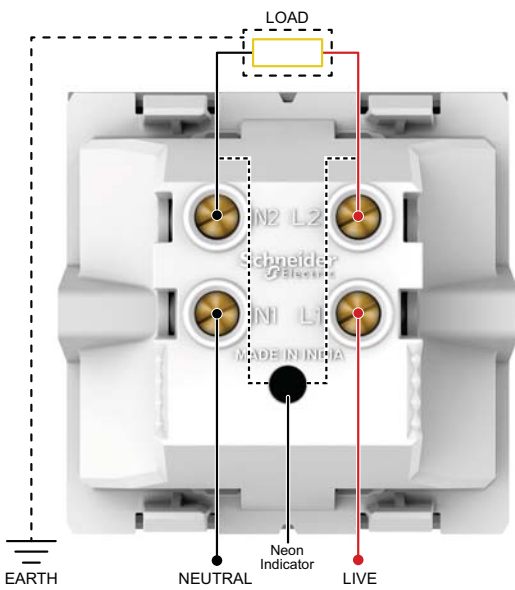
NORMAL STOCK ITEMS

W.E.F. January 17th, 2024

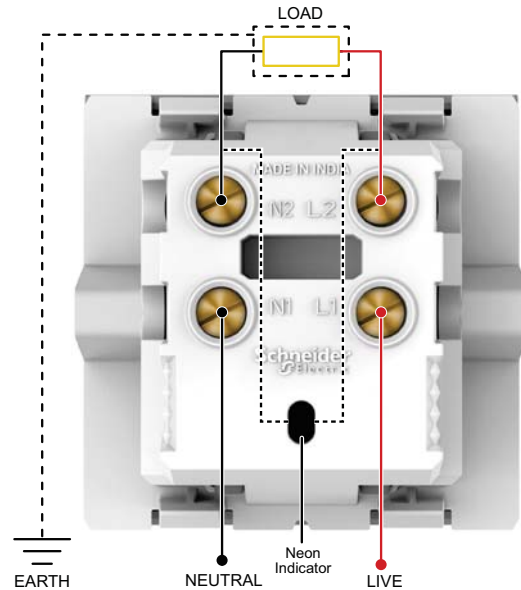
Wiring Diagram Unica Pure



> 10AX Intermediate Switch
 UNS10SW1M_WE, UNS10SW1M_GY



> 20A Double Pole Switch With Indicator
 UNS20DP2M_WE, UNS20DP2M_GY



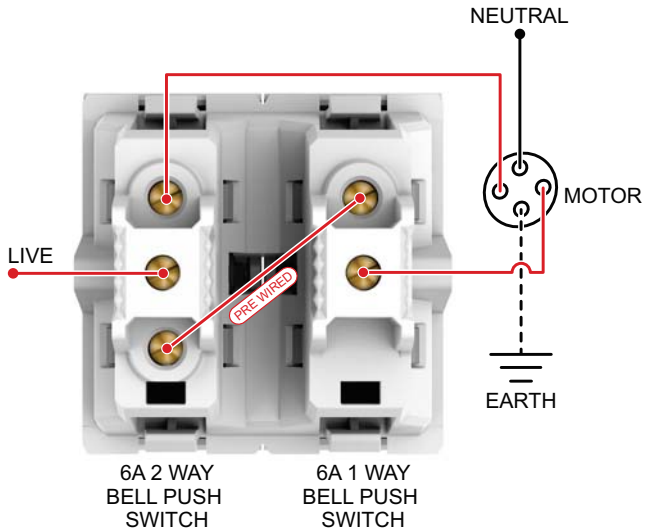
> 32A Double Pole Switch With Indicator
 UNS32DP2M_WE, UNS32DP2M_GY

Please contact Customer Care Center for Stockable and Non stockable status of references.

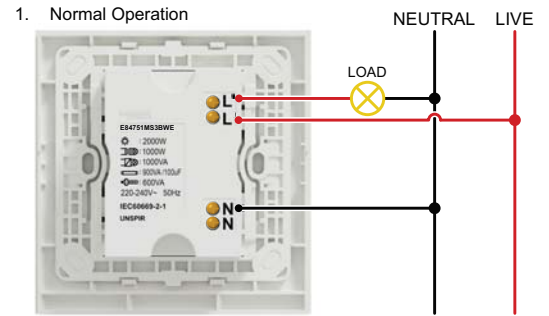
☑ NORMAL STOCK ITEMS

W.E.F. January 17th, 2024

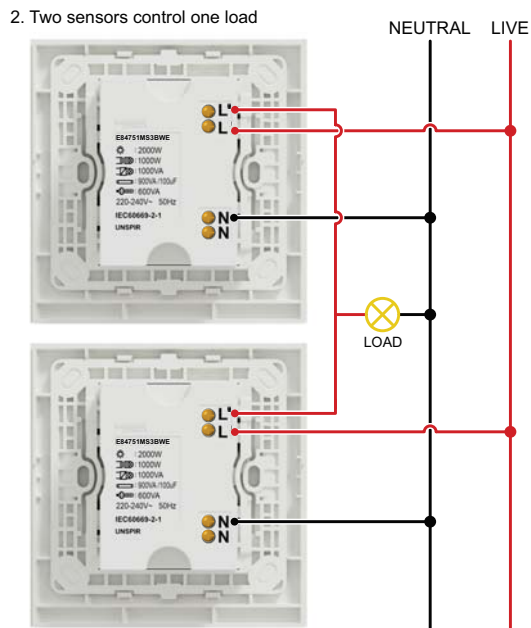
Wiring Diagram Unica Pure



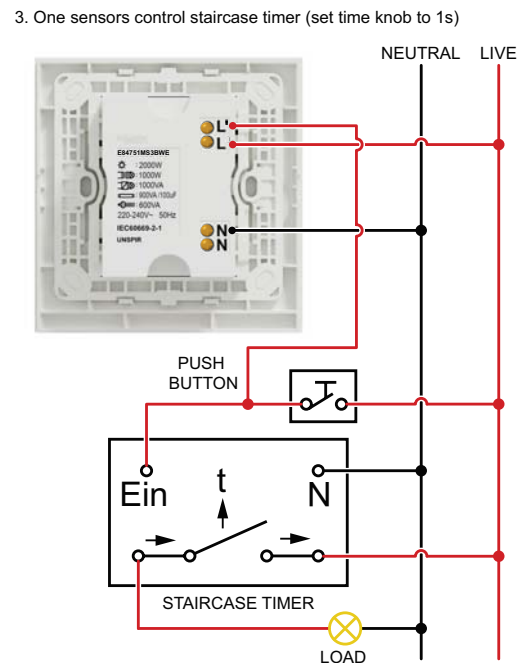
> Curtain Control Switch
UNSCURTAINSW2M_WE



> PIR Motion Sensor*
UNSPIR_WE



> PIR Motion Sensor*
UNSPIR_WE



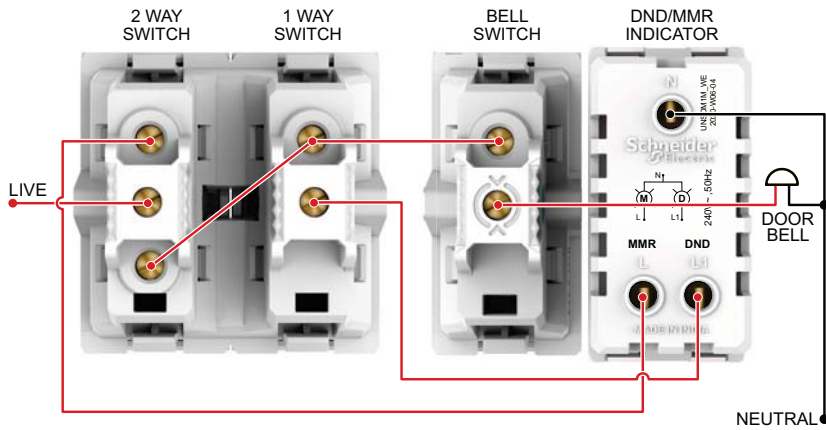
> PIR Motion Sensor*
UNSPIR_WE

Please contact Customer Care Center for Stockable and Non stockable status of references.

✓ NORMAL STOCK ITEMS

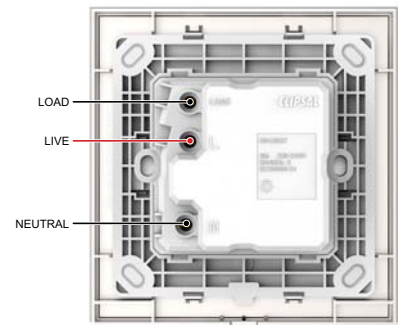
W.E.F. January 17th, 2024

Wiring Diagram Unica Pure



> DND/MMR Indicator v.2 > Do Not Disturb Switch
 > Make My Room Switch > DND Switch
 > MMR Switch

UNSDM1M_WE, UNSDM1M_GY, UNSDNDSW1M_WE,
 UNSDNDSW1M_GY, UNSMMRSW1M_WE, UNSMMRSW1M_GY



> Unica Pure Key Card

UNSEKCSW_WE, UNSEKCSW_GY,
 UNSEKCSW_CL, UNSEKCSW_CD

Please contact Customer Care Center for Stockable and Non stockable status of references.

NORMAL STOCK ITEMS

W.E.F. January 17th, 2024

ZENcelo India - The Revolutionary Full-Flat Switch



- **World's First and only Full-Flat Mechanical Switch**
- **Patented Iso-Motion Technology** - Ensures switch stays in the same position whether On or Off
- **Robust & Strong** - Made of corrosion-resistant, heat-resistant and impact-resistant polycarbonate
- **Safe to Use** - Electric arc encapsulated switches and Data Sockets with patented integrated shutter
- **Designed to Last** - Switches tested to 80,000 times; Sockets tested to 15,000 cycles.
- **Green & Eco Friendly** - RoHS compliant range
- **Dust Proof Cover**
- **All Dark Grey references covered with electrostatic protective film**
- **Intermediate switches to control multiple 2way switches**
- **16AX~20A 1 Way 2G Switch (1M) - IN8444/16: Single: switch to control two loads**




Description	Reference for White	Unit MRP [₹]	Pack	Reference for Dark Grey	Unit MRP [₹]	Pack
Switches						
6AX 1 Way switch	IN8401	408	10	IN8401(BZ)	511	10
6AX 1 Way switch (2M)	IN8421	718	10	IN8421(BZ)	866	10
6AX 2 Way switch	IN8402	511	10	IN8402(BZ)	613	10
6AX 1 Way switch with Neon	IN8481	642	10	IN8481(BZ)	769	10
16AX~20A 1 Way switch	IN8401/16	616	10	IN8401/16(BZ)	750	10
16AX~20A 1 Way switch (2M)	IN8421/16	958	10	-	-	-
16AX~20A 1 Way switch with Neon	IN8481/16	876	10	IN8481/16(BZ)	1038	10
16AX~20A 1 Way switch with Neon (2M)	IN8482/16	1132	10	IN8482/16(BZ)	1333	10
16AX~20A 2 Way switch	IN8402/16	867	10	IN8402/16(BZ)	1124	10
16AX~20A 2 Way switch (2M)	IN8422/16	1038	10	IN8422/16(BZ)	1339	10
16AX~20A 1 Way 2G switch (1M)	IN8444/16	1008	10	IN8444/16(BZ)	1215	10
10AX Intermediate switch	IN8430/IM	1596	10	IN8430/IM(BZ)	1804	1
20A DP Switch with Neon (2M)	IN8486/20	1337	5	IN8486/20(BZ)	1750	5
32A DP Switch with Neon (2M)	IN8486/32	2100	5	IN8486/32(BZ)	2523	5
Motor Starter Switch						
25A Motor Starter switch (2M)	IN8425MS	3438	10	IN8425MS(BZ)	3658	10
Bell Push						
6A Bell Push switch	IN8405	579	10	IN8405(BZ)	699	10
6A Bell Push switch (2M)	IN8425	936	10	IN8425(BZ)	1109	10
6A Bell Push switch with Neon	IN8485	834	10	IN8485(BZ)	983	10
6A Bell Push switch with Neon (2M)	IN8486	989	10	IN8486(BZ)	1220	10
6A Momentary Switch, WH	IN8487	774	10	IN8487_BZ	914	10
Sockets						
6A 3PIN Socket Outlet with Shutter (BIS)	IN8426UNS	667	10	IN8426UNS_BZ	807	10
6A/16A 3 Pin Socket with Shutter	IN8426/16	992	10	IN8426/16(BZ)	1215	10
Fan Regulators & Dimmers						
Fan Control (5 Speeds)	IN84SFR	2359	5	IN84SFR(BZ)	2831	5
Full Flat 500W Dimmer Module (1 Gang)	IN8404D	2143	10	IN8404D(BZ)	2539	10
USB Chargers						
1 Gang USB Charger - 2.1A (1M)	IN8431USB_WE	3826	10	IN8431USB_BZ	4389	10
2.4A 5V A+C USB Charger (1M)	IN8431ACUSB_WE	4228	10	IN8431ACUSB_BZ	4846	10
Accessories						
RJ11 Telephone Outlet with shutter (1 Gang)	IN8431RJS4	638	10	IN8431RJS4(BZ)	786	10
RJ45 Cat6 Data Outlet with shutter	IN8431RJ6	2240	10	IN8431RJ6(BZ)	2736	10
Data Outlet Wall Plate (for RJ45 key stone jack)	IN8431RJC	826	10	IN8431RJC(BZ)	971	10
TV Socket	IN8431TV	487	10	IN8431TV(BZ)	616	10
Cord Outlet	IN8445CO	615	10	-	-	-
Foot Lamp with White LED (2M)	IN8490FLW	4501	10	-	-	-
Foot Lamp with Yellow LED (2M)	IN8490FLY	4389	10	-	-	-
Blank off unit (1M)	IN8430X	149	10	IN8430X(BZ)	183	10
Hotel Series						
Do Not Disturb Panel	INH8451	3416	10	INH8451(BZ)	3825	10
Make My Room Panel	INH8454	3105	10	INH8454(BZ)	3465	10
Do Not Disturb Switch	INH8452	1696	10	INH8452(BZ)	1855	10
Do Not Disturb Switch (2M)	-	-	-	INH8453(BZ)	2041	10
Make My Room Switch	INH8455	1657	10	INH8455(BZ)	1955	10

Please contact Customer Care Center for Stockable and Non stockable status of references.


NORMAL STOCK ITEMS

W.E.F. January 17th, 2024

ZENcelo India - The Revolutionary Full-Flat Switch



IN8403C




IN8406C



IN8402C(BZ)



IN8404C(SZ)



IN84012C(SA)

Description	Reference for White	Unit MRP [₹]	Pack	Reference for Dark Grey	Unit MRP [₹]	Pack	Reference for Silver Bronze	Unit MRP [₹]	Pack	Reference for Satin Silver	Unit MRP [₹]	Pack
Cover Plates												
1M Grid & 1M Cover Frame	IN8401C	383	10	IN8401C(BZ)	453	10	IN8401C(SZ)	1063	10	IN8401C(SA)	1166	10
2M Grid & 2M Cover Frame	IN8402C	397	10	IN8402C(BZ)	474	10	IN8402C(SZ)	1052	10	IN8402C(SA)	1154	10
3M Grid & 3M Cover Frame	IN8403C	468	10	IN8403C(BZ)	560	10	IN8403C(SZ)	1293	10	IN8403C(SA)	1418	10
4M Grid & 4M Cover Frame	IN8404C	510	10	IN8404C(BZ)	657	10	IN8404C(SZ)	1553	10	IN8404C(SA)	1705	10
6M Grid & 6M Cover Frame	IN8406C	778	5	IN8406C(BZ)	925	5	IN8406C(SZ)	2133	5	IN8406C(SA)	2340	5
8M Grid & 8M Cover Frame - Horizontal	IN8408HC	925	5	IN8408HC(BZ)	1106	5	IN8408HC(SZ)	2882	5	IN8408HC(SA)	3163	5
8M Grid & 8M Cover Frame - Square	IN8408SC	1234	5	IN8408SC(BZ)	1705	5	IN8408SC(SZ)	3500	5	IN8408SC(SA)	3840	5
9M Grid & 9M Cover Frame	IN8409C	1682	5	IN8409C(BZ)	2103	5	IN8409C(SZ)	4838	5	-	-	-
12M Grid & 12M Cover Frame	IN84012C	2028	5	IN84012C(BZ)	2495	5	IN84012C(SZ)	6446	5	IN84012C(SA)	7075	5
18M Grid & 18M Cover Frame	IN84018C	2860	5	IN84018C(BZ)	3693	5	IN84018C(SZ)	8533	5	IN84018C(SA)	9365	5

ZENcelo - The Revolutionary Full-Flat Switch



E8431EKT-OS



E8431BPDM>SZ-OS



E84T727H-OS



E84T727V>SZ-OS


Description	Reference for White	Unit MRP [₹]	Pack	Reference For Silver Bronze	Unit MRP [₹]	Pack
Hotel Series						
"Please Clean Up" Symbols	E8431BPDM-OS	6,727		E8431BPDM>SZ-OS	8,392	1
16A Electronic Key Card Time Delay Switch	E8431EKT-OS	13,441		E8431EKT>SZ-OS	16,803	1
Universal Shaver Unit, Vertical	E84T727V-OS	7,604		E84T727V>SZ-OS	9,472	1
Universal Shaver Unit, Horizontal	E84T727H-OS	7,604		E84T727H>SZ-OS	9,472	1

Please contact Customer Care Center for Stockable and Non stockable status of references.

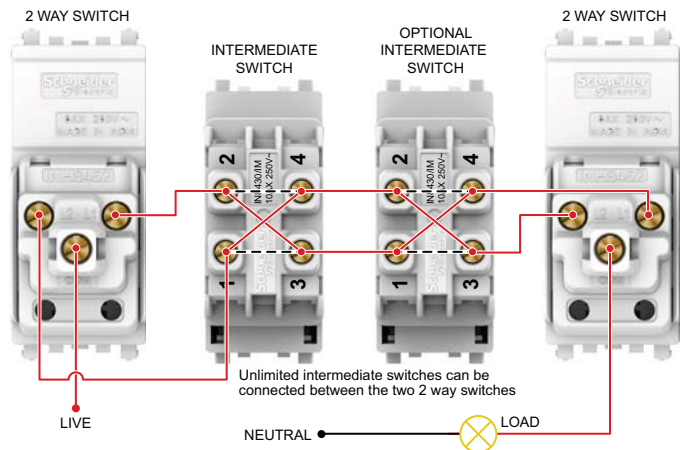
NORMAL STOCK ITEMS

W.E.F. January 17th, 2024

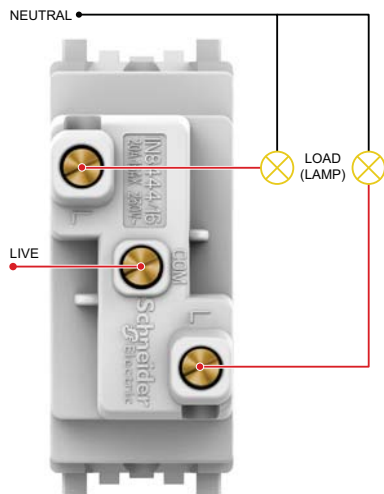
Wiring Diagram ZENcelo



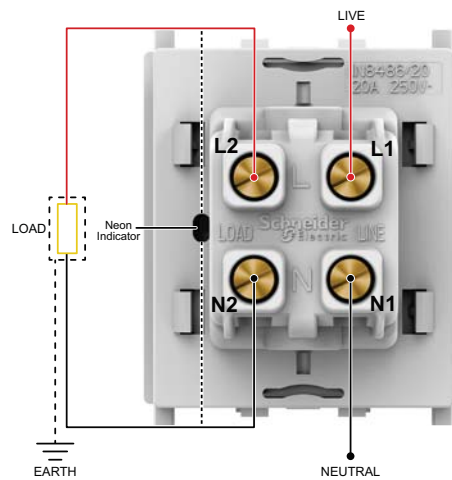
> 16A Electronic Key Card Time Delay
E8431EKT-OS, E8431EKT>SZ-OS



> 10AX Intermediate Switch
IN430/IM, IN430/IM (BZ)



> 16AX~20A 1 Way 2G Switch (1M)
IN8444/16, IN8444/16 (BZ)



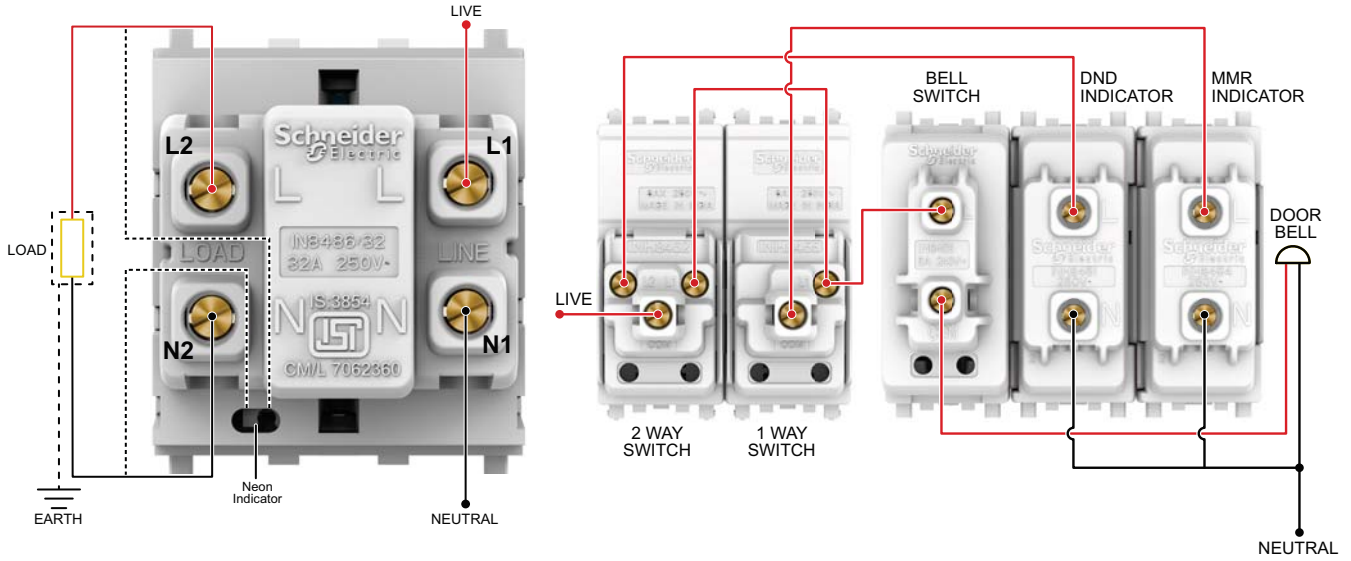
> 20A DP Switch with Neon (2M)
IN8486/20, IN8486/20 (BZ)

Please contact Customer Care Center for Stockable and Non stockable status of references.

☑ NORMAL STOCK ITEMS

W.E.F. January 17th, 2024

Wiring Diagram ZENcelo

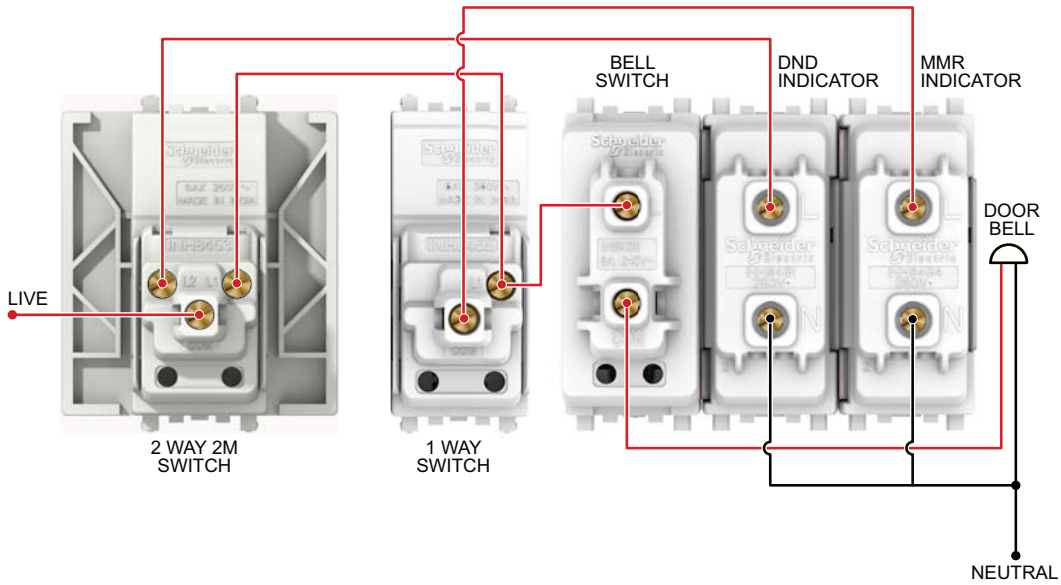


> 32A DP Switch with Neon (2M)

IN8486/32, IN8486/32 (BZ)

> Do Not Disturb Panel > Make My Room Panel
> Do Not Disturb Switch > Make My Room Switch

INH8451, INH8451 (BZ), INH8454, INH8454 (BZ),
INH8452, INH8452 (BZ), INH8455, INH8455 (BZ)



> Do Not Disturb Panel > Make My Room Panel
> Do Not Disturb Switch (2M) > Make My Room Switch

INH8451, INH8451 (BZ), INH8454, INH8454 (BZ)
INH8453 (BZ), INH8455, INH8455 (BZ)

Please contact Customer Care Center for Stockable and Non stockable status of references.

☑ NORMAL STOCK ITEMS

W.E.F. January 17th, 2024

AvatarOn - It's also a Switch



White (WE)



Wine Gold (WG)



Dark Grey (DG)



Dark Wood (WD)



Gold Hairline (GH)



Light Wood (LW)



Award-winning Designs: In 2017, AvatarOn gained international recognition for its innovative design and quality excellence and was awarded the iF Design Award

Ingenious Beauty

- The ground-breaking AvatarOn series is a true marriage of aesthetics and practicality, making it a perfect choice for all home or office designs.

Safe and Reliable

- Our patented "Slim Rocker, Sure Click" SS technology not only gives AvatarOn a greater thinness overall, but also a near-zero contact jitter that reduces sparks, thus ensuring a safe and reliable use.

Customisable Covers for True Adaptability

- AvatarOn switches are available in an array of replaceable covers for full customisation and integration into any home decor. The customised pattern covers of AvatarOn provides you with an extra canvas to showcase your creativity in a subtle yet apparent way.

Modern Look

- The stylish and streamlined design of AvatarOn switch covers are finished in white, soft wood, dark wood and gold hairline materials for a classic look and universal elegance.

Tech-chic Design that Shines

- The AvatarOn soft LED locators merges seamlessly with its sleek giant dolly, creating a stylish and streamlined design and glow with a soft luminescent in the dark, indicating the exact location of each switch at night.

Multifunctional Accessories for Every Day Conveniences







Product Description	Color	Product Ref. No.	Unit MRP [₹]	Pack
16A Switches (Base + Cover Plate)				
16AX 250V 1 Gang 1 Way Switch	White	E8331L1_WE_G8	588	1
	Wine Gold	E8331L1_WG_G8	884	10
	Dark Grey	E8331L1_DG_G8	884	1
	Metal Gold Hairline	E8331L1_GH_G8	884	10
	Light Wood	E8331L1_LW_G8	917	10
	Dark Wood	E8331L1_WD_G8	884	10
16AX 250V 1 Gang 1 Way Switch with LED Indicator	White	E8331L1LED_WE_G8	884	1
	Wine Gold	E8331L1LED_WG_G8	1322	10
	Dark Grey	E8331L1LED_DG_G8	1322	1
	Metal Gold Hairline	E8331L1LED_GH_G8	1322	10
16AX 250V 1 Gang 2 Way Switch	Light Wood	E8331L1LED_LW_G8	1496	10
	Dark Wood	E8331L1LED_WD_G8	1322	10
	White	E8331L2_WE_G8	629	1
	Wine Gold	E8331L2_WG_G8	943	10
16AX 250V 1 Gang 2 Way Switch with LED Indicator	Dark Grey	E8331L2_DG_G8	943	1
	Metal Gold Hairline	E8331L2_GH_G8	943	10
	Light Wood	E8331L2_LW_G8	979	10
	Dark Wood	E8331L2_WD_G8	943	10
	White	E8331L2LED_WE_G8	943	10
	Wine Gold	E8331L2LED_WG_G8	1416	10
16AX 250V 1 Gang 2 Way Switch with LED Indicator	Dark Grey	E8331L2LED_DG_G8	1416	1
	Metal Gold Hairline	E8331L2LED_GH_G8	1416	10
	Light Wood	E8331L2LED_LW_G8	1603	10
	Dark Wood	E8331L2LED_WD_G8	1603	10
	White	E8332L1_WE_G8	908	1
	Wine Gold	E8332L1_WG_G8	1364	10
16AX 250V 2 Gang 1 Way Switch	Dark Grey	E8332L1_DG_G8	1364	1
	Metal Gold Hairline	E8332L1_GH_G8	1364	10
	Light Wood	E8332L1_LW_G8	1364	10
	Dark Wood	E8332L1_WD_G8	1364	10
16AX 250V 2 Gang 1 Way Switch with LED Indicator	White	E8332L1LED_WE_G8	1364	1
	Wine Gold	E8332L1LED_WG_G8	2047	10
	Dark Grey	E8332L1LED_DG_G8	2047	1
	Metal Gold Hairline	E8332L1LED_GH_G8	2047	10
	Light Wood	E8332L1LED_LW_G8	2317	10
	Dark Wood	E8332L1LED_WD_G8	2047	10
16AX 250V 2 Gang 2 Way Switch	White	E8332L2_WE_G8	1106	1
	Wine Gold	E8332L2_WG_G8	1659	10
	Dark Grey	E8332L2_DG_G8	1659	1
	Metal Gold Hairline	E8332L2_GH_G8	1659	10
	Light Wood	E8332L2_LW_G8	1878	10
	Dark Wood	E8332L2_WD_G8	1659	10

Please contact Customer Care Center for Stockable and Non stockable status of references.

NORMAL STOCK ITEMS

W.E.F. January 17th, 2024

AvatarOn - It's also a Switch

		Product Description	Color	Product Ref. No.	Unit MRP [₹]	Pack
16A Switches (Base + Cover Plate)						
 E8332L2LED_WE_G8	 E8332L2LED_WD_G8	16AX 250V 2 Gang 2 Way Switch with LED Indicator	White	E8332L2LED_WE_G8	1,659	10
			Wine Gold	E8332L2LED_WG_G8	2,490	10
			Dark Grey	E8332L2LED_DG_G8	2,490	1
			Metal Gold Hairline	E8332L2LED_GH_G8	2,490	10
			Dark Wood	E8332L2LED_WD_G8	2,490	10
 E8333L1LED_WE_G8	 E8333L1LED_WD_G8	16AX 250V 3 gang 1 Way Switch	White	E8333L1_WE_G8	1,491	1
			Wine Gold	E8333L1_WG_G8	2,238	10
			Dark Grey	E8333L1_DG_G8	2,280	1
			Metal Gold Hairline	E8333L1_GH_G8	2,238	10
			Light Wood	E8333L1_LW_G8	2,238	10
 E8333L2_WE_G8	 E8333L2_WD_G8	16AX 250V 3 gang 1 Way Switch with LED Indicator	Dark Wood	E8333L1_WD_G8	2,238	10
			White	E8333L1LED_WE_G8	2,238	10
			Wine Gold	E8333L1LED_WG_G8	3,355	10
			Dark Grey	E8333L1LED_DG_G8	3,355	1
			Metal Gold Hairline	E8333L1LED_GH_G8	3,355	10
 E8333L2LED_WE_G8	 E8333L2LED_WD_G8	16AX 250V 3 gang 2 Way Switch	Light Wood	E8333L1LED_LW_G8	3,798	10
			Dark Wood	E8333L1LED_WD_G8	3,355	10
			White	E8333L2_WE_G8	1,605	1
			Wine Gold	E8333L2_WG_G8	2,409	10
			Dark Grey	E8333L2_DG_G8	2,409	1
 E8333L2LED_WE_G8	 E8333L2LED_WD_G8	16AX 250V 3 gang 2 Way Switch with LED Indicator	Metal Gold Hairline	E8333L2_GH_G8	2,409	10
			Light Wood	E8333L2_LW_G8	2,409	10
			Dark Wood	E8333L2_WD_G8	2,409	10
			White	E8333L2LED_WE_G8	2,409	10
			Wine Gold	E8333L2LED_WG_G8	3,612	10
 E8334L1_WE_G8	 E8334L1_WD_G8	16AX 250V 4 Gang 1 Way Switch	Dark Grey	E8333L2LED_DG_G8	3,612	1
			Metal Gold Hairline	E8333L2LED_GH_G8	3,612	10
			Light Wood	E8333L2LED_LW_G8	3,904	10
			Dark Wood	E8333L2LED_WD_G8	3,612	10
			White	E8334L1_WE_G8	2,145	1
 E8334L1LED_WE_G8	 E8334L1LED_WD_G8	16AX 250V 4 Gang 1 Way Switch with LED Indicator	Wine Gold	E8334L1_WG_G8	3,219	10
			Dark Grey	E8334L1_DG_G8	3,219	1
			Metal Gold Hairline	E8334L1_GH_G8	3,219	10
			Light Wood	E8334L1_LW_G8	3,219	10
			Dark Wood	E8334L1_WD_G8	3,219	10
 E8334L2_WE_G8	 E8334L2_WD_G8	16AX 250V 4 Gang 2 Way Switch	White	E8334L1LED_WE_G8	3,219	10
			Wine Gold	E8334L1LED_WG_G8	4,827	10
			Dark Grey	E8334L1LED_DG_G8	4,827	1
			Metal Gold Hairline	E8334L1LED_GH_G8	4,827	10
			Light Wood	E8334L1LED_LW_G8	5,465	10
 E8334L2LED_WE_G8	 E8334L2LED_WD_G8	16AX 250V 4 Gang 2 Way Switch with LED Indicator	Dark Wood	E8334L1LED_WD_G8	4,827	10
			White	E8334L2_WE_G8	2,468	1
			Wine Gold	E8334L2_WG_G8	3,700	10
			Dark Grey	E8334L2_DG_G8	3,770	1
			Metal Gold Hairline	E8334L2_GH_G8	3,700	10
 E8334L2LED_WE_G8	 E8334L2LED_WD_G8	16AX 250V 4 Gang 2 Way Switch with LED Indicator	Light Wood	E8334L2_LW_G8	3,700	10
			Dark Wood	E8334L2_WD_G8	3,700	10
			White	E8334L2LED_WE_G8	3,700	10
			Wine Gold	E8334L2LED_WG_G8	5,551	10
			Dark Grey	E8334L2LED_DG_G8	5,551	1
			Metal Gold Hairline	E8334L2LED_GH_G8	5,551	10
			Dark Wood	E8334L2LED_WD_G8	5,551	10

Please contact Customer Care Center for Stockable and Non stockable status of references.

NORMAL STOCK ITEMS

W.E.F. January 17th, 2024

AvatarOn - It's also a Switch



E8331M_WE_G8



E8331PRL1_WD_G8



E8332PRL1_WE_G8



E8332PRL1_WD_G8



E8331D20N_WE_G8



E8331D20N_WD_G8



E8331D32N_WE_G8



E8332D20N_WD_G8



E8332D20N_WE_G8



E8331D32N_WD_G8



E8331D45N_WE_G8



E8331D45N_WD_G8

Product Description	Color	Product Ref. No.	Unit MRP ₹	Pack
16A Intermediate Switches				
16AX 250V 1 Gang Intermediate Switch	White	E8331M_WE_G8	1,976	1
	Wine Gold	E8331M_WG_G8	2,964	1
	Dark Grey	E8331M_DG_G8	2,964	1
10A Momentary Switches				
10A 250V 1 Gang Momentary Switch	Dark Wood	E8331PRL1_WD_G8	1037	10
	White	E8332PRL1_WE_G8	870	10
10A 250V 2 Gang Momentary Switch	Wine Gold	E8332PRL1_WG_G8	1303	10
	Dark Grey	E8332PRL1_DG_G8	1303	1
	Metal Gold Hairline	E8332PRL1_GH_G8	1,303	10
	Dark Wood	E8332PRL1_WD_G8	1,303	10
Double Pole Switches				
20A 250V 1 Gang Double Pole Switch with LED Indicator	White	E8331D20N_WE_G8	1,535	10
	Wine Gold	E8331D20N_WG_G8	2,299	10
	Dark Grey	E8331D20N_DG_G8	2,299	1
	Metal Gold Hairline	E8331D20N_GH_G8	2,299	10
	Light Wood	E8331D20N_LW_G8	2,237	10
	Dark Wood	E8331D20N_WD_G8	2,299	10
20A 250V 2 Gang Double Pole Switch with LED Indicator	White	E8332D20N_WE_G8	1,954	10
	Wine Gold	E8332D20N_WG_G8	2,760	10
	Dark Grey	E8332D20N_DG_G8	2,760	1
	Metal Gold Hairline	E8332D20N_GH_G8	2,760	10
	Dark Wood	E8332D20N_WD_G8	2,760	10
32A 250V 1 Gang Double Pole Switch with LED Indicator	White	E8331D32N_WE_G8	2,036	10
	Wine Gold	E8331D32N_WG_G8	3,053	10
	Dark Grey	E8331D32N_DG_G8	3,053	1
	Metal Gold Hairline	E8331D32N_GH_G8	3,053	10
	Light Wood	E8331D32N_LW_G8	3,053	10
45A 250V 1 Gang Double Pole Switch with LED Indicator	Dark Wood	E8331D32N_WD_G8	3,053	10
	White	E8331D45N_WE_G8	2,543	10
	Wine Gold	E8331D45N_WG_G8	3,817	10
	Dark Grey	E8331D45N_DG_G8	3,887	1
	Metal Gold Hairline	E8331D45N_GH_G8	3,887	10
	Dark Wood	E8331D45N_WD_G8	3,643	10

Please contact Customer Care Center for Stockable and Non stockable status of references.

NORMAL STOCK ITEMS

W.E.F. January 17th, 2024

AvatarOn - It's also a Switch



E8331BPL1_WE_G8



E8331BPL1_WD_G8



E8315_16_WE



E8315_16_WD



E8331FR350_WE_G8



E8331FR350_WD_G8



E8331_WE



E8331_WD



E8331KH_WE



E8332_WE



E8332_WD



E8333_WE

Product Description	Color	Product Ref. No.	Unit MRP ₹	Pack	
Bell Push Switch					
10A 250V Door Bell Push Switch	White	E8331BPL1_WE_G8	653	1	
	Wine Gold	E8331BPL1_WG_G8	977	10	
	Dark Grey	E8331BPL1_DG_G8	977	1	
	Metal Gold Hairline	E8331BPL1_GH_G8	977	10	
	Light Wood	E8331BPL1_LW_G8	977	10	
	Dark Wood	E8331BPL1_WD_G8	977	10	
Sockets					
6A 2/3 Pin Switched Socket	White	E8315_6_WE	1,293	8	
	Wine Gold	E8315_6_WG	1,675	8	
	Dark Grey	E8315_6_DG	1,644	1	
	Metal Gold Hairline	E8315_6_GH	1,644	8	
	Light Wood	E8315_6_LW	1,675	8	
	Dark Wood	E8315_6_WD	1,644	8	
6/16A Switched Socket	White	E8315_16_WE	1,623	8	
	Wine Gold	E8315_16_WG	2,064	8	
	Dark Grey	E8315_16_DG	2,064	1	
	Metal Gold Hairline	E8315_16_GH	2,103	8	
	Light Wood	E8315_16_LW	2,103	8	
	Dark Wood	E8315_16_WD	2,064	8	
Fan Regulators					
5 Steps 360 Deg Fan Regulator	White	E8331FR350_WE_G8	3,081	1	
	Wine Gold	E8331FR350_WG_G8	4,061	1	
	Dark Grey	E8331FR350_DG_G8	4,061	1	
	Metal Gold Hairline	E8331FR350_GH_G8	4,061	1	
	Light Wood	E8331FR350_LW_G8	4,137	1	
	Dark Wood	E8331FR350_WD_G8	4,061	1	
Switch & Socket Covers (Additional)					
1 Gang Switch Cover	White	E8331_WE	173	1	
	Wine Gold	E8331_WG	479	1	
	Dark Grey	E8331_DG	457	1	
	Metal Gold Hairline	E8331_GH	479	1	
	Dark Wood	E8331_WD	479	1	
1 Gang Switch Cover with Keyholder	White	E8331KH_WE	380	1	
	2 Gang Switch Cover	White	E8332_WE	261	1
		Wine Gold	E8332_WG	654	1
		Dark Grey	E8332_DG	562	1
		Metal Gold Hairline	E8332_GH	654	1
		Light Wood	E8332_LW	624	1
Dark Wood	E8332_WD	654	1		
3 Gang Switch Cover	White	E8333_WE	404	1	
	Wine Gold	E8333_WG	961	1	
	Dark Grey	E8333_DG	825	1	
	Metal Gold Hairline	E8333_GH	961	1	
	Light Wood	E8333_LW	917	1	

Please contact Customer Care Center for Stockable and Non stockable status of references.

NORMAL STOCK ITEMS

W.E.F. January 17th, 2024

AvatarOn - It's also a Switch



E8334_WE



E8334_WD



E8315C_6_WE



E8315C_6_WD



E8315C_16_WE



E8315C_16_WD



E8332USB_WE_G8



E8332USB_WD_G8



E8331_26_WE



E8332ACQUSB_WE



E8331_36_WE



E8331_46_WE



E8330TX_WE

Product Description	Color	Product Ref. No.	Unit MRP [₹]	Pack
4G Switch Cover	White	E8334_WE	632	1
	Wine Gold	E8334_WG	1179	1
	Dark Grey	E8334_DG	1126	1
	Metal Gold Hairline	E8334_GH	1310	1
	Light Wood	E8334_LW	1252	1
	Dark Wood	E8334_WD	1179	1
6A 2/3 Pin Switched Socket Cover	White	E8315C_6_WE	463	12
	Wine Gold	E8315C_6_WG	786	12
	Dark Grey	E8315C_6_DG	786	1
	Metal Gold Hairline	E8315C_6_GH	786	12
	Light Wood	E8315C_6_LW	874	12
	Dark Wood	E8315C_6_WD	786	12
6/16A Switched Socket Cover	White	E8315C_16_WE	500	12
	Wine Gold	E8315C_16_WG	821	12
	Dark Grey	E8315C_16_DG	821	1
	Metal Gold Hairline	E8315C_16_GH	912	12
	Light Wood	E8315C_16_LW	871	12
	Dark Wood	E8315C_16_WD	912	12
USB Chargers				
2 x 2.1A USB Charger with Mobile Holder (2.1A with 2 outputs used simultaneously)	White	E8332USB_WE_G8	7,726	1
	Wine Gold	E8332USB_WG_G8	11,589	1
	Dark Grey	E8332USB_DG_G8	11,589	1
	Metal Gold Hairline	E8332USB_GH_G8	11,589	1
	Light Wood	E8332USB_LW_G8	12,877	1
	Dark Wood	E8332USB_WD_G8	11,589	1
21W Type A+C, PD+QC3.0 USB Charger	Metal Gold Hairline	E8332ACQUSB_GH	7,065	-
	Light Wood	E8332ACQUSB_LW	7,065	-
	Dark Wood	E8332ACQUSB_WD	7,065	-
	White	E8332ACQUSB_WE	5,711	-
	Wine Gold	E8332ACQUSB_WG	7,065	-
Blasket/Frame (to ensure alignment of switches on 2/3/4 Gang metal box)				
2 Gang Blasket/Frame	White	E8331_26_WE	286	1
	Wine Gold	E8331_26_WG	375	1
	Dark Grey	E8331_26_DG	357	1
3 Gang Blasket/Frame	White	E8331_36_WE	315	1
	Wine Gold	E8331_36_WG	441	1
	Dark Grey	E8331_36_DG	421	1
4 Gang Blasket/ Frame	White	E8331_46_WE	336	1
	Wine Gold	E8331_46_WG	473	1
	Dark Grey	E8331_46_DG	451	1
Blank Plates				
1 Gang Blank Plate	White	E8330X_WE	395	1
	Wine Gold	E8330X_WG	594	1
	Dark Grey	E8330X_DG	594	1
	Metal Gold Hairline	E8330X_GH	622	1
	Dark Wood	E8330X_WD	622	1
2 Gang Blank Plate	White	E8330TX_WE	552	10
	Wine Gold	E8330TX_WG	858	10
	Dark Grey	E8330TX_DG	858	1
	Metal Gold Hairline	E8330TX_GH	858	10
	Dark Wood	E8330TX_WD	953	10

Please contact Customer Care Center for Stockable and Non stockable status of references.

NORMAL STOCK ITEMS

W.E.F. January 17th, 2024

AvatarOn - It's also a Switch



E8331BPDMW_ WE_G8



E8331BPDMW_ WD_G8



E8331KPB_WE



E8332C_WE_G8



E8332C_WD_G8



E83T727V_WE



E83T727V_WD



E8330FSG_WD



E8331RJS4_WE



E8331RJS4_WD

Product Description	Color	Product Ref. No.	Unit MRP ₹	Pack
Hotel Series				
DND, PCU, PW Indicator with Bell Switch (Do Not Disturb, Please Clean Up, Please Wait)	White	E8331BPDMW_WE_G8	5626	1
	Wine Gold	E8331BPDMW_WG_G8	8438	10
	Dark Grey	E8331BPDMW_DG_G8	8438	1
	Dark Wood	E8331BPDMW_WD_G8	8438	10
16AX 3 Gang Switch with PCU, DND, PW Sym (Do Not Disturb, Please Clean Up, Please Wait)	White	E8333DMWS_WE_G8	5354	1
	Wine Gold	E8333DMWS_WG_G8	7812	10
	Dark Grey	E8333DMWS_DG_G8	8184	1
	Dark Wood	E8333DMWS_WD_G8	8336	10
250V 16A Electronic Keycard Switch	White	E8331EKT_WE	9828	1
	Wine Gold	E8331EKT_WG	14743	1
	Dark Grey	E8331EKT_DG	14742	1
	Metal Gold Hairline	E8331EKT_GH	14742	8
	Dark Wood	E8331EKT_WD	15444	1
Panic Button with Key Reset	White	E8331KPB_WE	1699	1
	Wine Gold	E8331KPB_WG	2496	1
	Dark Grey	E8331KPB_DG	2145	1
10A 2 Gang Mechanical Curtain Switch	White	E8332C_WE_G8	1166	1
	Wine Gold	E8332C_WG_G8	1749	10
	Dark Grey	E8332C_DG_G8	1749	1
	Metal Gold Hairline	E8332C_GH_G8	1749	10
	Light Wood	E8332C_LW_G8	1855	10
	Dark Wood	E8332C_WD_G8	1749	10
115/240V 20VA Universal Version Shaver	White	E83T727V_WE	5454	1
	Wine Gold	E83T727V_WG	8835	1
	Dark Grey	E83T727V_DG	9257	1
	Metal Gold Hairline	E83T727V_GH	9257	1
Dark Wood	E83T727V_WD	9697	1	
Connection Units				
13A 250V 1 Gang Fused Connection Unit	Dark Wood	E8330FSG_WD	1647	10
13A 250V 1 Gang Fused Connection with DP Switch and Neon	Wine Gold	E8331DFSGN_WG	4797	10
	Dark Wood	E8331DFSGN_WD	4886	10
25A 250V 1 Gang Connection Unit	Metal Gold Hairline	E8331TB_GH	2131	10
Telecom, Network, Connectivity & Media Series				
1 Gang Telephone Socket, Shuttered Wallplate	White	E8331RJS4_WE	858	1
	Wine Gold	E8331RJS4_WG	1430	1
	Dark Grey	E8331RJS4_DG	1430	1
	Metal Gold Hairline	E8331RJS4_GH	1430	1
	Light Wood	E8331RJS4_LW	1589	10
	Dark Wood	E8331RJS4_WD	1430	1

Please contact Customer Care Center for Stockable and Non stockable status of references.

NORMAL STOCK ITEMS

W.E.F. January 17th, 2024

AvatarOn - It's also a Switch



E8332RJS4_WE



E8331RJS5_WE



E8332RJS5_WE



E8331RJS6_WE



E8332RJS6_WE



E8331TV_WE



E8331TVSF_WE



E8332TDRJS5_WE



E8332TVRJS5_WE



E8332HDUSB_WE



E8332HDRJS5_WE



E8332HDHD_WE



E8331VC_WE



E8331RJS_WE



E8332RJS_WE

Product Description	Color	Product Ref. No.	Unit MRP ₹	Pack
2G Tel Socket, Shuttered Wallplate	White	E8332RJS4_WE	2,105	1
	Wine Gold	E8332RJS4_WG	3,160	1
	Dark Grey	E8332RJS4_DG	3,016	1
1 Gang RJ45 Data Cat5E, Shuttered	White	E8331RJS5_WE	1,341	1
	Wine Gold	E8331RJS5_WG	2,339	1
	Dark Grey	E8331RJS5_DG	2,232	1
	Metal Gold Hairline	E8331RJS5_GH	2,232	1
	Light Wood	E8331RJS5_LW	2,480	1
	Dark Wood	E8331RJS5_WD	2,339	1
2 Gang RJ45 Data Cat5E, Shuttered	White	E8332RJS5_WE	2,451	1
	Wine Gold	E8332RJS5_WG	4,088	1
	Dark Grey	E8332RJS5_DG	3,902	1
	Metal Gold Hairline	E8332RJS5_GH	3,902	10
	Dark Wood	E8332RJS5_WD	4,088	1
	White	E8331RJS6_WE	1,602	1
1 Gang RJ45 Data Cat6, Shuttered	Wine Gold	E8331RJS6_WG	2,402	1
	Dark Grey	E8331RJS6_DG	2,402	1
	White	E8332RJS6_WE	3,002	1
2 Gang RJ45 Data Cat6, Shuttered	Wine Gold	E8332RJS6_WG	4,504	1
	Dark Grey	E8332RJS6_DG	4,504	1
	White	E8331TV_WE	676	1
	Wine Gold	E8331TV_WG	1,126	1
	Dark Grey	E8331TV_DG	1,126	1
	Metal Gold Hairline	E8331TV_GH	1,126	10
1 Gang TV Socket, 75Ω, Through-Connect	Light Wood	E8331TV_LD	1,193	10
	Dark Wood	E8331TV_WD	1,126	1
	White	E8331TVSF_WE	747	10
	Wine Gold	E8331TVSF_WG	1,252	0
	Dark Grey	E8331TVSF_DG	1,193	1
1 Gang TV Socket, Slave 5-1000	White	E8332TDRJS5_WE	2,105	1
	Wine Gold	E8332TDRJS5_WG	3,509	1
	Dark Grey	E8332TDRJS5_DG	3,350	1
	Metal Gold Hairline	E8332TDRJS5_GH	3,350	1
	Dark Wood	E8332TDRJS5_WD	3,509	1
1 Gang TV+ RJ45 Data Cat5E, Shuttered	White	E8332TVRJS5_WE	2,610	1
	Wine Gold	E8332TVRJS5_WG	4,356	1
	Dark Grey	E8332TVRJS5_DG	4,157	1
	Metal Gold Hairline	E8332TVRJS5_GH	4,157	1
	Dark Wood	E8332TVRJS5_WD	4,840	1
	White	E8332TVRJS6_WE	2,610	1
1 Gang TV+ RJ45 Data Cat6, Shuttered	Wine Gold	E8332TVRJS6_WG	4,356	1
	Dark Grey	E8332TVRJS6_DG	4,157	1
	White	E8332HDUSB_WE	5,563	1
	Wine Gold	E8332HDUSB_WG	9,271	8
	Dark Grey	E8332HDUSB_DG	8,848	1
	White	E8332HDRJS5_WE	3,762	1
HDMI + USB Socket	Wine Gold	E8332HDRJS5_WG	5,641	1
	Dark Grey	E8332HDRJS5_DG	5,077	1
	White	E8332HDHD_WE	3,051	1
HDMI + RJ45 Data Cat5E, Shuttered	Wine Gold	E8332HDHD_WG	5,085	8
	Dark Grey	E8332HDHD_DG	5,085	1
	White	E8331VC_WE	2,428	1
2 Gang HDMI+HDMI, Keystone on Wallplate	Wine Gold	E8331VC_WG	3,642	10
	Dark Grey	E8331VC_DG	3,642	1
	White	E8331RJS_WE	634	10
Volume Control, 5W, 8Ohm	Wine Gold	E8331RJS_WG	951	10
	Dark Grey	E8331RJS_DG	951	1
	White	E8332RJS_WE	1,191	10
1 Gang S Keystone Wallplate (w/o Mod)	Wine Gold	E8332RJS_WG	1,786	10
	Dark Grey	E8332RJS_DG	1,786	1
	White	E8332RJS_WE	1,191	10
2 Gang S Keystone Wallplate (w/o Mod)	Wine Gold	E8332RJS_WG	1,786	10
	Dark Grey	E8332RJS_DG	1,786	1
	White	E8332RJS_WE	1,191	10

Please contact Customer Care Center for Stockable and Non stockable status of references.

NORMAL STOCK ITEMS

W.E.F. January 17th, 2024

Kavacha - Weather Protected Series



CSW110-GY-EX



A3031WBP_WE

- Pleasing looks with **IP56 protection**
- Large press switch
- Co-moulded sealing with no risk of gasket damage
- Chemical resistant & UV stabilised

Description	Reference	Unit MRP ₹	Pack
Kavacha IP56 Surface Mount Switches			
Switches with Looping Terminal			
10A 1 Gang 2 Way Switch	CSW110-GY-EX	3,897	1
10A 1 Gang 2 Way Bell Press Return Switch	CSW110BPR-GY-EX	4,319	1
Double Pole Switches			
20A 1 Gang Double Pole Switch	CSW220-GY-EX	5855	1
Kavacha Heavy Duty Isolator Switches			
35A Triple Pole	WHT35-GY-EX	8,390	1
63A Triple Pole	WHT63-GY-EX	10,806	1
Kavacha IP56 Surface Mount Combined Switched Socket Outlets			
Combination Switch Socket Outlets			
16A Single Pole Switched Socket Outlet	CSC316RP_GY	4796	1
Kavacha IP56 Surface Mount Socket Outlets			
16A Socket Outlet	CSO316RP-GY-EX	3080	1
Kavacha Full-Time Weatherproof Cover			
Full-Time Weatherproof Single Gang Socket Cover (Transparent) IP55	E223R_TR	1115	1
Weatherproof Bell Press Grey	A3031WBP_GY	1687	1
Weatherproof Bell Press White	A3031WBP_WE	1474	1

Please contact Customer Care Center for Stockable and Non stockable status of references.

NORMAL STOCK ITEMS

W.E.F. January 17th, 2024

Metal Boxes



- **Weld free design** to minimize corrosion and rusting without compromising on strength
- Mounting clip and earth pin designed for **easier installation** and to **avoid loss during transportation**
- Removable side plates and optimized knock outs and for **easier wiring**
- Completely tested & validated as per **IS 14772**

Description	Reference	Unit MRP ₹	Pack
Metal Boxes for Indian Format Ranges (Livia, Opale Clipsal X, Unica Pure & ZENcelo India) NEW			
0.8 mm thickness			
Metal Box 1 & 2 modules	ME0102	108	20
Metal Box 3 modules	ME0103	139	20
Metal Box 4 modules	ME0104	161	20
1 mm thickness			
Metal Box 1 & 2 modules	MR1102	119	20
Metal Box 3 modules	MR1103	158	20
Metal Box 4 modules	MR1104	182	20
Metal Box 6 modules	MR1106	247	10
Metal Box 8 modules - Horizontal	MR1108	320	10
Metal Box 8 modules - Square	MR1109	320	10
Metal Box 12 module	MR1112	412	5
Metal Box 18 modules	MR1118	488	5

Description	Reference	Unit MRP ₹	Pack
Metal Boxes for BS Format Ranges (AvatarON,ZENcelo BS, NEO, ULTI) - New & Improved Design NEW			
Use Bracket/Frame to ensure alignment of switches on 2/3/4 Gang Metal Box (refer to Avataron section for references)			
1 mm thickness			
2 GANG GI Metal Boxes	MM1102	300	20
3 GANG GI Metal Boxes	MM1103	425	20
4 GANG GI Metal Boxes	MM1104	550	20

- Special Metal Box with Gang Partition to accommodate BS format ranges
- Single Metal Box can accommodate up to 4 units
- Number of Gangs for Metal Box = Number of units that it can accommodate (Eg. 3 GANG Metal Box can accommodate up to 3 BS format Units)

Please contact Customer Care Center for Stockable and Non stockable status of references.

✔ NORMAL STOCK ITEMS

W.E.F. January 17th, 2024

MAKE YOUR HOME SMART WITH OUR WISER - SMART HOMES OFFERING

EASY OPERATION | EASY MAINTENANCE | EASY CONTROL | POCKET FRIENDLY



Retrofittable Solution Without any Change in Wiring Infrastructure of the Switches



IoT Technology for & Secure Aspirational Lifestyle Through Automation



Personalized at-Home Experience with the Luxury to Schedule your Appliances for Convenience

Once there were smart homes, now there are Wiser

Wiser smart home technology revolve around human emotions adding new dimensions to being stylish, aspirational & eco-friendly. Wiser interlinks electrical, multimedia, and telecommunication systems of the house into a single world empowering you to track, control and access your home anytime from anywhere.



Seamless Wifi Interlinking to all Devices of any Brand & Make



Voice- Enabled & Intuitive App Interface for an Hassle Free User Experience



Control & Access Your Home From Anywhere Through Secured Connection



Manage your Energy Consumption to Save on your Bills & Contribute to Sustainability

SE Ref.	Description of reference	Unit MRP [₹]
Wiser 4 Channel Automation Relay	IH14000100	20,000
Wiser Automation Gateway	IH101ZWIFI	38,980
2 Channel Dimmer Controller	IH12000020	20,000
Wiser 1 Channel Analog Dimmer + 1 Channel Direct dimmer Controller	IH12001010	20,000
Wiser Curtain Controller	IH11000200	20,000
Fan Speed Controller	IH1200010F	20,000
Smart Doorbell	IH100WFVDP	35,000
IR Controller	IH101ZW2IR	20,000

Please contact Customer Care Center for Stockable and Non stockable status of references.

NORMAL STOCK ITEMS

W.E.F. January 17th, 2024

Surface and Flush Mount Occupancy Sensors



PIR, Ultrasonic Sensors & High Frequency sensor suitable for both Surface & Flush Mount

Description	Reference	Unit MRP [₹]
Surface Mount Single-Load 360 degrees PIR	CSS54E_WE	3,864
Flush/Surface Mount Single-Load 360 degrees PIR	SAE-UE-MS-CSAWE	4,660
ARGUS Presence Dual-Tech PIR & Ultrasonic Sensor - 1ch	CCT551011	18,575
ARGUS Presence Dual-Tech - 2ch	CCT551012	16,469
ARGUS IR Remote Controller Dual-Tech	CCT556011	18,320
ARGUS Presence High Frequency High Bay Sensor - 2ch	CCT551023	18,023
ARGUS IR Remote Controller HF	CCT556023	16,794
ARGUS Presence Wide Sense - 2ch	CCT551003	15,260
INFRASCAN OUTDOOR 3WIRE 10A	750WPR-GY	19,647
INFRASCAN INDOOR 3WIRE 10A	751R-WE	12,727
INFRASCAN 360DEGREE 3WIRE	753R-WE	11,901



PIR Flush Mount Sensors

Description	Reference	Unit MRP [₹]
ARGUS Standard min 360° False ceiling indoor movement detector	CCT570005	5,453
ARGUS Standard 360° False ceiling indoor movement detector - 2ch	CCT570003	8,007
Flush Mount Dual load 360 degrees standalone sensor	SAE-UE-MS-CDBWE	9,298



Dimmable Sensors with Light Regulation

0-10V Analogue & Dali Dimmable Sensor

Description	Reference	Unit MRP [₹]
Flush/Surface Mount Dual Load 360° PIR, 0-10V Analogue Dimmable Sensor with remote	SAE-UE-MS-CDDWE	13,298
ARGUS Presence DALI 230V - 2 zones	CCT552006	19,237
ARGUS Presence DALI 230V - Slave	CCT555006	15,477
ARGUS IR Remote Controller DALI	CCT556006	19,238
ARGUS Presence Master with IR, DALI	MTN5510-1519	21,075

Please contact Customer Care Center for Stockable and Non stockable status of references.

NORMAL STOCK ITEMS

W.E.F. January 17th, 2024

Wall Mount Sensors



BS Standard & Outdoor IP55 Sensor

Description	Reference	Unit MRP [₹]
Neo C-Metro 200 degrees wall mount sensor, grey colour	E3751MS3C_GS	7,255
Zencelo 110 degrees wall mount sensor, white colour	E84751MS3B_WE	6,058
Zencelo 90 degrees wall mount sensor, white colour	E84751MS3A_WE	6,058
Argus 110 Electronic outdoor movement detector, angle of detection 110 degrees, max. range 12 mtrs, IP55 protection	MTN565119	8,029
Argus 220 Electronic movement detector for outdoor ceiling mounting angle of detection 220 degrees, max. range 12 mtrs, IP55 protection	MTN565219	12,388

Hotel - ELV Dual Motion Sensor

Description	Reference	Unit MRP [₹]
ELV DUAL TECH MOTION SENSOR	SAE_UE_MS_CULV_WE	13,114

Please contact Customer Care Center for Stockable and Non stockable status of references.

NORMAL STOCK ITEMS

W.E.F. January 17th, 2024

Timers & Time Switches

Analog Time Switches



- 24H, 7D Programmable switch Voltage Rating: 230V AC +10%, -15%
- Memory: Upto 56 Switching Operations
- Back up of program: Operating reserve for 100, 200 Hours
- Overall dimensions: 5 modules
- Minimum time between two switching operations: 15, 30 min
- Accuracy: $\leq \pm 1$ s/day at +20°C

Description	Module Width 18mm/module	Reference	Unit MRP [₹]
IH 24H 16 A 15 mts interval 1 channel	1	15336	5694
IH 24H 16 A 30 mts interval 1 channel	1	CCT15365	6211
IH 7 day 16 A 1 channel- Max 21 On and 21 Off cycles	3	CCT15367	8891
IH 24H 16 A 30 mts 1 channel without reserve	3	CCT16364	5045

Digital Time Switches



- 7D, 24H Programmable switch .Voltage Rating: 230V AC +10%, -15%
- Consumption: 1 channel - max. 4VA; 2 channels - max. 7VA
- Memory: Upto 56 Switching Operations
- Back up of program & time by lithium battery: Operating reserve: 6 Years
- Overall dimensions: 5 modules
- Cable length: 100m
- Minimum time between two switching operations: 1 min

Description	Module Width 18mm/module	Reference	Unit MRP [₹]
IHP 1C w (24h/7d) programmable time switch	2.5	CCT15441	12239
IHP+ 1C (24h/7d) SMARTw programmable time switch	2.5	CCT15551	15099
IHP 2C w (24h/7d) programmable time switch	2.5	CCT15443	15788
IHP DCF (24h/7d) SMART programmable time switch	2.5	CCT15858	24853
IHP+ 2C (24h/7d) SMARTw programmable time switch	2.5	CCT15553	17468

Timers



- Switching capacity 16 A, max
- Delay range from 30 sec to 20 min
- Capacity for lighted pushbutton 150 mA
- Electric distribution busbar compatibility
- Output power capacity CCT15232-2300W
- Output power capacity CCT15223-3600W

Description	Module Width 18mm/module	Reference	Unit MRP [₹]
MINs - electronic timer - 0.5 to 20 min	1	CCT15232	6913
MINs - electronic timer - 0.5 to 20 min with switch Off Warning	1	CCT15233	8878
MINs - electronic timer - 0.5 to 20 min with switch Off Warning and Impulse relay function	1	CCT15234	8345

Please contact Customer Care Center for Stockable and Non stockable status of references.

NORMAL STOCK ITEMS

W.E.F. January 17th, 2024

Timers & Time Switches

Twilight switch



- Includes wall mounted cell
- Adjustable brightness threshold 2 to 2000 Lux
- 2 LEDs to signal the sensor status and the output status
- Test button: To check the product and load cabling
- Switching capacity: 16Amp
- Screwless Terminals compatible with rigid and flexible wires
- Consumption 6 VA
- Size 45mm

Description	Module Width 18mm/module	Reference	Unit MRP [₹]
IC2000 outdoor (2 - 2000 lux) twilight switch	1	CCT15369	14581
Analogue indoor light sensor cell	-	CCT15262	7195
Wall mounted Analogue outdoor light sensor cell	-	CCT15263	11152
IC100 (2 - 100 lux) twilight switch	1	CCT15482	12266
IC2000 indoor (2 - 2000 lux) twilight switch	1	CCT15285	10931
IC2000p+ (2 - 2000 lux) programmable twilight switch	2.5	CCT15483	25336
IC100kp+ 1C (1 - 99000 lux) SMART programmable twilight switch	2.5	CCT15494	30643
IC100kp+ 2C (1 - 99000 lux) SMART programmable twilight switch	2.5	CCT15495	37724
IC Astro 2C SMART programmable twilight switch	2.5	CCT15245	26484
IC Astro 1C SMART programmable twilight switch	2.5	CCT15225	22285

Time switch accessories

Description	Module Width 18mm/module	Reference	Unit MRP [₹]
Programming kit for IHP / IC	1	CCT15860	11657

Thermostat

Description	Module Width 18mm/module	Reference	Unit MRP [₹]
THP1+ 1C (24h/7d) programmable thermostat	2.5	CCT15834	26516

Please contact Customer Care Center for Stockable and Non stockable status of references.

NORMAL STOCK ITEMS

W.E.F. January 17th, 2024

Life Is On

Schneider
Electric

Schneider Electric India Pvt. Ltd.

Corporate Office: 9th Floor, DLF Building No. 10, Tower C, DLF Cyber City, Phase II, Gurugram 122002 Haryana
Tel.: ++91 124 6899000 Fax: ++91 124 4222036/037

Ahmedabad

Schneider Electric India (P) Ltd.
1506-1507, 15th Floor Shapth-5
Opp.Karnavati Club, SG Highway,
Ahmedabad, Gujarat - 380015
Tel.: 079-66826701

Bengaluru

Schneider Electric India (P) Ltd.
No. 3/1, JP Techno Park
Mezzanine Floor, Millers Tank Bund
Road, Vasanth Nagar
Bengaluru - 560052
Tel.: 080-71481351

Bhubaneswar

Schneider Electric India (P) Ltd.
Workloop Co-Working in the property
Office No. 316, Esplanade One Mall
Rasulgarh, Bhubaneswar - 751010

Chennai

Schneider Electric India (P) Ltd.
No: 29, 2nd Floor,
Bannari Amman Towers, B-Block
Dr. Radhakrishnan Road, Mylapore
Chennai - 600 004
Tel.:044-71912000

Cochin

Schneider Electric India (P) Ltd.
Alapatt Properties Private Limited
(Trade Name : Centre A)
Main Door Number : 66/4971
(Old Door Number: 40/6584-H)
7th Floor Alapatt Heritage Building
MG Road Kochi - 682035

Coimbatore

Schneider Electric India (P) Ltd.
Hanudev Info Tech Park, 6th Floor
Unit No. Block-C, SF No. 558/2
Udalyampalayam Road, Nava India
Coimbatore - 641028

Hyderabad

Schneider Electric India (P) Ltd.
D.No. 1-8-271, # 401, Ashoka
Bhoopal Chambers, SP Road
Secunderabad - 500003
Tel.: 040-67219500

Indore

Schneider Electric India (P) Ltd.
219, Dhan Trident Building
Vijay Nagar, A.B.Road
Indore - 452001

Jaipur

Schneider Electric India (P) Ltd.
Jaipur Business Centre 309
3rd Floor, Sangam Tower 190
Church Road, Jaipur - 302001
Tel.: 0141-2374810

Kolkata

Schneider Electric (I)Pvt.Ltd,
BP-4, Sector-V, Technopolis
3rd Floor, Salt Lake City
Kolkata - 700 091
Tel.: 033-66576400

Lucknow

Schneider Electric India (P) Ltd.
Summit, Plot No. TCG 3/3
6th Floor, 604A/B/C, Vibhuti Khand
Gomti Nagar, Lucknow
Uttar Pradesh - 226010
Tel.: 0522-3500334

Ludhiana

Schneider Electric India (P) Ltd.
SCO 23, 2nd Floor,
Chandigarh Road, Sector 32
Ludhiana, Punjab -141010
Tel.: 0161- 5203011

Mohali

Schneider Electric India (P) Ltd.
2nd Floor, Tower-A
Bestech Business Tower
Mega Information & Technology Park
Industrial Plot No.1, Phase IX
(Expansion), Mohali - 160059
Tel.: 0172-7198200

Mumbai

Schneider Electric India (P)(Ltd)
Marwah House, 2nd Floor
Krishanlal Marwah Marg
Andheri (East), Mumbai - 400072
Tel.: 022-62280000

Nagpur

Schneider Electric India (P) Ltd.
6, Vasant Vihar Complex
W.H.C Road, Shankar Nagar
Nagpur - 440010
Tel.: 0712-2558581

Nashik

Schneider Electric India (P) Ltd.
401, 4th Floor, Rishi Raj Towers
Jehan Circle, Gangapur Road
Nashik - 422013
Tel.: 0253-2344333

New Delhi

Schneider Electric India (P) Ltd.
C-56, Mayapuri Industrial Area, Phase-2
New Delhi - 110064
Tel.: 011-61317400

Pune

Schneider Electric India (P) Ltd.
Amar Caliber, CTS No 911, BMCC Road,
OFF FC. Road, Deccan Gymkhana,
Shivaji Nagar, Pune - 411007
Tel.: 020-67492500

Vadodara

Schneider Electric India (P) Ltd.
Notus IT Park, 10th Floor, Block-D
Sarabhai Campus, Vadiwadi
Vadodara, Gujarat - 390017

Vishakhapatnam

Schneider Electric India (P) Ltd.
D.N.10-1-43, 1st Floor
Ratnam's Business Centre,
Siripuram Fort, C.B.M.Compound
Visakhapatnam - 530016
Tel.: 0891-6675500

Customer Care Centre

Monday-Saturday, 9 a.m. to 8 p.m.

Toll-free numbers: 1800 419 4272, 1800 103 0011

Email: customer-care.in@schneider-electric.com

For more information, visit our website at: www.se.com/in

- All Prices are in Indian Rupees.
- Prices are subject to change without prior notice.
- Product evolution is a continuous process and Schneider Electric reserves the right to modify/withdraw any product at any time without prior notice.
- Prices charged will be as prevailing on the date of dispatch.
- Invoice Amount = (MRP – less Applicable discount) + Applicable GST %
- Tax incidence on invoices is basis applicable GST rates.
- Invoice amount not to exceed MRP.
- Product pictures shown are for illustration purpose only, actual product may vary.

Distributor



 PriceList

Switching and Controlling Products

With effect from January 17th, 2024



se.com/in

EasyPact TVS

- > EasyPact TVS Power Contactors (3 Pole) 07
- > EasyPact TVS Power Contactors (4 Pole) 08
- > EasyPact TVS Contactor Accessories..... 09
- > EasyPact TVS Thermal Overload Relay..... 10
- > EasyPact TVS Circuit Breaker for Motor Protection..... 11

TeSys Control

- > TeSys K Control Relays 17
- > TeSys K Power Contactors 17
- > TeSys K Accessories..... 18
- > TeSys Capacitor Duty Contactor 19
- > TeSys Deca Control Relays 20
- > TeSys Deca Power Contactors (3 Pole)..... 20
- > TeSys Deca Power Contactors (4 Pole)..... 21
- > TeSys Deca Green Electronic Coil Contactor 23
- > TeSys Deca Accessories..... 24
- > TeSys Giga Power Contactors..... 31
- > TeSys Giga Accessories 32
- > TeSys H – Hybrid Starter 34

TeSys Protect

- > TeSys Overload Relay 37
- > Electronic Over Current Relay..... 39

TeSys Power

- > TeSys Motor Circuit Breakers 42
- > Circuit Breakers for Motor Protection Accessories 43

TeSys Switches

- > TeSys Switches..... 46

TeSys Active

- > TeSys Island 48
- > TeSys U 50
- > TeSys T - iMCC Relays 52

Selection Table

- > Type 2 Co-ordination Charts54 to 57
- > Type 2 Co-ordination chart with TeSys Giga range.....58 to 61
- > Type 2 Recommended Selection Charts62 to 68



EasyPact TVS

Motor starter solutions from
6A to 630A



<https://www.se.com>

Life Is On


Schneider
Electric

EasyPact TVS

The Easy choice for simplicity and flexibility

- 3 Pole and 4 Pole Power Contactor
- Control Relays
- Thermal Overload Relay
- Circuit Breaker for Motor Protection
- Accessories

A2L certified
upto 50A
for HVAC
applications



EasyPact TVS

Power Contactors LC1E (3 Pole AC Control)



- Conformance to IEC 60947-4-1, CE Marking
- Current Rating: 6A to 630A, AC-3 Rating
- Type 2 RSC available with Fuse, MPCB and MCCB

Frame	[Ie] Rated Operational Current		Motor Power at 415V, 3Ph, 50Hz		Auxiliary Contacts		Reference	Unit MRP [₹]	
	AC-1	AC-3	HP	kW	NO	NC		M7 (220V)	N5 (415V)
FRAME-1	20 A	6 A	3	2.2	-	1	LC1E0601* <input checked="" type="checkbox"/>	1355	1600
	20 A	6 A	3	2.2	1	-	LC1E0610* <input checked="" type="checkbox"/>	1355	-
	25 A	9 A	5.5	4	-	1	LC1E0901* <input checked="" type="checkbox"/>	1390	1390
	25 A	9 A	5.5	4	1	-	LC1E0910* <input checked="" type="checkbox"/>	1390	1390
	25 A	12 A	7.5	5.5	-	1	LC1E1201* <input checked="" type="checkbox"/>	1585	1585
	25 A	12 A	7.5	5.5	1	-	LC1E1210* <input checked="" type="checkbox"/>	1585	1585
	32 A	18 A	12	9	-	1	LC1E1801* <input checked="" type="checkbox"/>	1830	1830
	32 A	18 A	12	9	1	-	LC1E1810* <input checked="" type="checkbox"/>	1830	1830
	36 A	25 A	15	11	-	1	LC1E2501* <input checked="" type="checkbox"/>	2495	2950
	36 A	25 A	15	11	1	-	LC1E2510* <input checked="" type="checkbox"/>	2495	2495
FRAME-2	50 A	32 A	20	15	-	1	LC1E3201* <input checked="" type="checkbox"/>	5225	6180
	50 A	32 A	20	15	1	-	LC1E3210* <input checked="" type="checkbox"/>	5225	5225
	50 A	38 A	25	18.5	-	1	LC1E3801* <input checked="" type="checkbox"/>	6175	7300
	50 A	38 A	25	18.5	1	-	LC1E3810* <input checked="" type="checkbox"/>	6175	6175
	50 A	40 A	29	22	-	1	LC1E40B01* <input checked="" type="checkbox"/>	6585	-
	50 A	40 A	29	22	1	-	LC1E40B10* <input checked="" type="checkbox"/>	6585	-
FRAME-3	60 A	40 A	29	22	1	1	LC1E40* <input checked="" type="checkbox"/>	8180	8180
	70 A	50 A	34	25/30	1	1	LC1E50* <input checked="" type="checkbox"/>	9950	9950
	80 A	65 A	50	37	1	1	LC1E65* <input checked="" type="checkbox"/>	13480	13480
FRAME-4	110 A	80 A	60	45	1	1	LC1E80* <input checked="" type="checkbox"/>	17530	17530
	120 A	95 A	60	45	1	1	LC1E95* <input checked="" type="checkbox"/>	21010	21010

Frame	[Ie] Rated Operational Current		Motor Power at 415V, 3Ph, 50Hz		Auxiliary Contacts		Reference	Unit MRP [₹]			
	AC-1	AC-3	HP	kW	NO	NC		M7 (220V)	N5 (415)	M5 (220V)	N7 (415)
FRAME-5	150 A	120 A	75	55	1	1	LC1E120*	-	25030	25030	-
	200 A	160 A	120	90	1	1	LC1E160*	-	33050	33050	-
FRAME-6	250 A	200 A	150	110	-	-	LC1E200*	-	45490	45490	-
	300 A	250 A	175	132	-	-	LC1E250*	-	70850	59945	-
FRAME-7	320 A	300 A	215	160	-	-	LC1E300*	-	73800	73800	-
	500 A	400 A	295	220	-	-	LC1E400*	92100	-	-	107810
FRAME-8	700 A	500 A	375	280	-	-	LC1E500*	129725	-	-	-
FRAME-9	1000 A	630 A	500	375	-	-	LC1E630*	182485	-	-	215590

For other coil voltage ratings contactors, please contact Customer Care.

* Reference to be completed by adding coil voltage code

For details on non standard references, technical parameters, accessories, compatibility, stockable and non stockable status please contact Customer Care

NORMAL STOCK ITEMS

W.E.F. January 17th, 2024

EasyPact TVS

Power Contactors - ETVS (4 Pole AC Control)



- Conformance to IEC 60947-4-1, CE Marking
- Current Rating: 20A to 125A, AC-1 rating
- Available in 4NO and 2NO+2NC Power Pole combination
- Wide Band Coil for all ratings in 220 & 415V AC

Frame	AC-1 Rating	Power Poles	Reference	F7 (110V)	M5WB (220V)	N5WB (415V)
FRAME-1	20	4NO	LC1E06004*IN	2055	1730	-
	25	4NO	LC1E09004*IN	2175	1835	2175
	32	4NO	LC1E12004*IN	-	1910	-
	40	4NO	LC1E18004*IN	2380	2380	2380
FRAME-2	50	4NO	LC1E25004*IN	-	3015	3015
	55	4NO	LC1E32004*IN	-	5090	-
	60	4NO	LC1E38004*IN	5955	5955	5955
FRAME-3	75	4NO	LC1E40004*IN	11230	9280	11230
	85	4NO	LC1E65004*IN	15190	12555	12555
FRAME-4	110	4NO	LC1E80004*IN	19240	15905	-
	125	4NO	LC1E95004*	-	17935	-

Frame	AC-1 Rating	Power Poles	Reference	F7 (110V)	M5WB (220V)	N5WB (415V)
FRAME-1	20	2NO + 2NC	LC1E06008*IN	-	2065	-
	25	2NO + 2NC	LC1E09008*IN	2225	2225	2225
	32	2NO + 2NC	LC1E12008*IN	2835	2380	-
	40	2NO + 2NC	LC1E18008*IN	2395	2395	-
FRAME-2	50	2NO + 2NC	LC1E25008*IN	4285	4285	5090
	60	2NO + 2NC	LC1E38008*IN	8420	8420	-
FRAME-3	75	2NO + 2NC	LC1E40008*IN	-	12475	15085
	85	2NO + 2NC	LC1E65008*IN	15595	15595	-
FRAME-4	110	2NO + 2NC	LC1E80008*IN	-	22145	-

For other coil voltage ratings contactors, please contact Customer Care.

* Reference to be completed by adding coil voltage code

Control Relays - CAE,

Conformance to IEC60947-5-1, CE Marking

Auxiliary Contacts			Reference				Unit MRP [₹]				
NO	NC	CAE40*	B5	F5	M5	N5	CAE31*	B5	F5	M5	N5
4	0	CAE40*	1725	1440	1440	1440	1725	1725	1440	1440	1725
3	1	CAE31*	1725	1440	1440	1440	1725	1440	1440	1440	1725
2	2	CAE22*	1725	1440	1440	1440	1725	1440	1440	1440	1725

* Reference to be completed by adding coil voltage code and recommended to check availability with Customer Care team

Spare Coil for Contactors

Contactor	Reference
4 Pole Contactors	
LC1E0600*.... LC1E1800*	LAEX1T**
LC1E2500*.... LC1E3800*	LAEX2T**
LC1E4000*....LC1E9500*	LAEX4T**
Control Contactors	
CAE*	LAEX12**

* Reference to be completed by adding coil voltage code and recommended to check availability with Customer Care team

For details on non standard references, technical parameters, accessories, compatibility, stockable and non stockable status please contact Customer Care

NORMAL STOCK ITEMS

W.E.F. January 17th, 2024

Accessories - For ETVS Contactors

Description	For Use with	Mounting	Contacts	Reference	Unit MRP [₹]
Auxiliary contact block	LC1E06..E630 & LC1E0600..E9500	FRONT	1NO+1NC	LAEN11 <input checked="" type="checkbox"/>	425
		FRONT	2NO	LAEN20 <input checked="" type="checkbox"/>	425
		FRONT	2NC	LAEN02 <input checked="" type="checkbox"/>	505
		FRONT	2NO+2NC	LAEN22 <input checked="" type="checkbox"/>	775
		FRONT	4NO	LAEN40 <input checked="" type="checkbox"/>	775
Star delta timer	LC1E25..E630			LAETSD <input checked="" type="checkbox"/>	3510

Description	For Use with	Coil Voltage	Reference	Unit MRP [₹]
Surge suppressor*	LC1E06...E95	24..48V AC	LAERCE	2320
	LC1E06...E95	110..240V AC	LAERCU	985

*For higher rating contactors, contact Customer Care

Description	For Use with	Reference	Unit MRP [₹]
Mechanical Interlock	LC1E06..E65 & LC1E0600*..E3800*	LAEM1	880
	LC1E80/E95 & LC1E4000*...LC1E9500*	LAEM4	2860
	LC1E120..E160	LAEM5	5335
	LC1E200/E250	LAEM6	5440

*Reference to be completed by adding coil voltage

3 Pole Accessories Compatibility

Contactor	Built in contacts	LAEN**	LAERC*	LAEM
LC1E06	1NO or 1NC	1	1	1
LC1E09				
LC1E12				
LC1E18				
LC1E25				
LC1E32				
LC1E38	1NO + 1NC	1	1	1
LC1E40B				
LC1E40				
LC1E50				
LC1E65				
LC1E80				
LC1E95	-	2	-	-
LC1E120				
LC1E160				
LC1E200				
LC1E250				
LC1E300				
LC1E400				
LC1E500				
LC1E630				

4 Pole Accessories Compatibility

Contactor	LAEN**	LAEM	LAERC*
LC1E06	1	1	1
LC1E09			
LC1E12			
LC1E18			
LC1E25			
LC1E32			
LC1E38			
LC1E40			
LC1E50			
LC1E65			
LC1E80			
LC1E95			

Control Relay Accessories Compatibility

Control Relay	LAEN*	LAERC
CAE	1 of LAEN11 or LAEN20 or LAEN02 or LAEN22	1

For details on non standard references, technical parameters, accessories, compatibility, stockable and non stockable status please contact Customer Care

NORMAL STOCK ITEMS

W.E.F. January 17th, 2024

EasyPact TVS

Thermal Overload Relay - ETVS



- Conformance to IEC 60947-4-1, CE Marking
- Range : 0.1A to 630A
- Tripping Class : 10A
- Direct & Independent mounting

Thermal Protection Adjustment Range	For Use with Contactor	Reference	Unit MRP [₹]
LRE			
0.25...0.4	E06...E38	LRE03	2285
0.4...0.63	E06...E38	LRE04	2285
0.63...1	E06...E38	LRE05 <input checked="" type="checkbox"/>	2285
1...1.6	E06...E38	LRE06 <input checked="" type="checkbox"/>	2285
1.6...2.5	E06...E38	LRE07 <input checked="" type="checkbox"/>	2285
2.5...4	E06...E38	LRE08 <input checked="" type="checkbox"/>	2285
4...6	E06...E38	LRE10 <input checked="" type="checkbox"/>	2285
5.5...8	E09...E38	LRE12 <input checked="" type="checkbox"/>	2285
7...10	E09...E38	LRE14 <input checked="" type="checkbox"/>	2285
9...13	E12...E38	LRE16 <input checked="" type="checkbox"/>	2285
12...18	E18...E38	LRE21 <input checked="" type="checkbox"/>	2530
16...24	E25...E38	LRE22 <input checked="" type="checkbox"/>	2925
23...32	E25...E38	LRE32 <input checked="" type="checkbox"/>	3910
30...38	E38	LRE35 <input checked="" type="checkbox"/>	4405
17...25	E40...E95	LRE322	4970
23...32	E40...E95	LRE353	4970
30...40	E40...E95	LRE355	4970
37...50	E50...E95	LRE357 <input checked="" type="checkbox"/>	4970
48...65	E65...E95	LRE359	6520

Thermal Protection Adjustment Range	For Use with Contactor	Reference	Unit MRP [₹]
LRE			
55...70	E80...E95	LRE361	7725
63...80	E80...E95	LRE363	8065
80...104	E95	LRE365	8065
51...81	E120...E300	LRE480	15105
62...99	E120...E300	LRE481	15105
84...135	E120...E300	LRE482	15105
124...198	E160...E300	LRE483	15105
146...234	E200...E300	LRE484	15105
174...279	E250...E300	LRE485	15105
208...333	E300	LRE486	16460
258...414	E300...E400	LRE487	20025

Accessories for Relay

Accessory	For Relay	Reference	Unit MRP [₹]
Separate Mounting Block	LRE01...LRE35	LAEB1	795
	LRE322...LRE365	LAEB3	1830

For details on non standard references, technical parameters, accessories, compatibility, stockable and non stockable status please contact Customer Care

NORMAL STOCK ITEMS

W.E.F. January 17th, 2024

EasyPact TVS

Circuit Breaker for Motor Protection - GZ1E - Pushbutton control



- Conformance to IEC60947-1,-2,-4, CE Marking
- Range : 0.1A to 32A
- Breaking Capacity upto 100KA

Motor Protection Circuit Breaker - ETVS

Breaking Capacity at 415 V 50 Hz	Motor Power AC3**		Thermal Protection Adjustment Range (A)	Reference	Unit MRP [₹]
	kW	hP			
GZ1-E Thermal Magnetic - With Pushbutton Control					
100 kA	-	-	0.1 - 0.16	GZ1E01	4130
	0.06	-	0.16 - 0.25	GZ1E02	4130
	0.09	-	0.25 - 0.40	GZ1E03	4130
	0.18	-	0.40 - 0.63	GZ1E04	4810
	0.37	0.5	0.63 - 1.0	GZ1E05	4810
	0.55	0.75	1.0 - 1.6	GZ1E06	4710
	0.75	1	1.6 - 2.5	GZ1E07	4710
	1.1	2	2.5 - 4	GZ1E08	4895
	2.2	3	4 - 6.3	GZ1E10	4895
	3	5.5	6 - 10	GZ1E14	5215
10 kA*	5.5	7.5	9 - 14	GZ1E16	5880
	7.5	10	13 - 18	GZ1E20	6395
	9	12.5	17 - 23	GZ1E21	6740
	11	15	20 - 25	GZ1E22	7080
	15	20	24 - 32	GZ1E32	12635

Breaking Capacity at 415 V 50 Hz	Motor Power AC3**		Magnetic Protection (A)	Reference	Unit MRP [₹]
	kW	hP			
GZ1-LE Magnetic- With Pushbutton Control					
10 kA*	0.37	0.5	1	GZ1LE05	3015
	0.55	0.75	1.6	GZ1LE06	3015
	0.75	1	2.5	GZ1LE07	3015
	1.1	2	4	GZ1LE08	3015
	2.2	3	6.3	GZ1LE10	3015
	3	5.5	10	GZ1LE14	3015
	5.5	7.5	14	GZ1LE16	3260
	7.5	10	18	GZ1LE20	3260
	11	15	25	GZ1LE22	3260
	15	20	32	GZ1LE32	3865

* 50kA With current Limiter type GV1L3

Accessories - ETVS Circuit Breaker for Motor Protection

Description	Mounting	Contacts	Reference	Unit MRP [₹]
Auxillary Contact Block	LH side Mounted	1NO+1NC	GZ1AN11	775
		2NO	GZ1AN20	1005

For details on non standard references, technical parameters, accessories, compatibility, stockable and non stockable status please contact Customer Care

NORMAL STOCK ITEMS

W.E.F. January 17th, 2024



Green Premium™

An industry leading portfolio of offers delivering sustainable value



More than 75% of our product sales offer superior transparency on the material content, regulatory information and environmental impact of our products:

- RoHS compliance
- REACh substance information
- Industry leading # of PEP's*
- Circularity instructions



Discover what we mean by green
Check your products!

The Green Premium program stands for our commitment to deliver customer valued sustainable performance. It has been upgraded with recognized environmental claims and extended to cover all offers including Products, Services and Solutions.

CO₂ and P&L impact through... Resource Performance

Green Premium brings improved resource efficiency throughout an asset's lifecycle. This includes efficient use of energy and natural resources, along with the minimization of CO₂ emissions.

Cost of ownership optimization through... Circular Performance

We're helping our customers optimize the total cost of ownership of their assets. To do this, we provide IoT-enabled solutions, as well as upgrade, repair, retrofit, and remanufacture services.

Peace of mind through... Well-being Performance

Green Premium products are RoHS and REACh compliant. We're going beyond regulatory compliance with step-by-step substitution of certain materials and substances from our products.

Improved sales through... Differentiation

Green Premium delivers strong value propositions through third-party labels and services. By collaborating with third-party organizations we can support our customers in meeting their sustainability goals such as green building certifications.



TeSys

> Control > Protect > Power > Active

Innovative and connected solutions for motor starters

TeSys is an innovative motor control and management solution from the global market leader. TeSys offers connected, efficient products and solutions for switching and protection of motors and electrical loads in compliance with all major global electrical standards

TeSys Function Names

TeSys components are grouped by function name, for easier identification. These functions are related to motor, power, control and protection.

> TeSys Power:

Components for powering motors




> TeSys Control:

Components for controlling motors



> TeSys Protect:

Components for protecting motors



> TeSys Active:

Connected components for motor circuits



Start smart. Run smart. With TeSys motor controls.



Stay smart with the world's best-selling motor control solutions from the inventor of the world's first contactor - Schneider Electric™.

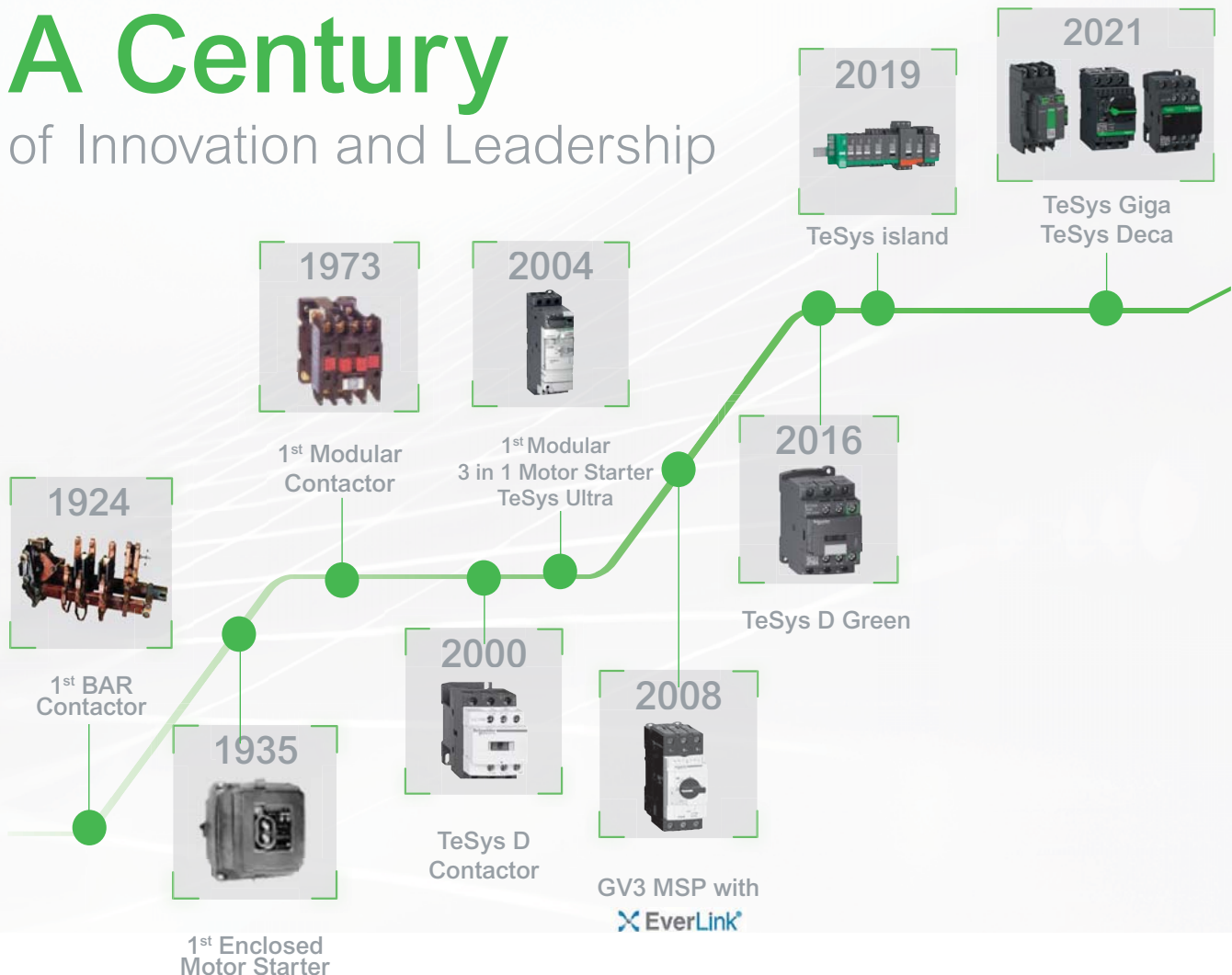
For almost a century, TeSys motor controls have driven the industry with innovations in motor protection, monitoring, and control.

It started with the introduction of the industry's first BAR contactor in 1924, and today, the legacy of innovation is built into every TeSys motor control device.

Best-in-class safety and reliability, plug-and-play architecture, and flexible functionality mean TeSys motor control solutions can meet your requirements across a wide range of applications, from the most common to the most advanced.

Wherever you are and anywhere your projects come together, you can trust Schneider Electric and TeSys contactors, circuit breakers, relays, and switches for unmatched reliability, complete compatibility with international standards, and the robust support of the Schneider Electric global supply network.

A Century of Innovation and Leadership



Superior safety for all industries

TeSys motor controls come with all of the isolation, protection and emergency handling you need to comply with international codes. High-contrast covers identify safety-critical devices to prevent inadvertent manual operation. Every TeSys contactor is both mechanically linked and equipped with mirror contacts for safety applications and wherever auxiliary contact state reliability is critical.



HVAC

Ensure 24/7 availability of your HVAC system with reliable products that can reach high ambient temperatures without derating.



Conveying

Decentralize the control cabinet of your conveyor line and benefit from up to 80% space reduction.



Genset

Make certain your generator starts even in the harshest conditions with robust TeSys solutions.




Pumping

Optimize single or multi-drive boosters for industry or infrastructure with energy and cost-effective solutions.



Packaging

Keep pace with the most demanding, high-end packing applications with solutions that can perform 30 million AC53a electrical cycles, like TeSys H.



Oil and Gas

Keep your employees and assets safe and improve uptime in onshore and offshore applications: pipeline operations: LNG and natural gas processing: and refining and petrochemical applications.



Water and Wastewater

Optimize the treatment and delivery of safer water by reducing energy usage and lowering operating costs.



Food and Beverage

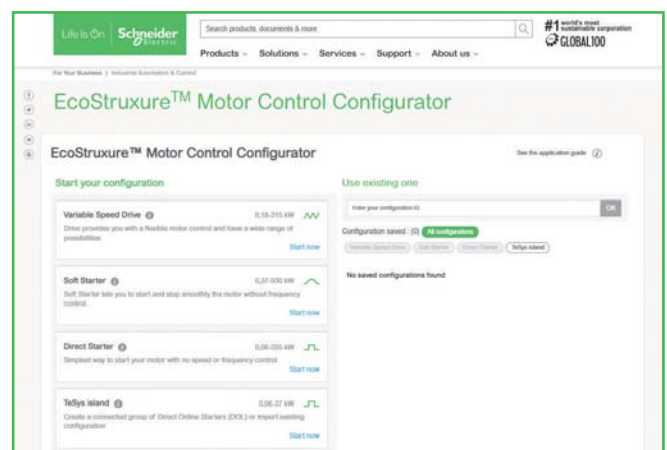
Serve your customers with environmentally friendly products to improve sustainability, efficiency, and flexibility, allowing you to adapt to changing customer habits.

Online selection tool

EcoStruxure™ Motor Control Configurator

For Direct-On-Line and Star-Delta starters, motor circuit breakers with advanced protection, motor management relays, configurations for total coordination, drives, and soft starters.

No matter what kind of starting method you need, our online EcoStruxure™ Motor Control Starter Configurator will help you to quickly and easily select the optimal combination of components to ensure maximized motor safety, protection, and uptime.



Scan or click on the QR code

TeSys Range

TeSys Component Series Names

Series names are now grouped as per the current ratings

- Series names group conventional components (circuit breakers, contactors, relays, overcurrent relays) by current rating ranges.
 - 0 to 16 A > **TeSys K** Series
 - 9 to 150 A > **TeSys 'Deca'** Series
 - 185 to 800 A > **TeSys 'Giga'** Series.
- TeSys advanced components have a specific classification.
 - 0 to 38 A All-in-one starters > **TeSys 'Ultra'** Series
 - 0 to 80 A Motor Control/Protection/Monitoring system > **TeSys 'island'** Series.
- Other TeSys component names remain unchanged (TeSys F, TeSys B, TeSys T).

> TeSys K Series

The essential line for motors up to 7.5kW/16A direct on TeSys K series of Motor Starters



> TeSys Deca Series

The industrial standard for motors up to 75kW/150A direct on TeSys Deca series of Motor Starters



> TeSys Giga Series

For large motors up to 450kW/800A direct on TeSys Giga Series



> TeSys Ultra Series

The most compact totally coordinated solution for Motor Starters. For Direct On Line or Reversing Motor Control and Drive Protection upto 18.5kW/38 A on TeSys Ultra series



> TeSys Island Series

Digitally powered monitoring, control and protection of electrical motors up to 37kW/80 A on TeSys Island Series



TeSys Control

TeSys K

Control Relays - K Model (AC & DC Control)



- Conformance IEC, UL, CSA, CE Marking
- Inbuilt 4 auxiliary contacts
- 10A thermal rating
- Available with AC (50/60Hz Dual frequency), DC & DC low consumption coil options

No of Poles	AC Control Reference	Unit MRP [₹]				DC Control Reference ⁽⁴⁾	Unit MRP [₹]		
		B7 (24V)	F7 (110V)	M7 (220V)	N7 (415V)		BD (24V)	FD (110V)	MD (220V)
2NO + 2NC	CA2KN22*	1770	1770	1770	1770	CA3KN22**	2440	2440	2440
3NO + 1NC	CA2KN31*	1770	1770	1770	-	CA3KN31**	2440	2440	2440
4NO	CA2KN40*	1770	1770	1770	2115				

No of Poles	DC low consumption Reference ^{(1) (2) (3)}	Unit MRP [₹]		
		BW3 (24V)	EW3 (48V)	SW3 (72V)
2NO + 2NC	CA4KN22***	3020	3625	3020
3NO + 1NC	CA4KN31***	3020	3625	-
4NO	CA4KN40***	3020	-	-

For other coil voltage ratings regarding above, please contact Schneider Electric customer care.

* Reference to be completed by adding coil voltage code

- (1) Compatible with PLC outputs
 (2) Wide range coil (0.7...1.25Uc), suppressor fitted as standard
 (3) 2 pole auxiliary contact block can be mounted additionally
 (4) Optional in-built surge suppressor available

Power Contactors - K Model (3 Pole AC & DC Control)



- Conformance to IEC, UL, CSA
- Current Rating : 6A to 16A, AC-3 duty
- 1NO or 1NC inbuilt auxiliary contact
- Available in 3P & 4P version
- Available with AC (50/60Hz Dual frequency), DC & DC low consumption⁽⁵⁾ coil options

Motor Power (kW)	Auxiliary Contacts	AC Control Reference	Unit MRP [₹]				DC Control Reference ⁽⁵⁾	Unit MRP [₹]		
			B7 (24V)	F7 (110V)	M7 (220V)	N7 (415V)		BD (24V)	FD (110V)	MD (220V)
3	1NC	LC1K0601*	1485	1485	1485	1805	LP1K0601**	2300	2780	2300
	1NO	LC1K0610*	1485	1485	1485	1485	LP1K0610**	2300	2780	2300
5.5	1NC	LC1K0901*	1555	1555	1555	1875	LP1K0901**	2500	2500	2500
	1NO	LC1K0910*	1555	1555	1555	1555	LP1K0910**	2500	2500	2500
7.5	1NC	LC1K1201*	1760	1760	1760	-	LP1K1201**	2900	2900	-
	1NO	LC1K1210*	1760	1760	1760	2120	LP1K1210**	2900	3510	-
10	1NC	LC1K1601*	2075	2075	2075	-	-	-	-	-
	1NO	LC1K1610*	2075	2075	2075	-	-	-	-	-

For other coil voltage ratings contactors, please contact Customer Care.

* Reference to be completed by adding coil voltage code

(5) For low consumption offer, please contact Customer Care

Reversing Contactors - K Model



- Conformance to IEC, UL, CSA, CE
- Current Rating : 6A to 16A, AC-3 duty
- 1NO or 1NC inbuilt auxiliary contact
- Available in 3P & 4P version
- Available with AC(50/60Hz Dual frequency), DC & DC low consumption⁽⁶⁾ coil options

Motor Power (kW)	Auxiliary Contacts	AC Control Reference	Unit MRP [₹]	
			F7 (110V)	M7 (220V)
3	1 NC	LC2K0601*	4945	4945
	1 NO	LC2K0610*	4945	4945
5.5	1 NC	LC2K0901*	5280	5280
	1 NO	LC2K0910*	5280	5280
7.5	1 NC	LC2K1201*	5440	5440
	1 NO	LC2K1210*	5440	5440
10	1 NC	LC2K1601*	7310	-
	1 NO	LC2K1610*	6075	7310

For other coil voltage ratings contactors, please contact Customer Care.

* Reference to be completed by adding coil voltage code

(6) For current rating and ref please contact Customer Care

For details on non standard references, technical parameters, accessories, compatibility, stockable and non stockable status please contact Customer Care

NORMAL STOCK ITEMS

W.E.F. January 17th, 2024

TeSys Control

TeSys K

Accessories - K Model

Description	Mounting	Contacts	Reference	Unit MRP [₹]
Auxiliary contact block	Front	2NC	LA1KN02	805
	Front	1NO + 1NC	LA1KN11 <input checked="" type="checkbox"/>	735
	Front	2NO	LA1KN20	805
	Front	4NC	LA1KN04	1240
	Front	1NO + 3NC	LA1KN13	1240
	Front	2NO + 2NC	LA1KN22 <input checked="" type="checkbox"/>	1240
	Front	3NO + 1NC	LA1KN31	1240
	Front	4NO	LA1KN40	1240

Description	Control Voltage	Range	Reference	Unit MRP [₹]
On Delay Electronic Timer	24..48V AC/DC	1..30S	LA2KT2E ⁽¹⁾	4055

Description	Coil Voltage	Reference	Unit MRP [₹]
Surge Suppressor - RC Circuit	220..250V AC	LA4KA1U*	1265
Surge Suppressor - Varistor	130..250V AC/DC	LA4KE1UG*	1265
Surge Suppressor - Varistor	50..129V AC/DC	LA4KE1FC*	1265

* Lot size 5

(1) Front mounted with common point changeover contact

For details on non standard references, technical parameters, accessories, compatibility, stockable and non stockable status please contact Customer Care

NORMAL STOCK ITEMS

W.E.F. January 17th, 2024

TeSys Capacitor Duty Contactor

Capacitor Duty Contactor



Nominal Reactive Power 440V	Auxiliary Contacts	Reference	Unit MRP [₹]	
			F7 (110 V)	M7 (220V)
LC1-D•K - with Damping Resistors & Block of Early Make poles				
12.5 kVar	1NO + 2NC	LC1DFK*	5550	5550
16.7 kVar	1NO + 2NC	LC1DGK*	7795	7795
20 kVar	1NO + 2NC	LC1DLK*	-	8755
25 kVar	1NO + 2NC	LC1DMK*	9605	9605
32 kVar	1 NO + 2NC	LC1DPK*	20925	20925
40 kVar	1NO + 2NC	LC1DTK*	28825	28825
60 kVar	1NO + 2NC	LC1DWK12*	32450	32450

For other coil voltage ratings contactors, please contact Customer Care.

* Reference to be completed by adding coil voltage code



Instruction Manual
Video for Capacitor
Duty Contactors



Guide for the Design
and Production of LV
Power Factor
Correction Cubicles

For complete information on selection of capacitor switching please refer to the TeSys catalogue

For details on non standard references, technical parameters, accessories, compatibility, stockable and non stockable status please contact Customer Care

NORMAL STOCK ITEMS

W.E.F. January 17th, 2024

TeSys Control

TeSys Deca

The next-generation TeSys Deca series motor starters offer a reliable and robust solution for a faster machine time-to-market. It has a new modern look & feel and is designed to meet the requirements of Electro domestic applications. Ease of operation and reliability is guaranteed with the new multi-standard screws. Digital customer experience is enhanced with a QR embedded from product to packaging.

TeSys Deca Control Contactors (AC & DC Control)



- Conformance to IEC, UL, CSA
- 5 inbuilt auxiliary contacts, in just 2 variants
- Available with AC (50/60Hz Dual frequency), DC & DC low consumption coil options
- High Operating ambient temperature upto 60 Deg C
- Inbuilt surge suppressor for DC & DC low consumption

No of Poles	AC Control Reference	Unit MRP [₹]				DC Control Reference ⁽⁴⁾	Unit MRP [₹]		
		B7 (24V)	F7 (110V)	M7 (220V)	N7 (415V)		BD (24V)	FD (110V)	MD (220V)
3NO + 2NC	CAD32*	1910	1910	1910	1910	CAD32**	2745	2745	2745
5NO	CAD50*	1910	1910	1910	-	CAD50**	2745	2745	2745

No of Poles	DC low consumption Reference ^{(1) (2) (3)}	Unit MRP [₹]	
		BL (24V)	ML (220V)
3NO + 2NC	CAD32***	3435	5820
5NO	CAD50***	3435	-

For other coil voltage ratings contactors, please contact Customer Care.

* Reference to be completed by adding coil voltage code

(1) Compatible with PLC outputs

(2) Wide range coil (0.7...1.25Uc), suppressor fitted as standard

(3) 2 pole auxiliary block can be mounted

Power Contactors - Deca Model (3 Pole AC & DC Control)



- Conformance to IEC, UL, CSA
- Available with AC (50/60Hz Dual frequency), DC & DC low consumption coil options
- High Operating ambient temperature, no derating upto 60 Deg C
- Inbuilt 1NO + 1NC auxiliary contacts upto 150A
- High electrical and mechanical life
- Fuse-less Type 2 Co-ordination Charts available
- EverLink® terminal for 40, 50, 65 & 80A contactors
- Inbuilt surge suppressor in DC coil for 9-80A

[Ie] Rated Operational Current AC-1	kW	AC-3 Duty			Auxiliary Contacts	AC Control Reference	Unit MRP [₹]		
		HP	A				M7 (220V)	N7 (415V)	F7 (110V)
25	4	5.5	9	1 NO + 1 NC	LC1D09*	1915	1915	1915	
25	5.5	7.5	12	1 NO + 1 NC	LC1D12*	2155	2155	2155	
32	9	12.5	18	1 NO + 1 NC	LC1D18*	2500	2500	2500	
40	11	15	25	1 NO + 1 NC	LC1D25*	3095	3095	3095	
50	15	20	32	1 NO + 1 NC	LC1D32*	6015	6015	6015	
50	18.5	25	38	1 NO + 1 NC	LC1D38*	8675	8675	8675	
60	22	30	40	1 NO + 1 NC	LC1D40A*	9105	9105	9105	
80	25	35	50	1 NO + 1 NC	LC1D50A*	11865	11865	11865	
80	37	50	65	1 NO + 1 NC	LC1D65A*	16460	16460	16460	
125	45	60	80	1 NO + 1 NC	LC1D80*	24895	24895	24895	
125	45	60	95	1 NO + 1 NC	LC1D95*	26495	26495	26495	
250	59	80	115	1 NO + 1 NC	LC1D115*	32605	32605	32605	
250	80	110	150	1 NO + 1 NC	LC1D150*	40760	40760	40760	

For other coil voltage ratings contactors, please contact Customer Care.

* Reference to be completed by adding coil voltage code

For details on non standard references, technical parameters, accessories, compatibility, stockable and non stockable status please contact Customer Care

☑ NORMAL STOCK ITEMS

W.E.F. January 17th, 2024

TeSys Control

TeSys Deca

[le] Rated Operational Current AC-1	AC-3 Duty			Auxiliary Contacts	DC Control Reference ⁽¹⁾	Unit MRP [₹]		
	kW	HP	A			BD (24V)	FD (110V)	MD (220V)
25	4	5.5	9	1 NO + 1 NC	LC1D09*	3025	3025	3025
25	5.5	7.5	12	1 NO + 1 NC	LC1D12*	3400	3400	3400
32	9	12.5	18	1 NO + 1 NC	LC1D18*	4190	4190	4190
40	11	15	25	1 NO + 1 NC	LC1D25*	5295	5295	5295
50	15	20	32	1 NO + 1 NC	LC1D32*	10800	10800	10800
50	18.5	25	38	1 NO + 1 NC	LC1D38*	12760	12760	12760
60	22	30	40	1 NO + 1 NC	LC1D40A*	15285	15285	15285
80	25	35	50	1 NO + 1 NC	LC1D50A*	19180	19180	19180
80	37	50	65	1 NO + 1 NC	LC1D65A*	21750	21750	21750
125	45	60	80	1 NO + 1 NC	LC1D80*	29540	29540	29540
125	45	60	95	1 NO + 1 NC	LC1D95*	32375	32375	32375
250	59	80	115	1 NO + 1 NC	LC1D115*	38260	38260	38260
250	80	110	150	1 NO + 1 NC	LC1D150*	45915	45915	45915

For other coil voltage ratings contactors, please contact Customer Care.

* Reference to be completed by adding coil voltage code

TeSys Deca Power Contactors (3 Pole DC Low Consumption)

Now available upto 80A with the TeSys Deca Green Low Consumption offer

[le] Rated Operational Current AC1	Motor Power (Long Life) AC3			Auxiliary Contacts	Reference	Unit MRP [₹]	
	kW	HP	A			BL (24V)	EL (48V)
25	4	5.5	9	1 NO + 1 NC	LC1D09****	3320	3320
25	5.5	7.5	12	1 NO + 1 NC	LC1D12****	3715	3715
32	9	12.5	18	1 NO + 1 NC	LC1D18****	5675	5675
40	11	15	25	1 NO + 1 NC	LC1D25****	6915	6915
50	15	20	32	1 NO + 1 NC	LC1D32****	11825	11825

[le] Rated Operational Current AC1	Motor Power (Long Life) AC3			Auxiliary Contacts	Reference	Unit MRP [₹]			
	kW	HP	A			BBE (24V DC)	BNE (24-60V AC/DC)	EHE (48-130V AC/DC)	KUE (100-250V AC/DC)
60	22	30	40	1 NO + 1 NC	LC1D40A#	15285	15285	15285	15285
80	25	35	50	1 NO + 1 NC	LC1D50A#	19180	19180	19180	19180
80	37	50	65	1 NO + 1 NC	LC1D65A#	21750	21750	21750	21750
80	37	50	80	1 NO + 1 NC	LC1D80A#	26400	26400	26400	26400

For other coil voltage ratings contactors, please contact Customer Care.

* Reference to be completed by adding coil voltage code

TeSys Deca Power Contactors (4 Pole AC & DC Control)



- Conformance to IEC, UL, CSA
- Available with AC (50/60Hz Dual frequency), DC & DC low consumption⁽¹⁾ coil options
- High Operating ambient temperature, no derating upto 60 deg C

[le] Rated Operational Current AC1	Poles Composition	AC control Reference	Unit MRP [₹] M7 (220V)	DC control Reference	Unit MRP [₹]		
					BD (24V)	FD (110V)	MD (220V)
20	4NO	-	-	LC1DT20**	3655	3655	3655
	2NO+2NC	-	-	LC1D098**	3980	3980	3980
25	4NO	-	-	LC1DT25**	4390	4390	4390
	2NO+2NC	-	-	LC1D128**	5730	5730	5730
32	4NO	-	-	LC1DT32**	4825	8185	5780
	2NO+2NC	-	-	LC1D188**	6525	7810	6525
40	4NO	-	-	LC1DT40**	7565	7565	7565
	2NO+2NC	-	-	LC1D258**	9970	9970	9970
60	4NO	-	-	LC1DT60A#	15135	18135	18135
	2NO+2NC	-	-	LP1D40008**	19890	23835	19890
80	4NO	-	-	LC1DT80A#	22580	22580	-
	2NO+2NC	-	-	LP1D65008**	26740	26740	-
125	4NO	-	-	LP1D80004**	28965	34705	-
	2NO+2NC	-	-	LP1D80008**	33420	40040	33420
250	4NO	LC1D1150046*	36505	LC1D1150046**	40555	40555	-

Note: Please contact Customer Care for 4 Pole AC coil contactor details

⁽¹⁾ For current rating and ref please contact Customer Care

For other coil voltage ratings contactors, please contact Customer Care.

* Reference to be completed by adding coil voltage code

For details on non standard references, technical parameters, accessories, compatibility, stockable and non stockable status please contact Customer Care

☑ NORMAL STOCK ITEMS

W.E.F. January 17th, 2024



TeSys Deca Green

The Revolutionary Electronic Coil Contactor



Complete range in 3 frame sizes:

09-12-18A

25-32-38A

40-50-65-80A

 -80%

Up to 80% less energy consumption than a traditional electromechanical motor starter

10X Reduction
in references

Only 3 references to cover the complete voltage range for AC and DC

 -35%

Highest currents in smallest size, e.g.

PLC Compatible

Direct connection to a PLC without the need for an interposing relay

SEMIF47

High uptime thanks to wide band coil with high resistance to voltage surges/SEMIF47 conform



Scan to see TeSys Deca Green under voltage performance.

TeSys Control

TeSys Deca

TeSys Deca Green Contactor (3 Pole AC/DC Universal Coil)



- Universal AC/DC coil from 24 - 250V
- Special low consumption offer from 40-80A
- Fuseless Type 2 Co-ordination charts available

The Revolutionary Electronic Coil Contactor

[le] Rated Operational Current AC1	AC3 Duty (Long Life)			Auxiliary Contacts	Reference	Unit MRP [₹]		
	kW	HP	A			BNE (24-60V AC/DC)	EHE (48-130V AC/DC)	KUE (100-250V AC/DC)
25	4	5.5	9	1NO + 1NC	LC1D09*	3940	3940	3940
25	5.5	7.5	12	1NO + 1NC	LC1D12*	4085	4085	4085
32	9	12.5	18	1NO + 1NC	LC1D18*	5390	5390	5390
40	11	15	25	1NO + 1NC	LC1D25*	6435	6435	6435
50	15	20	32	1NO + 1NC	LC1D32*	13075	13075	13075
50	18.5	25	38	1NO + 1NC	LC1D38*	14110	16760	14110
60	22	30	40	1NO + 1NC	LC1D40A*	15285	15285	15285
80	25	35	50	1NO + 1NC	LC1D50A*	19180	19180	19180
80	37	50	65	1NO + 1NC	LC1D65A*	21750	21750	21750

For other coil voltage ratings contactors, please contact Customer Care.

* Reference to be completed by adding coil voltage code

TeSys Deca Green Power Contactors (4 Pole AC & DC Control)

[le] Rated Operational Current AC-1	Poles Composition	Auxiliary Contacts	DC Control Reference	BBE (24V DC only)	Unit MRP [₹]		
					BNE (24-60V AC/DC)	EHE (48-130V AC/DC)	KUE (100-250V AC/DC)
60	4NO	1NO + 1NC	LC1DT60A*	15135	15135	15135	15135
80	4NO	1NO + 1NC	LC1DT80A*	22580	22580	22580	22580

Coil Voltage Code

Type	Voltage	24-60V AC/DC	48-130V AC/DC	100-250V AC/DC
AC/DC*	LC1D09 - D38, LC1D40A - 80A, LC1DT60A - 80A	BNE	EHE	KUE
24V DC Low Consumption*	LC1D40A - 80A, LC1DT60A - 80A	BBE (24V DC only)	-	-

For other coil voltage ratings contactors, please contact Customer Care.

* Reference to be completed by adding coil voltage code



Check the features of the TeSys Deca Green

For details on non standard references, technical parameters, accessories, compatibility, stockable and non stockable status please contact Customer Care

NORMAL STOCK ITEMS

W.E.F. January 17th, 2024

TeSys Control

TeSys Deca

Description	For use with	Reference	Unit MRP [₹]
Power connection accessories			
Terminal block	For supply to one or more GV2 G busbar sets	GV1G09	2370
Set of 63A busbars for parallelling of contactors	2 contactors LC1D09...D18 or D25...D38	GV2G245	2300
	4 contactors LC1D09...D18 or D25...D38	GV2G445	3620
Set of 115A busbars for parallelling of contactors	2 contactors LC1D40A...D80A	GV3G264	4135
	3 contactors LC1D40A...D80A	GV3G364 ⁽¹⁾	2210
Set of S-shape busbars	For circuit breakers GV3P** & GV3L** and contactors LC1 D40A...D65A	GV3S	1655

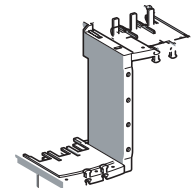
**Not applicable for GV3P/GV3L 73A and 80A



GV2G245



GV1G09



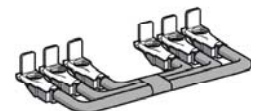
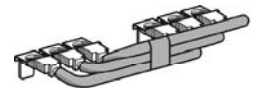
GV3S

Description	For use with	Reference	Unit MRP [₹]
Mechanical interlock	LC1D09 to D38(1)	LAD9V2	845
	LC1D40A to D65A(1)	LAD4CM	1715
	LC1D80 and D95 (for AC control voltage)	LA9D4002	3760
	LC1D80 and D95 (for DC control voltage)(2)	LA9D8002	5595
	LC1D115 and D150(2)	LA9D11502	5675

(1) With this set of busbars, any one contactor can be supplied directly by its EverLink® double cage power terminal block. The other two contactors are supplied by the busbar set. The 115A limitation is therefore applied to these two contactors.

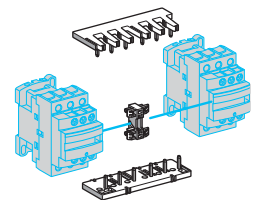
(2) With electrical interlock

Description	For use with	Reference	Unit MRP [₹]
Power Connection for Reversing			
Kit Comprising :	LC1D09 to D38	LAD9V5	700
1. A set of parallel bars	LC1D09 to D38	LAD9V6	875
2. A set of reverser bars.	LC1D40A to D80A	LA9D65A69	3650
	LC1D80 and D95 (for AC control voltage)	LA9D8069	7810
	LC1D80 and D95 (for DC control voltage)	LA9D8069	7810
	LC1D115 and D150	LA9D11569	12995



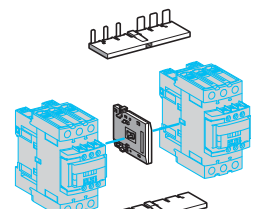
LA9 D8069

Description	For use with	Reference	Unit MRP [₹]
Reversing Kit			
Kit Comprising :			
1. A mechanical interlock LAD 9V2 with electrical interlocking LAD 9V1	LC1D09 to D38	LAD9R1V	1755
2. A set of power connections LAD 9V5 (parallel) and LAD 9V6 (reversing).			
Kit Comprising :			
1. A mechanical interlock LAD 9V2 without electrical interlocking	LC1D09 to D38	LAD9R1	1745
2. A set of power connections LAD 9V5 (parallel) and LAD 9V6 (reversing).			
Kit Comprising :			
1. A mechanical interlock LAD 4CM	LC1D40A to D80A	LAD9R3	4165
2. A set of power connections LA9 D65A69.			



LAD9R1

Description	For use with	Reference	Unit MRP [₹]
Star Delta Kit			
Time delay contact block LAD S2 (LC1D09...D80),	LC1D09 and D12	LAD91217	6590
Power circuit connections (LC1D09...D80),	LC1D18 to D32	LAD93217	8475
Hardware required for fixing the contactors onto the mounting plate (LC1D80)	LC1D40A and D50A	LAD9SD3	17125
	LC1D80	LA9D8017	19015



LAD9R3



LAD91217



LAD9SD3



LA9D8017

For details on non standard references, technical parameters, accessories, compatibility, stockable and non stockable status please contact Customer Care

✓ NORMAL STOCK ITEMS

W.E.F. January 17th, 2024

TeSys Control

TeSys Deca

Description	Time Delay Range	Timer Type	Reference	Unit MRP [₹]
On delay timer ^{(1) (2)}	15...30 s	on delay	LA4DT2U	6340
On delay timer ^{(1) (2)}	0.1...2 s	on delay	LA4DT0U	6340
On delay timer ^{(1) (2)}	25...500 s	on delay	LA4DT4U	5840
Relay interface module - 24V DC ^{(1) (2)}	-	-	LA4DFB	7105

(1) For LC1 D09...38A (3P, AC coils only) add mounting adaptor LAD4BB and for LC1 D40A...65A (3P, AC coils only), add mounting adaptor LAD4BB3.

(2) For LC1D80...150 (3P), direct mounting, for 100-250V AC Coils only.

Description	For use with	Reference	Unit MRP [₹]				
			B (24V) (AC/DC)	E (42/48V) (AC/DC)	F (110/127V) (AC/DC)	M (220/240V) (AC/DC)	Q (380/415V) (AC/DC)
TeSys Deca Model Mechanical Latch Blocks							
Front, Clip-on	LC1D09...D38 (a or c) LC1DT20...DT40 (a or c) LC1D40A...D65A (3P a or c) LC1DT60A and DT80A (4P a or c)	LAD6K10*	7620	7620	7620	7620	7620
	LC1D80...D150 (3P a) LC1D80 and D115 (3 P c) LC1D80 (4 P a) LC1D80 and D115 (4 P a) LP1D80 and LC1D115 (4 P c)	LA6DK20*	7955	8920	8920	7955	12535

* Reference to be completed by adding coil voltage code and recommended to check availability with Customer Care team

Spare Coils TeSys Deca Model

Product Compatibility	Reference
AC Coils	
CAD, LC1-D09...D38, DT20..40	LXD1*
LC1D40A, D50A, D65A & LC1DT60A, DT80A	LXD3*
D80 & D95 (3P & 4P)	LX1D6*
LC1-D115, D150	LX1D8*
DC Coils	
LC1-D80-D95	LX4D7**
LC1-D115, D150	LX4D8**

* Reference to be completed by adding coil voltage code and recommended to check availability with Customer Care team

Coil Voltage Code

Type	Voltage (V)	24	110	220	415
AC*	CAD, LC1-D09...D38, DT20..40, LC1 - D150, LC1D40A, D50A, D65A & LC1DT60A, DT80A, LC1D150 LC1D80, D95, D115	B7	F7	M7	N7

For details on non standard references, technical parameters, accessories, compatibility, stockable and non stockable status please contact Customer Care

NORMAL STOCK ITEMS

W.E.F. January 17th, 2024

Accessories

Description	For use With	Contacts	Reference	Unit MRP [₹]	
Add On Blocks					
Additional instantaneous auxiliary contact blocks	LC1D09 ...LC1D150*	Front Mounted 1NO + 1NC	LADN11	565	
		Front Mounted 2NO	LADN20 ✓	565	
		Front Mounted 2NC	LADN02	900	
		Front Mounted 2NO + 2NC	LADN22 ✓	1025	
		Front Mounted 4NC	LADN04	1490	
		Front Mounted 4NO	LADN40 ✓	1025	
		Front Mounted 1NO + 3NC	LADN13	1025	
		Front Mounted 3NO + 1NC	LADN31 ✓	1025	
		LC1D80..LC1D95	Front Mounted 1NO	LADN10	500
			Front Mounted 1NC	LADN01	500

Description	Contacts	Reference	Unit MRP [₹]
Add On Blocks			
Additional instantaneous auxiliary contact blocks	Side Mounted ⁽¹⁾ 1NO + 1NC	LAD8N11	2145
	Side Mounted ⁽¹⁾ 2NO	LAD8N20	2145
Pneumatic timer blocks front mounted	ON delay 1NO + 1NC 0.1..3s	LADT0	4075
	ON delay 1NO + 1NC 0.1..30s	LADT2	4075
	ON delay 1NO + 1NC 10..180s	LADT4	4075
	ON delay 1NO + 1NC 1..30s (2)	LADS2 ✓	4350
	OFF delay 1NO + 1NC 0.1 ..3s	LADR0	4075
	OFF delay 1NO + 1NC 0.1 ..30s	LADR2 ✓	4075
	OFF delay 1NO + 1NC 10..180s	LADR4	4075

(1) Suitable for mounting on TeSys Deca range AC Coil Contactors and Control Relays only

(2) With Switching time of 40 ms between opening of the NC contact and closing of the NO contact recommended for Star - Delta Starters

Accessories compatibility

Contactors		Instantaneous Auxiliary Contacts				Time delay Front Mounted
Type	Number of Poles and Size	Side mounted	Front mounted			
			1 contact	2 contact	4 contacts	
AC & AC/DC	3P LC1D09...D38	1 on LH side	and	-	1 or 1	or 1
AC & AC/DC	3P LC1D40A...D80A	1 on LH or 1 on RH side	and	-	1 or 1	or 1
AC & AC/DC	3P LC1D80 and D95A (50/60 Hz)	1 on each side	or	2 and 1	or 1	or 1
AC & AC/DC	3P LC1D80 and D95A (50 or 60 Hz)	1 on each side	and	2 and 2	or 1	or 1
AC & AC/DC	3P LC1D115 and D150	1 on LH side	and	-	1 or 1	or 1
AC & AC/DC	4P LC1DT20...DT40	1 on LH side	and	-	1 or 1	or 1
AC & AC/DC	4P LC1DT60A and DT80A	1 on LH or 1 on RH side	and	-	1 or 1	or 1
AC & AC/DC	4P LC1D40008, D65008 and D80	1 on each side	or	1 or 1	or 1	or 1
AC & AC/DC	4P LC1D115	1 on each side	and	1 or 1	or 1	or 1
DC	3P LC1D09...D38	-	-	1	or 1	or 1
DC	3P LC1D40A...D80A	-	-	1	or 1	or 1
DC	3P LC1D80 and D95	-	-	1 or 1	or 1	or 1
DC	3P LC1D115 and D150	1 on LH side	and	-	1 or 1	or 1
DC	4P LC1DT20...DT40	-	-	1	or 1	or 1
DC	4P LC1DT60A and DT80A	-	-	1	or 1	or 1
DC	4P LC1D40008, D65008 and D80	-	-	2 and 1	or 1	or 1
DC	4P LC1D115	1 on each side	-	and 1	or 1	or 1
LC ⁽³⁾	3P LC1D09...D38	-	-	1	-	-
LC ⁽³⁾	3P LC1DT20...DT40	-	-	1	-	-

(3) LC : Low consumption

For details on non standard references, technical parameters, accessories, compatibility, stockable and non stockable status please contact Customer Care

✓ NORMAL STOCK ITEMS

W.E.F. January 17th, 2024

TeSys Control

TeSys Deca

Accessories

Description	For use with	Reference	Unit MRP [₹]
For Contactor D115/150			
Contacts set - 3P	LC1D115	LA5D1158031	24960
Contacts set - 3P	LC1D150	LA5D150803	25875
Contacts set - 4P	LC1D1150046	LA5D115804	34405

Product Compatibility	Fixing	Control Circuit Voltage	Suppressor Type	Reference	Unit MRP [₹]
Coil Suppressor Modules					
LC1D12...D25 (4P)	Screw	110...240V AC	RC Circuit AC	LA4DA1U	1955
	Screw	12...250V DC	Diode DC	LA4DC1U	2190
LC1D09...D38, LC2D09...D38, LC1DT20...DT40, LC2DT20...DT40 (3P)	Screw	24...48V AC	Varistor AC/DC	LAD4VE	1895
	Screw	24...48V AC 400Hz	RC Circuit AC	LAD4RCE	1895
	Screw	50...127V AC 200Hz	RC Circuit AC	LAD4ROG	1715
	Screw	110...240V AC 100Hz	RC Circuit AC	LAD4RCU <input checked="" type="checkbox"/>	1895
CAD	Screw	110...250V AC	Varistor AC/DC	LAD4VU	1895
	Screw	24...250V DC	Diode DC	LA4DC3U	1955
LC1D80, LC1D95, LC2D80, LC2D95 (3P) LC2D80 (4P), LC1D40008, LC1D65008	Screw	110...250V AC	Varistor AC/DC	LA4DE2U	1870
	Screw	24...48V AC 400Hz	RC Circuit AC	LA4DA2E	1870
	Screw	50...127V AC 200Hz	RC Circuit AC	LA4DA2G	2950
	Screw	110...240V AC 100Hz	RC Circuit AC	LA4DA2U	1955
	Screw	380...415V AC 150Hz	RC Circuit AC	LA4DA2N	2950
	Screw	24...48V DC	Varistor AC/DC	LA4DE3E	1955
	Screw	24...48V DC	Varistor AC/DC	LA4DE3E	1955

For details on non standard references, technical parameters, accessories, compatibility, stockable and non stockable status please contact Customer Care

NORMAL STOCK ITEMS

W.E.F. January 17th, 2024

TeSys Control

TeSys Deca

Modular marking system simplifies identification of standard contactors in the control panel to enhance visibility of the safety chain

Simple, customisable modular marking system

Standard TeSys Deca contactors

Easy-to-attach covers:



Auxiliary blocks with safety chain identification also available for more contact points:

Standard TeSys Ultra motor starters

Translucent labels to identify safety-chain devices:



Flexibility to customise contactors included in the safety chain during panel building



Simpler and faster maintenance with 100% visibility



Safety covers and auxiliary blocks prevent screwdriver contact with poles

Complete safety-chain identification system

TeSys Deca range

Retrofit contactor safety covers



LAD9ET1S
9A upto 65A



LAD9ET3S
80A to 95A



LAD9ET4S
110A to 150A



LADN22S
2NO + 2NC

Also available for CAD32/CAD50

TeSys Ultra range

Retrofit identification label



LU9ET1S

Built in Safety

TeSys Ultra motor starters are certified according to IEC 60947-4-1 for safety applications thanks to integrated mirror contact

Description	For use with	Reference	Unit MRP [₹]
Red Cover (For safety chain indication)	LC1D09...D65A and DT20 .. DT80A	LAD9ET1S	810
Auxiliary Contact block with red front face- for safety chain indication	2NO + 2NC	LADN22S	1155

For details on non standard references, technical parameters, accessories, compatibility, stockable and non stockable status please contact Customer Care

✓ NORMAL STOCK ITEMS

W.E.F. January 17th, 2024



TeSys Giga - Future Ready

A New Generation Series with Digital Innovation

TeSys Giga is new range of high-power contactors that supports industry requirements with process performance monitoring through data networks and online expert services.

Optimized Predictive Maintenance through-

- Continuous local and remote monitoring of contact wear
- Replaceable contacts (when necessary), facilitated by diagnostic visual indicator.

Unique Design-

- Innovative design and feature with compact size
- Ergonomic design & Flexibility in connections.
- Embedded auxiliary contact blocks
- Wideband electronic coils



TeSys Control

TeSys Giga

TeSys Giga High Power Contactors

Both "Standard" & "Advanced" versions available in 3 sizes, covering several ratings



Standard Version

Power & control

- 3 or 4 power poles
- 115 to 800A (AC-3)
- 200 to 1050A (AC-1)
- Embedded 1 NO + 1 NC auxiliary contacts
- Push-in type terminals for coils & control

Remote control

- 48-130V, 100-250V AC/DC coils
- Wide voltage range coils (direct coil control)
- Embedded surge-suppressor

Diagnostic

- Embedded wear diagnostic
- Embedded control voltages diagnostic
- Self diagnosis function
- Local alarm signaling (LED)



Advanced Version

Advanced diagnostic features along with standard version -

Diagnostic


- Remote wear diagnostic signaling kit (accessory)

Mounting

- Cable memory' adapter enables maintenance without removing power cables and busbar connections.

Remote control

- 24-48 V, 200-500 V AC/DC coils
- Digital control input (PLC output digital coil control)



TeSys Control

TeSys Giga

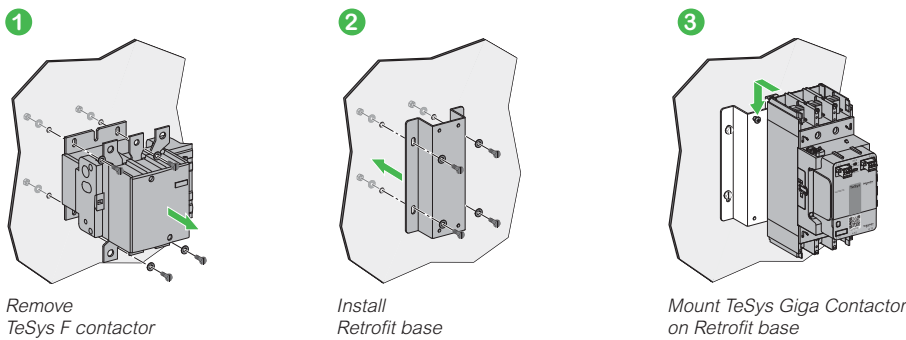
Quick & Easy Replacement of TeSys F with TeSys Giga Contactors with Retrofit Bases



Description	Reference	Unit MRP [₹]
Substitutes LC1F115-225 with LC1G115-225	LA9GRFB1	On Request
Substitutes LC1F265-500 with LC1G265-500	LA9GRFB2	On Request
Substitutes LC1F630-800 with LC1G630-800	LA9GRFB3	On Request



- Suitable for 3 pole contactors
- The bases come in two frame sizes.
- Upgrade your system with the new range of contactors in just 3 simple steps:



TeSys Giga Power Contactors (3 Pole AC/DC)

[le] Rated Operational Current AC-1	Motor Power (Long Life) AC-3		Standard version Reference	Unit MRP [₹]	
	kW (@415V)	A		EHEN (48-130 V)	KUEN (100-250 V)
250	55	115	LC1G115****	30270	31310
275	75	150	LC1G150****	39925	39925
305	90	185	LC1G185****	49480	49480
330	110	225	LC1G225****	53245	53245
385	132	265	LC1G265****	65445	65445
440	160	330	LC1G330****	79140	79140
550	200	400	LC1G400****	95650	95650
700	250	500	LC1G500****	132690	132690
1050	375	630	LC1G630****	On Request	On Request
1050	450	800	LC1G800****	On Request	On Request

TeSys Giga Power Contactors (4 Pole AC/DC)

[le] Rated Operational Current AC-1	Power Pole Composition	Standard version Reference	Unit MRP [₹]	
			EHEN (48-130 V)	KUEN (100-250 V)
250	4 NO	LC1G1154****	49680	49680
275	4 NO	LC1G1504****	59110	59110
305	4 NO	LC1G1854****	73860	73860
330	4 NO	LC1G2254****	86760	86760
385	4 NO	LC1G2654****	97005	97005
440	4 NO	LC1G3304****	112890	112890
550	4 NO	LC1G4004****	140300	140300
700	4 NO	LC1G5004****	206755	206755
1050	4 NO	LC1G6304****	On Request	On Request
1050	4 NO	LC1G8004****	On Request	On Request

Note:

For ordering advanced version replace **N** with **A** in reference as EHEN/KUEN → EHEA/KUEA respectively.

Example: LC1G1154 EHEN → LC1G1154 EHEA.

For other coil voltage ratings contactors, please contact Customer Care.

* Reference to be completed by adding coil voltage code

For details on non standard references, technical parameters, accessories, compatibility, stockable and non stockable status please contact Customer Care

☑ NORMAL STOCK ITEMS

W.E.F. January 17th, 2024

TeSys Control

TeSys Giga

Giga High power contactors – Power wiring accessories

Product references

Power Terminals

Spreader Kits



Description	Suitable for	Compatible with Contactors	Increase of Pole Pitch	Quantity Set of	Reference	Unit MRP [₹]
Spreader kits	3P	LC1G115...LC1G225	35 to 45 mm	3	LA9G3611	On Request
	3P	LC1G265...LC1G500	45 to 70 mm	3	LA9G3612	On Request
	4P	LC1G115...LC1G225	35 to 45 mm	4	LA9G4611	On Request
	4P	LC1G265...LC1G500	45 to 70 mm	4	LA9G4612	On Request

Terminal extensions for larger power connections



Description	Suitable for	Compatible with Contactors	Power Connection Size	Quantity Set of	Reference	Unit MRP [₹]
Terminal connections	3P	LC1G400...LC1G500	50 mm width	3	LA9G3613	On Request
	3P	LC1G630...LC1G800	80 mm width	3	LA9G3614	On Request
	4P	LC1G400...LC1G500	50 mm width	4	LA9G4613	On Request
	4P	LC1G630...LC1G800	80 mm width	4	LA9G4614	On Request

Power Terminal Accessories

Phase Separators



Description	Suitable for	Compatible with Contactors	Quantity Set of	Reference	Unit MRP [₹]
Phase separators ⁽¹⁾	3P	LC1G115...LC1G800	2	LA9G3801	On Request
	4P	LC1G115...LC1G800	3	LA9G4801	On Request
	3P – with 50/80 mm spreaders	LC1G400...LC1G800	2	LA9G3803 ⁽²⁾	On Request
	4P – with 50/80 mm spreaders	LC1G400...LC1G800	3	LA9G4803 ⁽³⁾	On Request

(1) Either phase separators or terminal shrouds can only be mounted. Phase separators or terminal shrouds are mandatory for operational voltage, $U_e \geq 690$ V.

(2) To be used with LA9G3613 and LA9G3614.

(3) To be used with LA9G4613 and LA9G4614.

For details on non standard references, technical parameters, accessories, compatibility, stockable and non stockable status please contact Customer Care

NORMAL STOCK ITEMS

W.E.F. January 17th, 2024

TeSys Control

TeSys Giga

Accessories

Description	Terminal Type	Position	Contacts	Reference	Unit MRP [₹]
Add On Blocks	Push In				
	1st left or 1st right	Side Mounted ⁽¹⁾	1 NO+1NC	LAG8N113P	1410
Auxiliary contact module	1st left or 1st right	Side Mounted	2 NO	LAG8N203P	1825
	2nd left or right	Side Mounted	1 NO+1NC	LAG8N113	1410
	2nd left or right	Side Mounted	2 NO	LAG8N203	1825

(1) Always supplied with TeSys Giga LC1G contactors, fitted to the right side lateral face.

Accessories

For Use With Contactor	Reference	Unit MRP [₹]
Mechanical interlock between contactors ⁽¹⁾		
Between Identical contactor frames	LA9G970	2570
Between LC1G(265-500) and LC1G(185-225)	LA9G971	2570
LC1G630 to LC1G800 and LC1G265 to LC1G500	LA9G972	On Request*

(1) Maximum 3 auxiliary contacts can be installed between 2 contactors with mechanical interlock kit.

Spare Control Module



- Wide band electronic control
- 24 V...500 V 50/60 Hz or DC control input
- Advanced and standard versions
- Accessible from the front for easy and quick replacement

Pole Composition	Control modules for Standard contactors	Reference	Unit MRP [₹]	
			EHEN (48-130V)	KUEN (100-250V)
3-Pole	LC1G115...LC1G225	LX1G3Q*	On Request	On Request
3-Pole	LC1G265...LC1G330	LX1G3R*	On Request	On Request
3-Pole	LC1G400...LC1G500	LX1G3S*	On Request	On Request
3-Pole	LC1G630...LC1G800	LX1G3T*	On Request	On Request
4-Pole	LC1G115...LC1G225	LX1G3Q*	On Request	On Request
4-Pole	LC1G265...LC1G330	LX1G3R*	On Request	On Request
4-Pole	LC1G400...LC1G500	LX1G3S*	On Request	On Request
4-Pole	LC1G630...LC1G800	LX1G3T*	On Request	On Request

For other coil voltage ratings regarding above, please contact Schneider Electric customer care.

* Reference to be completed by adding coil voltage code

For details on non standard references, technical parameters, accessories, compatibility, stockable and non stockable status please contact Customer Care

NORMAL STOCK ITEMS

W.E.F. January 17th, 2024

TeSys H – Hybrid Starter

Standard version

- **2 ratings:**
 - 2.4 A 400 V AC53a
 - 6.5 A 400 V AC53a
- **2 control voltages:**
 - 24 V DC
 - 110 V / 230 V AC
- **2 terminal types:**
 - Screw clamps
 - Spring
- **Can provide up to 3 functions:**
 - Forward running
 - Reverse running
 - Overload protection



Safety version

- **Safe Torque Off embedded:**
 - SIL3 according to IEC61508-1
 - Ple according to ISO13849-1
- **ATEX:**
 - As associated devices for motor protection



- **Get Up to 75 % of space reduction** with ultra-compact 22.5 mm starter that ensures maximum space savings for group starter architecture. (Reversing starter also available within the same width)
- **Long electrical durability** with 30 Million AC53a electrical cycles, suitable for high demanding application
- **Easy design** with both wide range of setting motor protection such as Automatic, manual or remote reset after thermal trip and wide range of control voltage
- **Integration made easy** with direct mounting installation on DIN rail or Control terminals on the upperside or Power terminal on the lower side

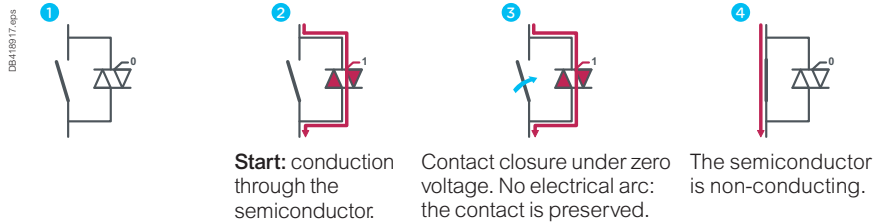
Understanding Hybrid Technology

Hybrid technology:

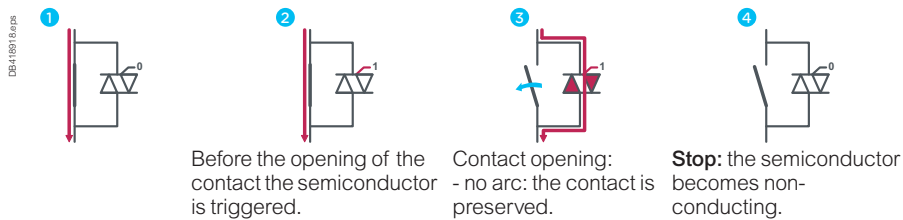
Each contact is coupled with a power semiconductor for switching

- > Higher number of on/off switches, extended durability.

> Closing



> Opening



Starters for asynchronous motors - AC53a utilization category:

Starters	3 - Phases Motor: Max Power (KW) for Various Voltage							Current Range A	Commercial References	Unit MRP [₹]	
	220 V	230 V	380 V	400 V	415 V	440 V	500 V			BD (24 V DC)	FU (110-230 V AC)
Direct-on-line											
Screw terminals	0.37	0.37	0.75	0.75	0.75	0.75	1.1	0.18...2.4	LZ1H2X4*	35210	-
	1.5	1.5	2.2	3	3	3	3	1.5...6.5	LZ1H6X5*	35620	-
Reverse											
Screw terminals	0.37	0.37	0.75	0.75	0.75	0.75	1.1	0.18...2.4	LZ2H2X4*	35890	43635
	1.5	1.5	2.2	3	3	3	3	1.5...6.5	LZ2H6X5*	37695	-

For other coil voltage ratings regarding above, please contact Schneider Electric customer care.

* Reference to be completed by adding coil voltage code

For details on non standard references, technical parameters, accessories, compatibility, stockable and non stockable status please contact Customer Care









✓ NORMAL STOCK ITEMS

W.E.F. January 17th, 2024

TeSys Protection Range

TeSys has the most rugged and reliable solution to manage motors

Please find a quick range overview below

	TeSys Power		TeSys Protect				TeSys Active		
Feature	Motor Protection Circuit Breakers		Overload Relays		Multi function Relays		TeSys Ultra	TeSys T	TeSys Island
TeSys Range of Products	GV2P, GV4P GV3P, GV2ME	GV4PEM	LR2K, LRD, LR9D, LR9F	LR9G	EOCR				
									
Short circuit									
Causes of overheating									
Slight overload									
Locked rotor									
Ventilation fault With probes							With Probes	With Probes	
Abnormal temperature rise								With Probes	
Shaft bearing seizure									
Insulation fault					With CBCT				
Long starting time Adjustable Adjustable		Adjustable			Adjustable	Adjustable	Adjustable	Adjustable	
Heavy duty			LR9D only						
Voltage variation (Derived)									
Causes of phase variation									
Phase reversal									
Phase losses									
Phase imbalance									
Earth fault	GV4P only								
Historic fault, Pre-Alarming					Possible Pre alarm				

Protection Relays for Motor Safety



Providing Motor Safety tailored to your needs



TeSys Protect

TeSys K, TeSys Deca, TeSys F, TeSys Giga

Thermal Overload Relays - TeSys K Series (Direct Mounting)



- Conformance to IEC, UL, CSA, CE
- Range : 0.1A to 16A
- Direct & Independent mounting
- Trip class 10A

Thermal Protection Adjustment	For Use With	For Use With	Unit MRP [₹]
0.11...0.16		LR2K0301	2600
0.16...0.23		LR2K0302	2600
0.23...0.36		LR2K0303	2600
0.36...0.54		LR2K0304	2600
0.54...0.8		LR2K0305	2600
0.8...1.2		LR2K0306	2600
1.2...1.8	LC1K, LP1K, LP4K, LP2K, LC2K	LR2K0307	2600
1.8...2.6		LR2K0308	2600
2.6...3.7		LR2K0310	2600
3.7...5.5		LR2K0312	2600
5.5...8		LR2K0314	2600
8...11.5		LR2K0316	2600
10...14		LR2K0321	2685
12...16		LR2K0322	2685

*Note: Terminal Block for Clip-on Mounting LA7K0064

Thermal Overload Relays - TeSys Deca Series



- Conformance to IEC, UL, CSA
- Range : 0.1A to 104A
- Higher operating temperature
- Tripping class 10A & 20 available
- Direct mounting on contactor is possible upto 95A

Thermal Protection Adjustment Range	For Use With	Reference*	Unit MRP [₹]
LRD Model (Direct Mounting)			
0.1...0.16		LRD01	2615
0.16...0.25		LRD02	2615
0.25...0.4		LRD03	2615
0.4...0.63		LRD04	2615
0.63...1		LRD05 ✓	2615
1...1.6	GV2L03, LE03, LC1D09...LC1D38	LRD06 ✓	2615
1.6...2.5		LRD07 ✓	2615
2.5...4		LRD08 ✓	2615
4...6		LRD10 ✓	2615
5.5...8		LRD12 ✓	2615
7...10		LRD14 ✓	2930
9...13		LRD16 ✓	2930
12...18		LRD21 ✓	3020
16...24	GV2L22, LC1D25...D38	LRD22 ✓	3020
23...32	LC1D25...LC1D38, LC1D32	LRD32 ✓	4855
30...38	LC1D32, LC1D38	LRD35	4855
23...32	LC1D40A...D65a	LRD332	5375
23...32	LC1D80...LC1D95	LRD3353	5375
30...40	LC1D40A...D65a	LRD340	5375
30...40	LC1D80...LC1D95	LRD3355	5375
37...50	LC1D40A...D65a	LRD350 ✓	7370
37...50	LC1D80...LC1D95	LRD3357	8815
48...65	LC1D40A...D65a	LRD365	9460
62...80	LC1D80A	LRD380	9865
48...65	LC1D80...LC1D95	LRD3359	9460
63...80	LC1D80...LC1D95	LRD3363	10265
80...104	LC1D80, LC1D95	LRD3365	12670

Electronic Overload Relay - TeSys Deca Series



- Conformance to IEC, UL, CSA
- Range : 0.1A to 32A
- 5:1 Adjustment range
- High Operating Temperature
- Field selectable tripping class : 5,10, 20 & 30
- Type 1 & Type 2 Co-ordination chart available

Current Range	For Use With	Reference*	Unit MRP [₹]
0.1...0.5		LR9D01	11890
0.4...2.0	LC1D09 - 38A Direct Mounting	LR9D02	12205
1.6...8.0		LR9D08	12205
6.4...32		LR9D32	13655

*Note: For LR9D01 to LR9D32 - Terminal Block for Clip on Mounting LAD7B205.

Electronic Overload Relay - TeSys Giga Series



- Wide range of protection with only 4 references (28A to 630A)
- Switchable protection against ground fault and phase imbalance
- ON status and overload alarm signaling by LED
- Direct mounting of relay with contactors saving in panel space and installation time
- Selectable Trip class from 5E to class 30E to suit different application needs

Thermal Protection Adjustment Range	Reference	Unit MRP [₹]
28...115 A	LR9G115	20225
57...225 A	LR9G225	23595
125...500 A	LR9G500	27750
160...630 A	LR9G630*	on request

*Note:

- For LRD01...LRD35 - Terminal Block for clip-on Mounting LAD7B106
- For LRD33** - Terminal Block for clip-on Mounting LA7D3064 ✓
- For LRD332, LRD340, LRD350 & LRD365 - Connection block for separate mounting LAD96560
- The LRD relays can be used for AC or DC current up to 104A
- For long starting, Class 20 relays are available on request.
- Device for remote tripping and electrical reset is available on request.

For details on non standard references, technical parameters, accessories, compatibility, stockable and non stockable status please contact Customer Care

✓ NORMAL STOCK ITEMS

W.E.F. January 17th, 2024



- Reduced downtime
- Quick restoration
- Operational Safety
- Power Quality management



Electronic Overcurrent Relays

Digital EOCR

Protection

- Over Current-Definite & Inverse Time
- Under Current
- Phase Loss
- Phase Reversal
- Stall
- Jam
- Imbalance
- Earth Fault*

Diagnostic

- Trip Cause
- Fault History-3 Faults (Cause & Current Value)

Measurement

- Load Current
- Ground Current*
- Running Hours
- Load Current Bar Graph
- i-THD (Current Harmonic Distortion)

Other Features

- Modbus Communication*
- 4-20 mA output for Motor Current*
- Pre-Alarm Contact
- Suitable for 1 Φ & 3 Φ Motors
- Suitable for Low Frequency VFD Operation (10-100Hz)
- Available with Type-2

Analog EOCR

Protection

- Over current
- Phase loss
- Locked rotor

Other Features

- Easy installation, with DIN Rail and Panel Mounting compatibility
- Trip cause display
- Manual/Electrical reset
- Testing Provision through Test Button
- Suitable for 1 Φ & 3 Φ Motors

* In selected models

se.com/in

TeSys Protect EOCR

Digital EOCR





Digital EOCR Without Communication Current Range=0.5A-80A Control Voltage=100VAC-220VAC*					
Description	Display	Bottom Hole		Window Hole	
		Reference	Unit MRP [₹]	Reference	Unit MRP [₹]
Without Ground Fault Protection	Inbuilt	3DM2-WRDUHZ	21645	3DM2-WRDUWZ	21645
	Extended**	FDM2-WRDUHZ	23410	FDM2-WRDUWZ	23410
GF Protection with external CT	Inbuilt	3MZ2-WRAUHZ	21935	3MZ2-WRAUWZ	21935
	Inbuilt	3MZ2-WRCUHZ	21935	3MZ2-WRCUWZ	21935
	Inbuilt	3MZ2-WRDUHZ	21935	3MZ2-WRDUWZ	21935
	Extended**	FMZ2-WRAUHZ	26335	FMZ2-WRAUWZ	26335
	Extended**	FMZ2-WRCUHZ	26335	FMZ2-WRCUWZ	26335
	Extended**	FMZ2-WRDUHZ	26335	FMZ2-WRDUWZ	26335
GF Protection with inbuilt CT	Inbuilt	3BZ2-WRAUHZ	31840		
	Inbuilt	3BZ2-WRCUHZ	31840		
	Extended**	FBZ2-WRAUHZ	32355		
	Extended**	FBZ2-WRCUHZ	32355		


Digital EOCR with Modbus Communication Current Range=0.5A-80A Control Voltage=100VAC-220VAC*					
Description	Display	Bottom Hole		Window Hole	
		Reference	Unit MRP [₹]	Reference	Unit MRP [₹]
Without Ground Fault Protection	Inbuilt	I3DM-WRDUHZ	34775	I3DM-WRDUWZ	34775
	Extended**	IFDM-WRDUHZ	35000	IFDM-WRDUWZ	35000
GF Protection with external CT	Inbuilt	I3MZ-WRAUHZ	36980	I3MZ-WRAUWZ	36980
	Inbuilt	I3MZ-WRCUHZ	36980	I3MZ-WRCUWZ	36980
	Inbuilt	I3MZ-WRDUHZ	36980	I3MZ-WRDUWZ	36980
	Extended**	IFMZ-WRAUHZ	41890	IFMZ-WRAUWZ	41890
	Extended**	IFMZ-WRCUHZ	41890	IFMZ-WRCUWZ	41890
	Extended**	IFMZ-WRDUHZ	41890	IFMZ-WRDUWZ	41890
GF Protection with inbuilt CT	Inbuilt	I3BZ-WRAUHZ	42850		
	Inbuilt	I3BZ-WRCUHZ	42850		
	Extended**	IFBZ-WRAUHZ	43075		
	Extended**	IFBZ-WRCUHZ	43075		

* Replace **U** with **B** in above reference for Control Voltage =24 V DC
 ** Cable need to be purchased separately
 Contact Customer Care for 4-20mA Output EOCR references & prices

EOCR Accessories

Cable for Extended Display			
Description	Reference	Unit MRP [₹]	
 CABLE-RJ45 1 Meter	CABLE-RJ45-001	2500	
CABLE-RJ45 3 Meter	CABLE-RJ45-003	3265	

External CT for range extension up to 400A				
Current Range	CT Ratio	Reference	Unit MRP [₹]	
 100A	100:5	3CT-H1-100-Z	5510	
150A	150:5	3CT-HH-150-Z	6825	
200A	200:5	3CT-H2-200-Z	7455	
300A	300:5	3CT-H3-300-Z	7925	
400A	400:5	3CT-H4-400-Z	9325	

ZCT - Ground Fault Protection			
Description	Reference	Unit MRP [₹]	
 ZCT 35 M/M	ZCT-035-Z	6790	
ZCT 80 M/M	ZCT-080-Z	9325	
ZCT 120 M/M	ZCT-120-Z	15340	

Spare Display		
Description	Reference	Unit MRP [₹]
EOCR-PDM Display	EOCR-PDM	10335

For details on non standard references, technical parameters, accessories, compatibility, stockable and non stockable status please contact Customer Care

NORMAL STOCK ITEMS

W.E.F. January 17th, 2024

TeSys Protect

Analog EOCR

EOCR SS

- Without Display



Analog EOCR without Display			
Current Range (A)	Control Voltage	Reference	Unit MRP [₹]
0.5-6	24-240V AC/DC	EOCRSS-05S	6860
0.5-6	380-440V AC	EOCRSS-05W	5620
3-30	24-240V AC/DC	EOCRSS-30S	6860
3-30	380-440V AC	EOCRSS-30W	5620
5-60	24-240V AC/DC	EOCRSS-60S	6860
5-60	380-440V AC	EOCRSS-60W	5620

Note: 2 SPST output contacts
For 60A or higher, combine 05T Type and an external CT (secondary 5A) for use

EOCR SSD

- With Display (Operating Current & Trip Cause)



Analog EOCR with Display			
Current Range (A)	Control Voltage	Reference	Unit MRP [₹]
0.5-6	24-240V AC/DC	EOCRSSD-05S	10260
0.5-6	380-440V AC	EOCRSSD-05W	12635
3-30	24-240V AC/DC	EOCRSSD-30S	10260
3-30	380-440V AC	EOCRSSD-30W	10950
5-60	24-240V AC/DC	EOCRSSD-60S	10260
5-60	380-440V AC	EOCRSSD-60W	10950

Note: 2 SPST output contacts
For 60A or higher, combine 05T Type and an external CT (secondary 5A) for use

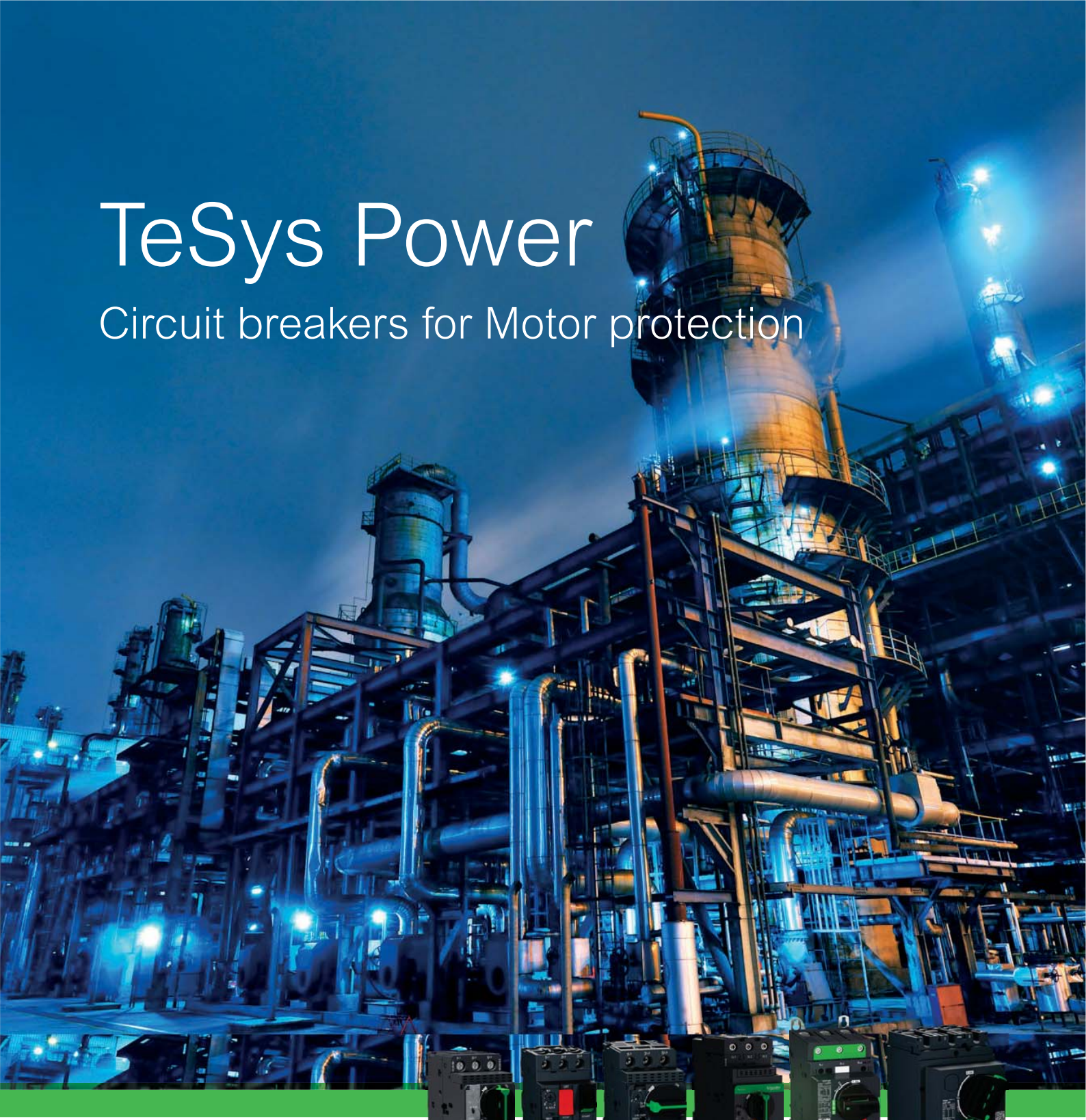
For details on non standard references, technical parameters, accessories, compatibility, stockable and non stockable status please contact Customer Care

NORMAL STOCK ITEMS

W.E.F. January 17th, 2024

TeSys Power

Circuit breakers for Motor protection



Circuit breakers for motor protection and control

TeSys Deca and TeSys Giga Circuit Breakers provide compact, reliable and efficient solutions:

- Isolation
- Protection against short circuits and overloads
- Control of motors from 0.06 to 250 kW.
- Conforming to global standards.(IEC/EN/UL/CSA)



For more information
on motor protection
circuit breakers

se.com/in/TeSys

TeSys Power

Circuit Breakers for Motor Protection

Magnetic Circuit Breaker



- Conformance to IEC 60947 -1,-2,-4
- Magnetic circuit breakers range from 0.1-80 Amps
- High Breaking capacity up to 100kA
- Wide range of accessories

Thermal Magnetic Circuit Breaker



- Conformance to IEC 60947 -1,-2,-4, conformity to International Standards - UL, CSA, CE
- Thermal magnetic circuit breakers range from 0.1-220 Amps
- High Breaking capacity up to 100kA
- Wide range of accessories
- S-shaped busbar for side-by-side connection with 40 - 65A Contactor

Breaking Capacity at 415V 50Hz	Motor Power AC-3**		Magnetic Protection Rating (A)	Reference	Unit MRP [₹]
	kW	HP			
With Rocker Lever Control (Economy)*					
100kA	0.09	-	0.4	GV2LE03	5530
	0.18	-	0.63	GV2LE04	5530
	0.37	0.5	1	GV2LE05	5530
	0.55	-	1.6	GV2LE06	5530
	1.1	1.5	2.5	GV2LE07	5530
	1.5	2	4	GV2LE08	5530
	2.2	3	6.3	GV2LE10	5530
	3	5.5	10	GV2LE14	5530
15kA	5.5	7.5	14	GV2LE16	5530
	7.5	10	18	GV2LE20	6420
10kA	11	15	25	GV2LE22	6420
10kA	15	20	32	GV2LE32	10905
With Rotary Handle Control*					
100kA	0.09	-	0.4	GV2L03	6345
	0.18	-	0.63	GV2L04	6345
	0.37	0.5	1	GV2L05	6345
	0.55	-	1.6	GV2L06	6345
	1.1	1.5	2.5	GV2L07	6345
	1.1	2	4	GV2L08	6345
	2.2	3	6.3	GV2L10	6345
	4	5.5	10	GV2L14	6345
50kA	5.5	7.5	14	GV2L16	6345
	7.5	10	18	GV2L20	6345
	11	15	25	GV2L22	6345
	15	20	32	GV2L32	6345
	18.5	25	40	GV3L40	17725
	22	29	50	GV3L50	18140
	30	40	65	GV3L65	18535
	37	50	73	GV3L73	20955
With Toggle Control					
50kA	37	50	80	GV4LE80N6	18105
	55	74	115	GV4LE115N6	18105
	75	101	150	C16N3MA150	On Request
	110	147	220	C25N3MA220	On Request
	160	214	320	C40N31M320	On Request
	200	268	500	C63N31M500	On Request

* Conforming to IEC 60947-2-3-4

** 50/60Hz - 415V

• GV2-L with the TeSys Deca contactor and LRD overload relay provides Type 2 Co-ordination

** 50/60Hz - 415V

(1) With GV1-L3 current limiter, breaking capacity can be increased to 100kA. Combination of the GV2-M with the TeSys Deca provides Type 2 Co-ordination.

(2) With GV1-L3 current limiter, breaking capacity can be increased to 100kA. Combination of the GV2-P with the TeSys Deca provides Type 2 Co-ordination.

Breaking Capacity at 415V 50Hz	Motor Power AC-3**		Thermal Protection Adjustment Range	Reference	Unit MRP [₹]
	kW	HP			
With Push Button Control (Economy)					
100kA	-	-	0.1 - 0.16	GV2ME01	5740
	0.06	-	0.16 - 0.25	GV2ME02	5740
	0.09	-	0.25 - 0.40	GV2ME03	5740
	0.18	-	0.40 - 0.63	GV2ME04	6110
	0.37	0.5	0.63 - 1.0	GV2ME05	6110
	0.55	0.75	1.0 - 1.6	GV2ME06	6245
	0.75	1	1.6 - 2.5	GV2ME07	6245
	1.1	2	2.5 - 4	GV2ME08	6460
	2.2	3	4 - 6.3	GV2ME10	6460
	3	5.5	6 - 10	GV2ME14	6460
15kA ⁽¹⁾	5.5	7.5	9 - 14	GV2ME16	7240
	7.5	10	13 - 18	GV2ME20	7790
	9	12.5	17 - 23	GV2ME21	8320
10kA ⁽¹⁾	11	15	20 - 25	GV2ME22	8320
	15	20	24 - 32	GV2ME32	13475
With Rotary Handle Control					
100kA	-	-	0.1 - 0.16	GV2P01	5615
	0.06	-	0.16 - 0.25	GV2P02	5615
	0.09	-	0.25 - 0.40	GV2P03	5615
	0.18	-	0.40 - 0.63	GV2P04	6435
	0.37	0.5	0.63 - 1.0	GV2P05	6435
	0.55	0.75	1.0 - 1.6	GV2P06	6435
	0.75	1	1.6 - 2.5	GV2P07	6435
	1.1	2	2.5 - 4	GV2P08	6635
	2.2	3	4 - 6.3	GV2P10	6635
	3	5.5	6 - 10	GV2P14	7080
50kA ⁽²⁾	5.5	7.5	9 - 14	GV2P16	8695
	7.5	10	13 - 18	GV2P20	10035
	9	12.5	17 - 23	GV2P21	10035
35kA ⁽²⁾	11	15	20 - 25	GV2P22	10035
	15	20	24 - 32	GV2P32	16915
50kA	18.5	30...40	30...40	GV3P40	19950
	22	37...50	37...50	GV3P50	24740
	30	48...65	48...65	GV3P65	25375
	37	62...73	62...73	GV3P73	25935
	37	49.58	40...80	GV4PE80N6	23470
With Toggle Control					
50kA	55	73.7	65...115	GV4PE115N6	23470
	With Direct Rotary Handle				
70kA	75	101	70...150	GV5P150H	47730
	110	147	100...220	GV5P220H	55680
	160	214	160...320	GV6P320H	71600
	200	268	250...500	GV6P500H	98645

It is recommended to check with Customer care team for selection, recommendation, and availability of stockable and non stockable references

✓ NORMAL STOCK ITEMS

W.E.F. January 17th, 2024

TeSys Power

Circuit Breakers for Motor Protection

Accessories for Motor Circuit Breakers

Description	Reference	Unit MRP [₹]	
For GV2			
Front contact NO or NC ⁽¹⁾	GVAE1	1195	
Front contact NO + NC	GVAE11 <input checked="" type="checkbox"/>	1465	
	GVAE20	1615	
Side contact NO + NC	GVAN11 <input checked="" type="checkbox"/>	1765	
	GVAN20	1765	
Fault signalling contact + 1NO contact ⁽²⁾	GVAD1010 <input checked="" type="checkbox"/>	2300	
Fault signalling contact + 1NC contact ⁽²⁾	GVAD1001	2300	
Short circuit signalling contact block 1 C/O	GVAM11	2195	
Under voltage trip	110 ... 115V 50Hz	GVAU115	4735
	220 ... 240V 50Hz	GVAU225	4200
	380 ... 400V 50Hz	GVAU385	4200
Shunt trip	110 ... 115V 50Hz	GVAS115	4200
	220 ... 240V 50Hz	GVAS225	4200
	380 ... 400V 50Hz	GVAS385	4200
Additive limiter for increasing breaking capacity to 100kA for GV2ME and GV2P.	GV1L3	6775	
Connection block - GV2 with contactor LC1-D09..D38	GV2AF3	820	
Connection block - LS1 D32 or GV2 with Contactor LC1-K or LP1-K	GV2AF01	890	
Empty enclosure for GV2ME - plastic	GV2MP02	3905	
	GV2MC02	4290	

(1) Choice of NC or NO contact operation depending on which way round the reversible block is mounted.

(2) The GV-AD is always mounted next to the circuit breaker.

Busbars

Connection Pitch	No. of Tapoff Points	Reference	Unit MRP [₹]
For GV2			
45 mm	2	GV2G245	2300
	4	GV2G445	3620
54 mm	2	GV2G254	2100
	3	GV2G354	2360
	4	GV2G454	2955
72 mm	5	GV2G554	3200
	4	GV2G472	3620

Description	Reference	Unit MRP [₹]
Accessories for Busbars		
Terminal block - to supply one or more 3-pole busbar GV2	GV2G05	4535
Protective end covers for unused busbar outlets	GV1G10	800
Terminal block for connection from top	GV1G09	2370

Accessories for Motor Circuit Breakers

Description	Reference	Unit MRP [₹]
For GV2-P/GV2-L		
External operator - IP54, Black	GV2APN01 <input checked="" type="checkbox"/>	4165
External operator - IP54, Yellow/Red	GV2APN02	7755
For GV3P/GV3L		
Auxiliary Contacts		
Front contact: 1 NO (fault) + 1NC (Auxiliary)	GVAED011	1520
Front contact: 1 NO (fault) + 1NO (Auxiliary)	GVAED101	1670
Busbar		
3-pole, 3 tap, 64 mm pitch	GV3G364	2210
S-shape bus bar	GV3S	1655
External Operator		
IP54, Black	GV3APN01	5025
IP54, Yellow/Red	GV3APN02	4865

Note: All other accessories are same as of GV2.

Busbars GV3G364 and GV3S are not compatible with GV3*73 and GV3*80.

Description	Operating Voltage	Reference	Unit MRP [₹]
For GV5 and GV6			
Clip-on connector - upto 150 A - 1.5..95 mm ²	-	GV7AC021	1445
Clip-on connector- upto 220 A - 1.5..185 mm ²	-	GV7AC022	1990
Front rotary handle			
GV7AP GV7R - black handle ⁽²⁾		GV7AP01	10470
Terminal shields IP405 ⁽¹⁾	-	GV7AC01	3725

(1) Terminal shields cannot be used together with spreaders.

(2) For mounting direct rotary handle on enclosure door.

This accessory makes it possible to open the door if the device is closed and prevents the device from being closed if the door is open.

(3) For Circuit breaker not fitted with a rotary handle

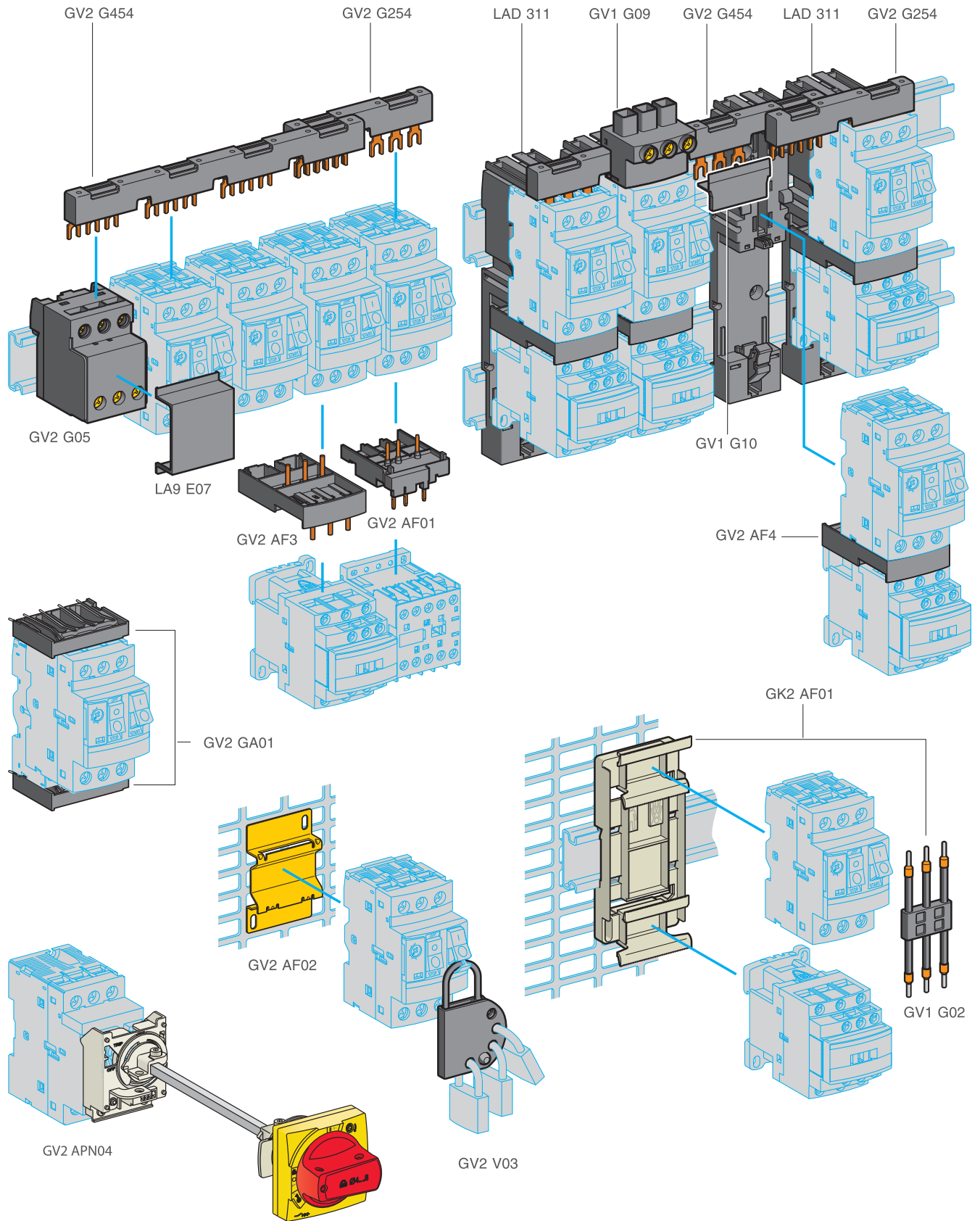
It is recommended to check with Customer care team for selection, recommendation, and availability of stockable and non stockable references

NORMAL STOCK ITEMS

W.E.F. January 17th, 2024

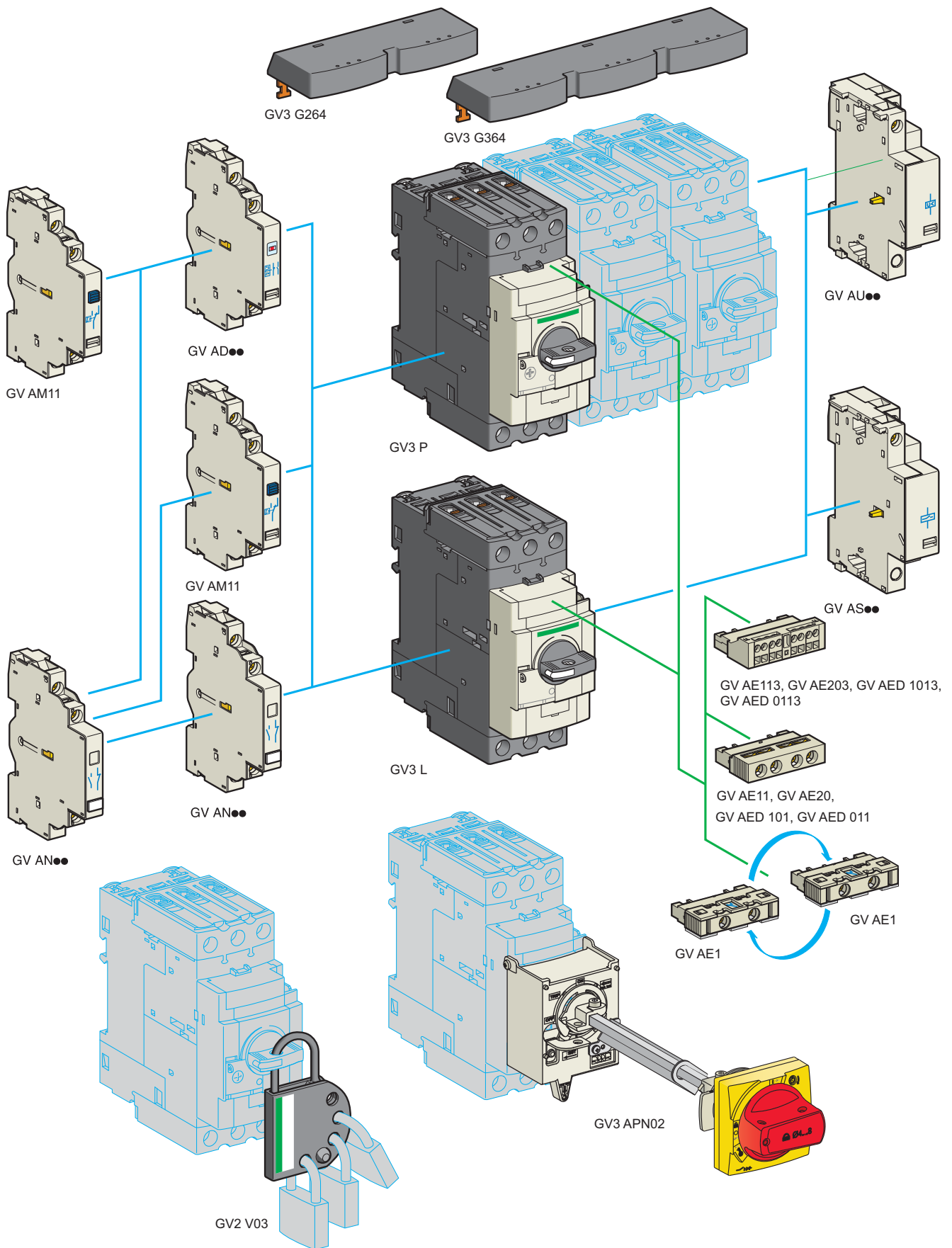
TeSys

Accessories compatibility



TeSys

Accessories compatibility



TeSys Control

TeSys Switches

Vario Switch Disconnectors

[Ithe] Conventional Thermal Current**	Poles Description	Rated Operational Power (AC-23)*	Reference	Unit MRP [₹]
Complete Enclosed Switches				
• Range 12 to 175A, IP 65 Sealable and Lockable				
10	3P	4 kW	VCF02GE	4110
16	3P	5.5 kW	VCF01GE	4470
20	3P	7.5 kW	VCF0GE	5435
25	3P	11 kW	VCF1GE	5830
32	3P	15 kW	VCF2GE	6830
50	3P	22 kW	VCF3GE	10565
63	3P	30 kW	VCF4GE	12360

* Rated Power at 415V
** Ith in enclosure

For Switch Type (Amps)	Mounting Arrangement	Ingress	Reference	Unit MRP [₹]
Operators (Padlockable)				
12 - 40	4 Screw Fixing	IP65	KCF1PZ	1175
63 - 80	4 Screw Fixing	IP65	KCF2PZ	1245
125 - 175	4 Screw Fixing	IP40	KCF3PZ	5030

Vario Switch Disconnectors

[Ithe] Conventional Thermal Current**	Poles Description	Reference	Unit MRP [₹]
Complete Switch with Padlockable Operator			
• Suitable for Front Mounting or Base Mounting			
12	3P	VCF02	2580
20	3P	VCF01	2810
25	3P	VCF0	3275
32	3P	VCF1	3435
40	3P	VCF2	4255
63	3P	VCF3	8620
80	3P	VCF4	7215
125	3P	VCF5	16530
175	3P	VCF6	20040
Switch Bodies			
12		V02	1680
20		V01	1940
25		V0	2305
32		V1	2810
40		V2	3435
63		V3	4780
80		V4	6285
125		V5	12750
175		V6	16275

Accessories

Description	For Use with Switch Bodies	Rating in A	Pole Composition	Earth Contact	Auxiliary Contacts	Reference	Unit MRP [₹]
Vario Add-on Modules ⁽¹⁾							
Main Pole Module	V02/VCF02	12	1P	-	-	VZ02	1205
	V01/VCF01	20	1P	-	-	VZ01	1225
	V0/VCF0	25	1P	-	-	VZ0	1305
	V1/VCF1	32	1P	-	-	VZ1	1275
	V2/VCF2	40	1P	-	-	VZ2	1365
	V3/VCF3	63	1P	-	-	VZ3	1775
	V4/VCF4	80	1P	-	-	VZ4	1775
Neutral Pole Module ⁽²⁾	V02 / VCF02 to V2 / VCF2	-	1N	-	-	VZ11	1465
	V3 / VCF3 to V4 / VCF4	-	1N	-	-	VZ12	1960
	V5 / VCZ5 to V6 / VCZ6	-	1N	-	-	VZ13	4050
Earthing Module	V02 / VCF02 to V2 / VCF20	-	-	-	-	VZ14	1445
	V3 / VCF3 to V4 / VCF4	-	-	1	-	VZ15	1705
	V5 / VCZ5 to V6 / VCZ6	-	-	1	-	VZ16	2650
Auxiliary Contact Block Module	V02/ VCF02 to V6 / VCZ6	-	-	-	1NO + 1NC	VZ7	1510
	V2/ VCF02 to V6 / VCZ6	-	-	-	2NO	VZ20	1510

(1) For mounting option of modules, please refer to the technical catalogue.

(2) With early make and late break contacts

Description	For Use With	Reference	Unit MRP [₹]
Components for Door Interlocking			
Shaft extension - for Mini-VARIO and VARIO - V02..V2	V02...V2	VZ17	1445
	V02...V2	VZ30	1705
Shaft extension - for Mini-VARIO and VARIO - V3 V4 V5 V6	V3, V4, V5, V6	VZ18	1705
	V3, V4, V5, V6	VZ31	1940
Door interlock plate	VZ17 / VZ30	KZ32	500
	VZ18/31	KZ74	860
Input Terminal Protection Shrouds			
Terminal Shrouds	V02 - V2	VZ8	490
	V3 - V4	VZ26	425
	V3 - V4	VZ9	515
	V5 - V6	VZ27	425
	V5 - V6	VZ10	645
	V02 - V6	VZ28	720
	V02 - V6	VZ29	590

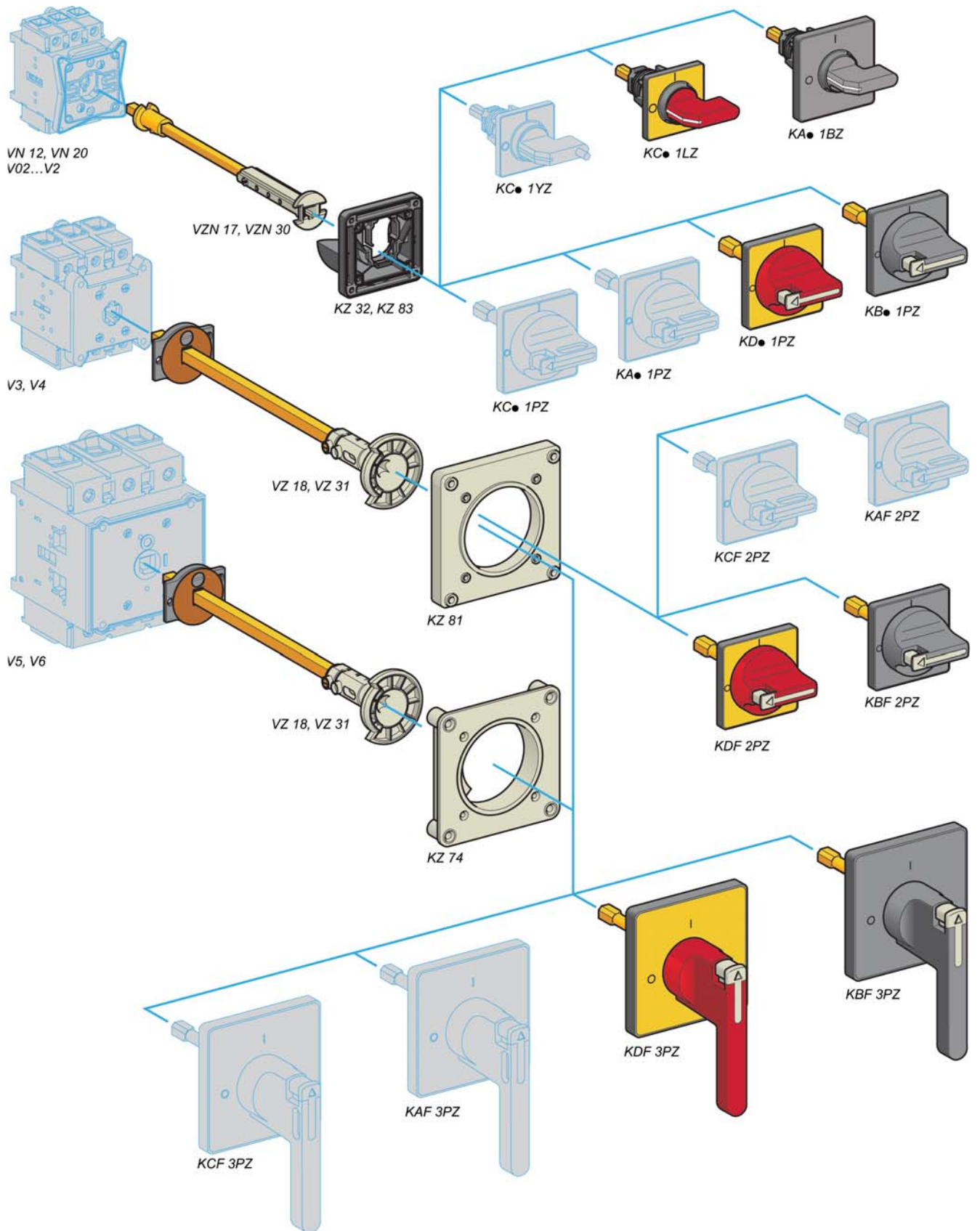
For details on non standard references, technical parameters, accessories, compatibility, stockable and non stockable status please contact Customer Care

NORMAL STOCK ITEMS

W.E.F. January 17th, 2024

TeSys Control

Accessories for Switches





Smarter Load Management with TeSys Island

The Key to Unprecedented Efficiency

Digital Load Manager

TeSys Island - the innovative & digital multifunctional load management solution up to 80A

Industry 4.0

Predictive Maintenance

Cyber Secure



TeSys Active

TeSys Island

• All-in-one Solution for Versatile & Flexible Load Management •

Motor Protection

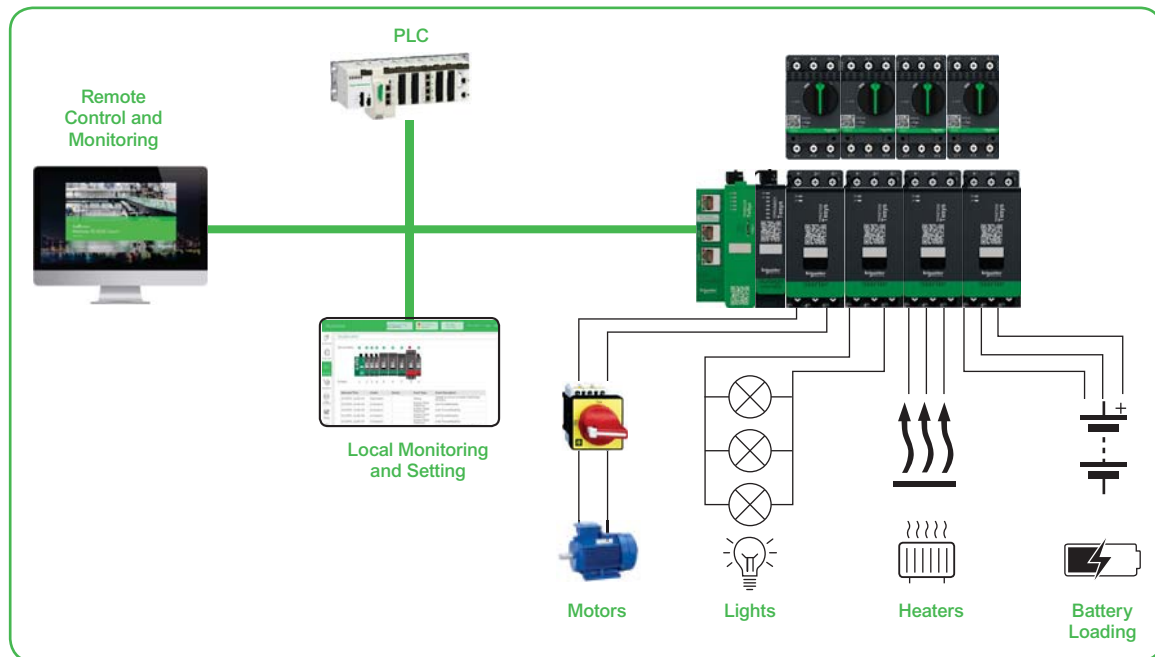
- Motor Overload
- Over/Under Current
- Jam/Stall
- Long Start
- Rapid Restart Lockout

Upstream Protection

- Phase Loss
- Phase Reversal
- Phase Unbalance
- Ground Current Detection

Analytics

- Health Diagnostic
- Energy Management
- Demand Management



Designation	Product Specification	Commercial Reference
TeSys island components		
Standard Starter	9A (AC-3)	TPRST009
Standard Starter	25A (AC-3)	TPRST025
Standard Starter	38A (AC-3)	TPRST038
Standard Starter	65A (AC-3)	TPRST065
Standard Starter	66A (AC-3) - 80A (AC-1)	TPRST080
SIL Starter	9A (AC-3)	TPRSS009
SIL Starter	25A (AC-3)	TPRSS025
SIL Starter	38A (AC-3)	TPRSS038
SIL Starter	65A (AC-3)	TPRSS065
SIL Starter	66A (AC-3) - 80A (AC-1)	TPRSS080
Power interface module	9A (AC-3)	TPRPM009
Power interface module	38A (AC-3)	TPRPM038
Power interface module	80A (AC-3)	TPRPM080
Voltage interface module		TPRVM001
SIL interface module		TPRSM001
Digital I/O module	(4 input - 2 output)	TPRDG4X2
Analog I/O module	(2 input - 1 output)	TPRAN2X1
Bus Coupler	EtherNet/IP - Modbus TCP	TPRBCEIP
Bus Coupler	PROFINET	TPRBCPFN
Bus Coupler	PROFIBUS	TPRBCPFIB
Assembly and Wiring Kits		
Kit for reversing starter application	for 9, 25, 38A (size 1 and 2) starters	LAD9R1
Kit for reversing starter application	for 65, 80A (size 3) starters	LAD9R3
Jumper bar 3-pole for Star Delta application	for 9, 25, 38A (size 1 and 2) starters	LAD9P3
Kit for reversing starter application	for 65, 80 A (size 3) starters, a hazard sticker is provided	LAD9SD3S

*Architecture shown above is only for graphical representation

TeSys Control

Ultra motor starters

Introduction

From traditional solution



Ultra motor starter- All in one block for advance protection

Motor circuit breaker:
GV2L



Magnetic protection
> short-circuit protection

Contactor:
LC1D



Control
> Start/Stop

Status monitoring
> signaling
> alarm monitoring

Protection relay:
LRD



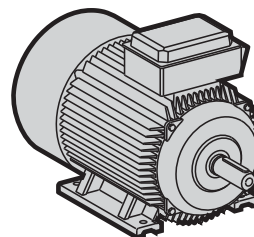
Thermal protection
> overload



Ultra motor starter
> All basic or advanced protection and control functions in one block

and more...

- > Overload indication and alarm
- > Status report, remote control via communication bus



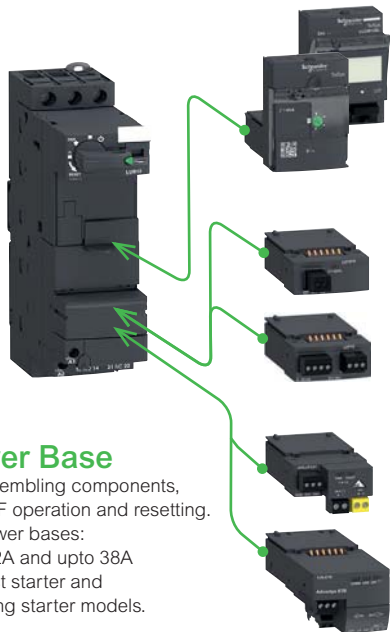
Ultra motor starters
can be used in
80 %
of motor protection and control applications.

TeSys Control

Ultra motor starters



- Total Coordinated Starter – 3 functions in a single device
- Compact Starter, DOL / RDOL upto 18.5kW (38A, AC-3) in 45mm width
- Direct connectivity to Modbus / Profibus / CANopen / DeviceNet
- Higher switching life - 15Million operations, 2Million AC-43 electrical life
- Breaking capacity upto 130kA



Power Base

For assembling components, ON/OFF operation and resetting.
 > 3 power bases:
 upto 12A and upto 38A
 > Direct starter and reversing starter models.

Control Unit

Performs all the electrical protection functions to cover main applications from 0 to 38A.

Some of these also provide advanced measurement, alarm and display functions.

4 simple function modules

Thermal overload alarm Indication of motor load
 Thermal overload signalling and manual reset
 Thermal overloaded signalling and automatic or remote reset.

4 communication modules

Profibus DP
 CANopen
 DeviceNet
 Modbus.

40%

“TeSys solutions allow us to reduce the size of our enclosure” says a panel builder from the water treatment sector

60%

“Late customization means that we can build 60% of the panels, even though the project design has not yet been completed” says an engineer in a food processing industry

Quick Selection

Select 1	+	Select 1	Optional	or	Optional	or	Optional											
Base Power Unit Non-Reversing LUB 120 0.. 12A with terminal 12 0.. 12A no terminal 120* 0.. 32A with terminal 32 0.. 32A no terminal 320* 0.. 38A with terminal 38 0.. 38A no terminal 380* Reversing LU2B 120 BL 0.. 12A with terminal 12 0.. 12A no terminal 120* 0.. 32A with terminal 32 0.. 32A no terminal 320* 0.. 38A with terminal 38 0.. 38A no terminal 380* 24 V DC BL 24 V AC B 48...72 VAC or 48 VDC ES 110...240 VAC/DC FU <small>*prewired cables to be ordered separately</small>		Control Unit LUC B X6 BL Class 10, 3Ph B Class 10, 1Ph C Class 20, 3Ph D 0.15 to 0.6 A X6 0.35 to 1.4 A 1X 1.25 to 5 A 05 3 to 12 A 12 4.5 to 18 A 18 8 to 38 A 38 24V DC BL 24VAC B 48...72 VAC/48 VDC ES 110...240VAC/DC FU	Communication Module* LULC 033 Modbus Serial 033 Profibus DP 07 CANopen 08 DeviceNet 09 Prewired Cables <table border="1"> <thead> <tr> <th>Description</th> <th>Reference</th> </tr> </thead> <tbody> <tr> <td>Prewired cable for non-reversing power base</td> <td>LU9BN11C or LU9BN11L</td> </tr> <tr> <td>Prewired cable for reversing power base</td> <td>LU9MRC or LU9MRL</td> </tr> </tbody> </table>	Description	Reference	Prewired cable for non-reversing power base	LU9BN11C or LU9BN11L	Prewired cable for reversing power base	LU9MRC or LU9MRL	Function Module LUF DH11 Fault diff. with manual reset DH11 Fault diff. with auto reset DA10 Thermal overload pre-alarm W10 Motor load indication (4-20mA) V2	Auxiliary Contacts LUFN 11 Contactor auxiliary contacts 1NO + 1NC 11 2NC 02 2NO 20 Side contacts 2NO LUA8E20 Power auxiliary contacts (trip status) LUA1C 20 1NO + 1NC 11 2NO 20	Accessories <table border="1"> <thead> <tr> <th>Description</th> <th>Reference</th> </tr> </thead> <tbody> <tr> <td>Line spacer for UL508 Type E</td> <td>LU9SPO</td> </tr> <tr> <td>Current limiter 130kA@460V</td> <td>LUALB1</td> </tr> </tbody> </table>	Description	Reference	Line spacer for UL508 Type E	LU9SPO	Current limiter 130kA@460V	LUALB1
Description	Reference																	
Prewired cable for non-reversing power base	LU9BN11C or LU9BN11L																	
Prewired cable for reversing power base	LU9MRC or LU9MRL																	
Description	Reference																	
Line spacer for UL508 Type E	LU9SPO																	
Current limiter 130kA@460V	LUALB1																	

*Suitable with 24V DC starter variant only

Note: For prices please contact Customer Care

Wherever productivity is a concern, intelligence to Motor Control is the solution



TeSys T Intelligence system optimises the operational performance of LV motors through advanced protections and embedded intelligent functions inside intelligent Motor Control Centre (iMCC)



Tesys T Motor Management Systems

TeSys T covers all load monitoring and protection needs from feeders to critical process automation through advanced diagnostics, statistics, and alarms that help in anticipating unexpected production halts and minimize downtime. In addition, the system's connectivity and access to real-time data provides key information to enhance the efficiency, operation and safety of the process.

TeSys T Controller:

Intelligent motor controller for 1P/3P Motors with built in CT up to 100Amps with accurate monitoring and protection functions, 6DI, 4DO, 1CBCT input, 1 Temperature probe

Protection Functions:

- Thermal overload
- Phase imbalance and phase overloads
- Temperature monitoring via probes
- Phase reversal
- Ground fault detection
- Long start and Jam protection
- Load shedding
- Load fluctuations
- power factor monitoring

Monitoring Functions:

- Phase and average current
- Line to Line and average voltage
- Motor temperature, ground current
- Active and Reactive Energy
- Frequency & Power Factor
- Detailed Fault history
- Fault counts
- motor statistics

Control Functions:


- Local / Remote / HMI control
- Predefined programs for DOL, RDOL, Star-delta, two-speed starters

Communication:



Quick Selection

TeSys T Controller

Reference	
	LTM R 100 E BD
Current Range	0.4 - 8 A 08
	1.35 - 27 A 27
	5 - 100 A 100
Network Protocol	CAN Open C
	DeviceNet D
	Ethernet IP / Modbus TCP/IP E
	Modbus M
	Profibus DP P
Control Voltage	24 V DC BD
	110-240V AC FM



TeSys T
Full and Flexible
Intelligent Motor
Management System

TeSys T Accessories

TeSys T Expansion Module^{1,2}



Control Voltage	Reference
24 V DC	LTM EV40BD
110V AC	LTM EV40FM

¹ Required for Voltage & Power measurement

² 4 digital inputs

Connector for Expansion



Length (m)	Reference
0.04	LTMCC004 ³

³ Sold in lots of 6


Ground Fault CT's



Primary [A]	Internal Ø "d" [mm]	Reference
65	30	50437
85	50	50438
160	80	50439
250	120	50440
400	200	50441
630	300	50442

Description	Composition	Reference
Programming software SoMove	1 Program for each PC	On request
PC connecting cable	USB to RS485 Converter	TCSMCMAM3M002P

Operator Control Display



Description	Reference
Operator Control Display with configuration backup	LTM CUF

Controller to Display Cable



Length (m)	Reference
1.0	LTM9CU10
3.0	LTM9CU30

Current Transformers⁴



Primary [A]	Secondary [A]	Reference
100	1	LT6 CT1001
200	1	LT6 CT2001
400	1	LT6 CT4001
800	1	LT6 CT8001

Note: For prices please contact Customer Care

Type 2 Co-ordination chart with TeSys range

Type 2 co-ordination chart for Direct-On-Line starter with circuit breaker and overload protection built into the circuit breaker

Reliable switching for IE2/IE3/IE4 motors



IE2



IE3



IE4

Rated operational voltage, $U_e = 400/415V, 50/60Hz$
Short Circuit Current (I_q) = 50kA

Sr. No.	3Φ Motor power in kW	Current in A	Circuit Breaker	Setting range of thermal trips (A)	Contactor
1	0.06	0.2	GV2P02 or GV2ME02	0.16...0.25	LC1D09
2	0.09	0.3	GV2P03 or GV2ME03	0.25...0.4	LC1D09
3	0.12	0.44	GV2P04 or GV2ME04	0.4...0.63	LC1D09
4	0.18	0.6	GV2P04 or GV2ME04	0.4...0.63	LC1D09
5	0.25	0.85	GV2P05 or GV2ME05	0.63...1	LC1D09
6	0.37	1.0	GV2P05 or GV2ME05	0.63...1	LC1D09
7	0.55	1.5	GV2P06 or GV2ME06	1...1.6	LC1D09
8	0.75	1.9	GV2P07 or GV2ME07	1.6...2.5	LC1D09
9	1.1	2.7	GV2P08 or GV2ME08	2.5...4	LC1D09
10	1.5	3.6	GV2P08 or GV2ME08	2.5...4	LC1D09
11	2.2	4.9	GV2P10 or GV2ME10	4...6.3	LC1D09
12	3	6.5	GV2P14 or GV2ME14	6...10	LC1D09
13	4	8.5	GV2P14 or GV2ME14	6...10	LC1D09
14	5.5	11.5	GV2P16	9...14	LC1D25
15	7.5	15.5	GV2P20	13...18	LC1D25
16	9	18.1	GV2P21	17...23	LC1D25
17	11	22	GV2P22	20...25	LC1D25
18	15	29	GV2P32	25...40	LC1D32
19	18.5	35	GV3P40	30...40	LC1D50A
20	22	41	GV3P50	37...50	LC1D50A
21	30	55	GV3P65	48...65	LC1D65A
22	37	66	GV4PE/PEM80 ^{*(2)}	62...73	LC1D80
23	45	80	GV4PE/PEM115 ^{*(2)}	65...115	LC1D115
24	55	97	GV4PE/PEM115 ^{*(2)}	65...115	LC1D115
25	75	132	GV5P150 ^{*(2)}	70...150	LC1D150
26	90	160	GV5P220 ^{*(2)}	100...220	LC1G185
27	110	195	GV5P220 ^{*(2)}	100...220	LC1G225
28	132	230	GV6P320 ^{*(2)}	160...320	LC1G265
29	160	280	GV6P320 ^{*(2)}	160...320	LC1G330
30	220	385	GV6P500 ^{*(2)}	250...500	LC1G500
31	250	450	GV6P500 ^{*(2)}	250...500	LC1G500

(1) The breaking performance of circuit-breakers GV2 P can be increased by adding a current limiter GV1 L3

(2) Reference to be completed by replacing the * with the breaking performance code as per table given below:

Circuit breaker type	GV5P150*	GV5P220*	GV5P320*	GV6P500*	GV4PE/PEM80*	GV4PE/PEM115*
Breaking performance I_q (kA) at 400/415V	70	70	70	70	50	50
Breaking performance code	H	H	H	H	N	N

For advanced protection, protection with Electronic Overcurrent Relays, heavy starting, please contact our sales teams.

Type 2 Co-ordination chart

Type 2 co-ordination chart for Direct-On-Line starter with circuit breaker and separate thermal overload relay

Reliable switching for IE2/IE3/IE4 motors



IE2



IE3



IE4

Rated operational voltage, $U_e = 400/415V, 50/60Hz$
Short Circuit Current (I_q) = 50kA

Sr. No.	3Φ Motor power in kW	Current in Amps	Circuit Breaker	Contactor	Overload relay	
					Type	Range (A)
1	0.06	0.2	GV2L03 or GV2LE03	LC1D09	LRD02	0.16...0.25
2	0.09	0.3	GV2L03 or GV2LE03	LC1D09	LRD03	0.25...0.40
3	0.12	0.44	GV2L04 or GV2LE04	LC1D09	LRD04	0.4...0.63
4	0.18	0.6	GV2L04 or GV2LE04	LC1D09	LRD04	0.4...0.63
5	0.25	0.85	GV2L05 or GV2LE05	LC1D09	LRD05	0.63...1
6	0.37	1.0	GV2L05 or GV2P06	LC1D09	LRD05	0.63...1
7	0.55	1.5	GV2L06 or GV2LE06	LC1D09	LRD06	1...1.7
8	0.75	1.9	GV2L07 or GV2LE07	LC1D09	LRD07	1.6...2.5
9	1.1	2.7	GV2L08 or GV2LE08	LC1D09	LRD08	2.5...4
10	1.5	3.6	GV2L08 or GV2LE08	LC1D09	LRD08	2.5...4
11	2.2	4.9	GV2L10 or GV2LE10	LC1D09	LRD10	4...6
12	3	6.5	GV2L14 or GV2LE14	LC1D09	LRD12	5.5...8
13	4	8.5	GV2L14 or GV2LE14	LC1D09	LRD14	7...10
14	5.5	11.5	GV2L16	LC1D25	LRD16	9...13
15	7.5	15.5	GV2L20	LC1D25	LRD21	12...18
16	9	18.1	GV2L22	LC1D25	LRD22	16...24
17	11	22	GV2L22	LC1D25	LRD22	16...24
18	15	29	GV3L32	LC1D40A	LRD332	23...32
19	18.5	35	GV3L40	LC1D50A	LRD340	30...40
20	22	41	GV3L50	LC1D50A	LRD350	37...50
21	30	55	GV3L65	LC1D65A	LRD365	48...65
22	37	66	GV4L/LE80 ⁽¹⁾	LC1D80	LRD3363	63...80
23	45	80	GV4L/LE115 ⁽¹⁾	LC1D115	LR9D5367	60...100
24	55	97	GV4L/LE115 ⁽¹⁾	LC1D115	LR9D5369	90...150
25	75	132	NSX160*MA ⁽¹⁾	LC1D150	LR9D5369	90...150
26	90	160	NSX250*MA ⁽¹⁾	LC1G185	LR9G225	57...225
27	110	195	NSX250*MA ⁽¹⁾	LC1G225	LR9G225	57...225
28	132	230	NSX400* + Mic 1.3M ⁽¹⁾	LC1G265	LR9G500	125...500
29	160	280	NSX400* + Mic 1.3M ⁽¹⁾	LC1G330	LR9G500	125...500
30	200	350	NSX630* + Mic 1.3M ⁽¹⁾	LC1G400	LR9G500	125...500
31	220	388	NSX630* + Mic 1.3M ⁽¹⁾	LC1G500	LR9G500	125...500
32	250	430	NSX630* + Mic 1.3M ⁽¹⁾	LC1G500	LR9G500	125...500

(1) Reference to be completed by replacing the * with the breaking performance code as per table given below:

Circuit breaker type	NSX100*MA	NSX160*MA, NSX250*MA	NSX400* NSX630*	GV4L/LE80*	GV4L/LE115*
Breaking performance I_q (kA) at 400/415V	50	50	50	50	50
Breaking performance code	N	N	N	N	N

For advanced protection, protection with Electronic Overcurrent Relays, heavy starting, please contact our sales teams.

Type 2 Co-ordination chart

Type 2 co-ordination chart for Star Delta starters with circuit-breaker and separate thermal overload relay

Reliable switching for IE2/IE3/IE4 motors



IE2



IE3



IE4

Rated operational voltage, $U_e = 400/415V, 50/60Hz$
Short Circuit Current (I_q) = 50kA

Sr. No.	3 Φ Motor power in kW	Line current in Amps	Phase current in Amps	Circuit Breaker	Main/Delta Contactor	Star Contactor	Overload Relay	
							Type	Range (A)
1	5.5	11.5	6.6	GV2L16	LC1D25	LC1D09	LRD12	5.5..8
2	7.5	15.5	8.9	GV2L20	LC1D25	LC1D09	LRD14	7..10
3	9	18.1	10.5	GV2L22	LC1D25	LC1D09	LRD16	9..13
4	11	22	12.7	GV2L22	LC1D25	LC1D09	LRD21	12..18
5	15	29	16.7	GV3L32	LC1D40A	LC1D09	LRD318	12..18
6	18.5	35	20.2	GV3L40	LC1D50A	LC1D09	LRD325	17..25
7	22	41	23.7	GV3L50	LC1D50A	LC1D18	LRD332	23..32
8	30	55	31.8	GV3L65	LC1D65A	LC1D18	LRD340	30..40
9	37	66	38.1	GV3L73	LC1D80A	LC1D32	LRD350	37..50
10	37	66	38.1	GV4L/LE80 ⁽¹⁾	LC1D80A	LC1D32	LRD3357	37..50
11	45	80	46.2	GV4L/LE115 ⁽¹⁾	LC1D115	LC1D65A	LRD3357	37..50
12	55	97	56	GV4L/LE115 ⁽¹⁾	LC1D115	LC1D65A	LRD3359	48..65
13	75	132	76.2	NSX160*MA150 ⁽¹⁾	LC1D150	LC1D65A	LR9D5367	60 ... 100
14	90	160	92.4	NSX250*MA220 ⁽¹⁾	LC1G115	LC1D65	LR9G115	28 ... 115
15	110	195	112.6	NSX250*MA220 ⁽¹⁾	LC1G150	LC1D80	LR9G225	57 ... 225
16	132	230	132.8	NSX400*Mic 1.3M ⁽¹⁾	LC1G150	LC1D80	LR9G225	57 ... 225
17	160	280	161.7	NSX400*Mic 1.3M ⁽¹⁾	LC1G185	LC1D115	LR9G225	57 ... 225
18	200	350	202.1	NSX630*Mic 1.3M ⁽¹⁾	LC1G225	LC1G150	LR9G225	57 ... 225
19	220	388	224	NSX630*Mic 1.3M ⁽¹⁾	LC1G265	LC1G150	LR9G500	125 ... 500
20	250	430	248.3	NSX630*Mic 1.3M ⁽¹⁾	LC1G265	LC1G150	LR9G500	125 ... 500

(1) Reference to be completed by replacing the * with the breaking performance code as per table given below:

Circuit breaker type	NSX100*MA	NSX160*MA, NSX250*MA	NSX400* NSX630*	GV4L/LE80*	GV4L/LE115*
Breaking performance I_q (kA) at 400/415V	50	50	50	50	50
Breaking performance code	N	N	N	N	N

For advanced protection, protection with Electronic Overcurrent Relays, heavy starting, please contact our sales teams.

Type 2 Co-ordination chart

Type 2 co-ordination chart for Star Delta starter with circuit breaker and overload protection built into circuit breaker

Reliable switching for IE2/IE3/IE4 motors



IE2



IE3



IE4

Rated operational voltage, $U_e = 400/415V, 50/60Hz$
Short Circuit Current (I_q) = 50kA / 70kA as per table

Sr. No.	3 ϕ Motor power in kW	Line current in Amps	Phase current in Amps	I_q (kA)	Circuit Breaker	Main/Delta Contactor	Star Contactor
1	5,5	11.5	6.6	50	GV2P16	LC1D25	LC1D09
2	7,5	15.5	8.9	50	GV2P20	LC1D25	LC1D09
3	9	18.1	10.5	50	GV2P21	LC1D25	LC1D09
4	11	22	12.7	50	GV2P22	LC1D25	LC1D09
5	15	29	16.7	50	GV3P32	LC1D40A	LC1D09
6	18,5	35	20.2	50	GV3P40	LC1D50A	LC1D09
7	22	41	23.7	50	GV3P50	LC1D50A	LC1D18
8	30	55	31.8	50	GV3P65	LC1D65A	LC1D32
9	37	66	38.1	50	GV3P73	LC1D80A	LC1D32
10	37	66	38.1	70	GV4PE/PEM80 ^{*(1)}	LC1D80A	LC1D32
11	45	80	46.2	70	GV4PE/PEM115 ^{*(1)}	LC1D115	LC1D65A
12	55	97	56.0	70	GV4PE/PEM115 ^{*(1)}	LC1D115	LC1D65A
13	75	132	76.2	70	GV5P150 ^{*(1)}	LC1 D150	LC1D150
14	90	160	92.4	70	GV5P220 ^{*(1)}	LC1 G115	LC1D65
15	110	195	112.6	70	GV5P220 ^{*(1)}	LC1 G150	LC1D80
16	132	230	132.8	70	GV6P320 ^{*(1)}	LC1G150	LC1D95
17	160	280	161.7	70	GV6P320 ^{*(1)}	LC1G185	LC1G115
18	220	388	224.0	70	GV6P500 ^{*(1)}	LC1G265	LC1G150
19	250	430	248.3	70	GV6P500 ^{*(1)}	LC1G265	LC1G150

(1) Reference to be completed by replacing the * with the breaking performance code as per table given below:

Circuit breaker type	GV5P150*	GV5P220*	GV5P320*	GV6P500*	GV4PE/PEM80*	GV4PE/PEM115*
Breaking performance I_q (kA) at 400/415V	70	70	70	70	50	50
Breaking performance code	H	H	H	H	N	N

Type 2 Co-ordination chart with TeSys range (With TeSys G Contactors and Relays)

Type 2 co-ordination chart for Direct-On-Line starter with circuit breaker and overload protection built into the circuit breaker

Reliable switching for IE2/IE3/IE4 motors



IE2



IE3



IE4

Rated operational voltage, $U_e = 400/415V, 50/60Hz$
Short Circuit Current (I_q) = 50kA

45 to 250 kW at 400/415V: type 2 coordination (with ref. GV4, GV5, GV6 circuit breakers)							
Sr. No.	Standard power ratings of 3-phase motors 50/60 Hz in category AC-3e			Circuit breaker			Contactor
	400/415V			Reference ⁽¹⁾	I _r Setting	I _{rm}	Reference
	P	I _e	I _q (max)				
	kW	A	kA	A	A		
1	45	80	100	GV4P/GV4PE/GV4PEM115●	86	1118	LC1G115
2	55	97	100	GV4P115●	100	1300	LC1G115
3	55	97	70	GV5P150●	100	1300	LC1G115
4	75	132	70	GV5P150●	140	1820	LC1G150
5	90	160	70	GV5P220●	170	2210	LC1G185
6	110	195	70	GV5P220●	200	2600	LC1G225
7	110	195	70	GV6P320●	200	2600	LC1G265
8	132	230	70	GV6P320●	240	3120	LC1G265
9	160	280	70	GV6P320●	300	3900	LC1G330
10	200	350	70	GV6P500●	380	4940	LC1G400
11	220	380	70	GV6P500●	400	5200	LC1G500
12	250	430	70	GV6P500●	440	5720	LC1G500

(1) Reference to be completed by replacing the ● with the breaking performance code:

Breaking performance I_q (kA)

Code	GV4P/GV4PE/GV4PEM115●			GV5P150●/ 220● GV6P320●/ 500●	
	B	N	S	F	H
400/415V	25	50	100	36	70

Type 2 Co-ordination chart with TeSys range (With TeSys G Contactors and Relays)

Type 2 co-ordination chart for Direct-On-Line starter with circuit breaker and separate relay

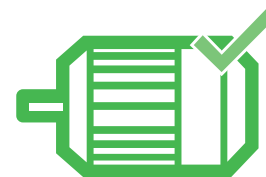
Reliable
switching for
IE2/IE3/IE4
motors



IE2



IE3



IE4

Rated operational voltage, $U_e = 400/415V, 50/60Hz$
Short Circuit Current (I_q) = 50kA

45 to 335 kW at 400/415V: type 2 coordination (with ref GV4, or NSX circuit breakers)								
Sr. No.	Standard power ratings of 3-phase motors 50/60 Hz in category AC-3e			Circuit breaker		Contactor	Contactor	
	400/415V			Reference ⁽¹⁾	I _{rm}	Reference	Reference	Ir Setting
	P	I _e	I _q (max)					
kW	A	kA		A			A	
1	45	80	100	GV4L/GV4LE115●	1265	LC1G115	LR9G115	80
2	55	97	100	GV4L/GV4LE115●	1100	LC1G115	LR9G225	80
3	45	80	130	NSX100● + MA	1265	LC1G115	LR9G115	97
4	55	97	130	NSX160● + MA	1500	LC1G115	LR9G225	97
5	75	132	130	NSX160● + MA	1800	LC1G150	LR9G225	132
6	90	160	130	NSX250● + MA	2640	LC1G185	LR9G225	160
7	110	195	130	NSX250● + MA	2640	LC1G225	LR9G225	195
8	110	195	130	NSX400● + Micrologic 1.3M	3520	LC1G265	LR9G500	195
9	132	230	130	NSX400● + Micrologic 1.3M	3520	LC1G265	LR9G500	230
10	160	280	130	NSX400● + Micrologic 1.3M	3840	LC1G330	LR9G500	280
11	200	350	130	NSX630● + Micrologic 1.3M	5500	LC1G400	LR9G500	350
12	220	380	130	NSX630● + Micrologic 1.3M	5500	LC1G500	LR9G500	380
13	250	430	130	NSX630● + Micrologic 1.3M	6000	LC1G500	LR9G500	430
14	300	460	130	NS800● + Micrologic 5	8800	LC1G630	LR9G630	460
15	335	575	130	NS800● + Micrologic 5	9600	LC1G630	LR9G630	575

(1) Reference to be completed by replacing the ● with the breaking performance code:

Breaking performance I_q (kA)

Code	GV4L115●/ GV4LE115●			NSX100●/ NSX160●/ NSX250●/ NSX400●/ NSX630●				NS800●		
	B	N	S	F	N	H	R	N	H	L
400/415V	25	50	100	36	50	70	200	50	70	150

Magnetic circuit breakers + Contactor + TeSys T + current transformers

90 to 250 kW at 400/415V: type 2 coordination									
Sr. No.	Standard power ratings of 3-phase motors 50/60 Hz in category AC-3e			Circuit breaker		Contactor	TeSys T Motor management controller	Current transformers	
	400/415V			Reference ⁽¹⁾	Rating I _{rm}	Reference	Reference ⁽²⁾	Ir Setting	Reference
	P	I _e	I _q (max)						
kW	A	kA		A			A		
1	90	160	130	NSX250● + MA	2200	LC1G185	LTMR08●●	160	LT6CT2001
2	110	195	130	NSX250● + MA	2640	LC1G225	LTMR08●●	195	LT6CT2001
3	132	230	130	NSX400● + Micrologic 1.3M	3200	LC1G265	LTMR08●●	230	LT6CT4001
4	150	280	130	NSX400● + Micrologic 1.3M	3840	LC1G330	LTMR08●●	280	LT6CT4001
5	200	350	130	NSX630● + Micrologic 1.3M	5000	LC1G400	LTMR08●●	350	LT6CT4001
6	220	388	130	NSX630● + Micrologic 1.3M	5500	LC1G500	LTMR08●●	388	LT6CT4001
7	250	430	130	NSX630● + Micrologic 1.3M	6000	LC1G500	LTMR08●●	430	LT6CT8001

(1) Reference to be completed by replacing the ● with the breaking performance code:

Breaking performance I_q (kA)

Code	NSX250●/ NSX400●/ NSX630●			
	F	N	H	R
400/415V	36	50	70	200

Type 2 Co-ordination chart with TeSys range (With TeSys G Contactors and Relays)

Type 2 co-ordination chart for Star Delta starter with circuit breaker and overload protection built into circuit breaker

Reliable switching for IE2/IE3/IE4 motors



IE2



IE3



IE4

Rated operational voltage, $U_e = 400/415V, 50/60Hz$
Short Circuit Current (I_q) = 50kA / 70kA as per table

Contactor: **Maximum operating rate:** 30 starts/hour - **Maximum starting time:** 30 seconds.
The coordination table is for normal starting conditions (Class 10e/ 20e). For other heavy starting applications with long start times, please contact technical support.
RE17RMMWS timer to be used for Star-Delta starter application.

90 to 250 kW at 400/415V: type 2 coordination								
Sr. No.	Standard power ratings of 3-phase motors 50/60 Hz in category AC-3			Circuit breaker			Contactor Line/ Delta	Contactor Star
	400/415V			Reference ⁽¹⁾	Ir Setting	Irm	Reference	
	P kW	Ie A	Iq (max) kA					
1	90	160	70	GV5P220●	170	1360	LC1G115	LC1D65
2	110	195	70	GV5P220●	200	1600	LC1G150	LC1D80
3	110	195	70	GV6P320●	200	1600	LC1G150	LC1D80
4	132	230	70	GV6P320●	240	1920	LC1G150	LC1D95
5	160	280	70	GV6P320●	300	2400	LC1G185	LC1G115
6	200	350	70	GV6P500●	380	3040	LC1G225	LC1G115
7	220	380	70	GV6P500●	400	3200	LC1G265	LC1G150
8	250	430	70	GV6P500●	440	3520	LC1G265	LC1G150

(1) Reference to be completed by replacing the ● with the breaking performance code:

Breaking performance Iq (kA)

Code	GV5P220● GV6P320●/GV6P500●	
	F	H
400/415V	36	70

90 to 450 kW at 400/415V: type 2 coordination								
Sr. No.	Standard power ratings of 3-phase motors 50/60 Hz in category AC-3			Circuit breaker			Contactor Line/ Delta	Contactor Star
	400/415V			Reference ⁽¹⁾	Ir Setting	Irm	Reference	
	P kW	Ie A	Iq (max) kA					
1	90	160	130	NSX250● + Micrologic 2.2M	170	1360	LC1G115	LC1D65
2	110	195	130	NSX250● + Micrologic 2.2M	200	1600	LC1G150	LC1D80
3	110	195	130	NSX400● + Micrologic 2.3M	200	1600	LC1G150	LC1D80
4	132	230	130	NSX400● + Micrologic 2.3M	240	1920	LC1G150	LC1D95
5	160	280	130	NSX400● + Micrologic 2.3M	300	2400	LC1G185	LC1G115
6	200	350	130	NSX630● + Micrologic 2.3M	380	3040	LC1G225	LC1G115
7	220	380	130	NSX630● + Micrologic 2.3M	400	3200	LC1G265	LC1G150
8	250	430	130	NSX630● + Micrologic 2.3M	440	3520	LC1G265	LC1G150
9	300	460	130	NS800● + Micrologic 5	480	3840	LC1G330	LC1G185
10	335	575	130	NS800● + Micrologic 5	640	5120	LC1G400	LC1G225
11	355	610	130	NS800● + Micrologic 5	640	5120	LC1G400	LC1G225
12	400	690	130	NS800● + Micrologic 5	720	5760	LC1G500	LC1G265
13	450	770	130	NS1000● + Micrologic 5	784	6272	LC1G500	LC1G330

(1) Reference to be completed by replacing the ● with the breaking performance code:

Breaking performance Iq (kA)

Code	NSX250●/ NSX400●/ NSX630●				NS800●/ NS1000●		
	F	N	H	R	N	H	L
400/415V	36	50	70	200	50	70	150

Type 2 Co-ordination chart with TeSys range (With TeSys G Contactors and Relays)

Type 2 Co-ordination chart for Direct-On-Line starter with circuit breaker and separate thermal overload relay

Reliable switching for IE2/IE3/IE4 motors



IE2



IE3



IE4

Contactor: **Maximum operating rate:** 30 starts/hour - **Maximum starting time:** 30 seconds.

The coordination table is for normal starting conditions (Class 10e/ 20e). For other heavy starting applications with long start times, please contact technical support.

RE17RMMWS timer to be used for Star-Delta starter application.

90 to 450 kW at 400/415V: type 2 coordination

Sr. No.	Standard power ratings of 3-phase motors 50/60 Hz in category AC-3			Circuit breaker		Contactor Line/ Delta	Contactor Star	Thermal overload relay	
	400/415V			Reference ⁽¹⁾	I _{rm}	Reference		Reference	Setting range
	P	I _e	I _q (max)						
	kW	A	kA	A	A				
1	90	160	130	NSX250● + MA	1980	LC1G115	LC1D65	LR9G115	92
2	110	195	130	NSX250● + MA	1980	LC1G150	LC1D80	LR9G225	113
3	110	195	130	NSX400● + Micrologic 1.3M	1920	LC1G150	LC1D80	LR9G225	113
4	132	230	130	NSX400● + Micrologic 1.3M	1920	LC1G150	LC1D80	LR9G225	133
5	160	280	130	NSX400● + Micrologic 1.3M	2560	LC1G185	LC1G115	LR9G225	162
6	200	350	130	NSX630● + Micrologic 1.3M	3000	LC1G225	LC1G150	LR9G225	202
7	220	380	130	NSX630● + Micrologic 1.3M	3500	LC1G265	LC1G150	LR9G500	219
8	250	430	130	NSX630● + Micrologic 1.3M	3500	LC1G265	LC1G150	LR9G500	248
9	300	460	130	NS800● + Micrologic 5	4000	LC1G330	LC1G185	LR9G500	266
10	335	575	130	NS800● + Micrologic 5	4800	LC1G400	LC1G225	LR9G500	332
11	355	610	130	NS800● + Micrologic 5	5600	LC1G400	LC1G225	LR9G500	352
12	400	627	130	NS800● + Micrologic 5	5600	LC1G400	LC1G225	LR9G500	362
13	450	695	130	NS800● + Micrologic 5	6400	LC1G500	LC1G265	LR9G500	401

(1) Reference to be completed by replacing the ● with the breaking performance code:

Breaking performance I_q (kA)

Code	NSX250●/ NSX400●/ NSX630●				NS800●		
	F	N	H	R	N	H	L
400/415V	36	50	70	200	50	70	150

Type 2 Recommended Selection Charts for Motor Feeder with EasyPact

Notes:

- Selection is for Normal Starting time (Relay Trip classes 10A/10) applications.
- Overload relay type LRE and EOCR both can be used. However, while using EOCR, setting of Trip class in EOCR should be up to 10/10A only.
- For high Inertia loads like Blowers, Pumps & ID/FD fans etc., if taking longer starting time, kindly consult us to derive the selection. However, this selection can still be used if these applications accept relay trip class 10A/10.
- Service factor of the motors considered is 1
- Selection is directly valid for Switching & Protection of Motors which comply to IS: 12615 efficiency class and can also be used for other non-standard motors whose starting current is less than or equal to starting currents as described in IS: 12615
- The rated motor current used for derivation is Full Load Current (FLC) for 3-phase, 4 Pole Squirrel Cage Induction Motors as indicated in IS: 12615. Selection can also be used for 2 Pole, 6 Pole and 8 Pole Motors based on rated motor current.
- Higher ratings of Contactors can be used in place of recommended combinations.
- These charts are derived basis Type-2 Methodology described in IEC 60947-4, Clause B.4.5.
- For Star-Delta Motor feeders, In-side delta wiring is considered.
- For Star Delta Motor feeders, proper Change-over time and Pause time must be ensured. Selected combination of Motor feeders components in this chart are valid only and only when used along with timer MSMI06 and equivalent timer from Schneider.
- This selection is valid only for suggested Product combinations. Change in any of the recommended combination including timer will invalidate the recommendations and Human safety, Installation safety and product safety requirements may not be fulfilled.
- In case of motor feeders with Circuit breaker, ensure proper Instantaneous setting as suggested in respective charts, if any.
- Max. Operating rate per Hour for contactors & Circuit breaker for Motor protection shall not be exceeded.
- Product evolution and improvement is a Continuous process at Schneider Electric. Hence, recommendations and guidelines are subject to change. Contact Schneider Electric for latest guidelines.

Contact our Customer Care for application specific Custom / optimised selection for your motor feeders having motors with service factor more than 1, longer starting time applications, Closed transition star delta starters, other than 400/415V perational voltages, starting currents / inrush currents lower than specified in IS 12615

Selection Chart

Direct-on-Line starters with circuit-breaker and overload protection built into the circuit-breaker
Type GZ1E

Reliable
switching for
IE2/IE3 motors



IE2



IE3

Rated Operational Voltage, $U_e = 400/415V, 50/60Hz$
Short Circuit Current $I_q = 50kA$

Type-2 Recommended Selection

Sr. No.	3Φ Motors			I _q Current (kA)	Contactor	Overload Relay		Circuit Breaker	
	kW	HP	FLC - I _n (Amps)			Type	Range (A)	Type	Rating (A)
1	0.06	x	0.19	50	LC1E09	In-built in Circuit Breaker		GZ1E02	0.16 - 0.25
2	0.09	x	0.28	50	LC1E09		GZ1E03	0.25 - 0.4	
3	0.12	0.16	0.51	50	LC1E09		GZ1E04	0.4 - 0.63	
4	0.18	0.25	0.6	50	LC1E09		GZ1E04	0.4 - 0.63	
5	0.25	0.33	0.8	50	LC1E09		GZ1E05	0.63 - 1	
6	0.37	0.5	1.4	50	LC1E09		GZ1E06	1 - 1.6	
7	0.55	0.75	1.7	50	LC1E09		GZ1E07	1.6 - 2.5	
8	0.75	1	2.2	50	LC1E09		GZ1E07	1.6 - 2.5	
9	1.1	1.5	2.9	50	LC1E09		GZ1E08	2.5 - 4	
10	1.3	1.75	3	50	LC1E09		GZ1E08	2.5 - 4	
11	1.5	2	3.8	50	LC1E09		GZ1E08	2.5 - 4	
12	2.2	3	5.1	50	LC1E18		GZ1E10	4 - 6.3	
13	3	4	6	50	LC1E18		GZ1E14	6 - 10	
14	3.7	5	8.1	50	LC1E25		GZ1E14	6 - 10	
15	4	5.5	8.5	50	LC1E25		GZ1E14	6 - 10	
16	5.5	7.5	11.4	50*	LC1E32		GZ1E16	9 - 14	
17	7.5	10	15.4	50*	LC1E32		GZ1E20	13 - 18	
18	9.3	12.5	17.3	50*	LC1E40B		GZ1E21	17 - 23	
19	11	15	22	50*	LC1E40B		GZ1E22	20 - 25	
20	13	17.5	24	50*	LC1E50		GZ1E32	24 - 32	
21	15	20	30	50*	LC1E50		GZ1E32	24 - 32	

* 50kA With current Limiter type GV1L3, 10kA without current limiter

Selection Chart

Direct-On-Line starters with circuit-breaker GZL 1LE and separate thermal overload relay

Reliable switching for IE2/IE3 motors



Rated Operational Voltage, $U_e = 400/415V, 50/60Hz$
 Short Circuit Current $I_q = 50kA$ upto 4kw and above 4kw with 50kA
 With current Limiter type GV1L3, 10kA without current limiter

Type-2 Recommended Selection

Sr. No.	P (kW)	I_e (A)	Circuit Breaker	Contactor	Thermal Overload relay	Range (A)
1	0.09	0.4	GZ1LE03	LC1E09	LRE03	0.25...0.40
2	0.18	0.63	GZ1LE04	LC1E09	LRE04	0.4...0.63
3	0.25	1	GZ1LE05	LC1E09	LRE05	0.63...1
4	0.37	1.4	GZ1LE06	LC1E09	LRE06	1...1.6
5	0.75	2.2	GZ1LE07	LC1E09	LRE07	1.6...2.5
6	1.5	3.8	GZ1LE08	LC1E09	LRE08	2.5...4
7	2.2	5.1	GZ1LE10	LC1E18	LRE10	4...6
8	4	8.5	GZ1LE14	LC1E25	LRE14	7...10
9	5.5	11.4	GZ1LE16	LC1E32	LRE16	9...13
10	7.5	15.4	GZ1LE20	LC1E32	LRE21	12...18
11	9.3	17.3	GZ1LE22	LC1E40	LRE22	16...24
12	11	22	GZ1LE22	LC1E40	LRE22	16...24
13	15	30	GZ1LE32	LC1E50	LRE32	23...32

Star Delta starters with circuit-breaker GZL 1LE and separate thermal overload relay

Type-2 Recommended Selection

Sr. No.	P (kW)	I_e (A)	$I_e/1,73$ (A)	Circuit Breaker	Main/Delta Contactor	Star Contactor	Thermal Overload Relay	
1	0.09	0.4	0.2	GZ1LE03	LC1E09	LC1E09	LRE02	0.16...0.25
2	0.18	0.63	0.4	GZ1LE04	LC1E09	LC1E09	LRE03	0.25...0.40
3	0.25	1	0.6	GZ1LE05	LC1E09	LC1E09	LRE04	0.4...0.63
4	0.37	1.4	0.8	GZ1LE06	LC1E09	LC1E09	LRE05	0.63...1
5	0.75	2.2	1.3	GZ1LE07	LC1E09	LC1E09	LRE06	1...1.6
6	1.5	3.8	2.2	GZ1LE08	LC1E09	LC1E09	LRE07	1.6...2.5
7	2.2	5.1	2.9	GZ1LE10	LC1E18	LC1E09	LRE08	2.5...4
8	4	8.5	4.9	GZ1LE14	LC1E25	LC1E09	LRE10	4...6
9	5.5	11.4	6.6	GZ1LE16	LC1E32	LC1E09	LRE12	5.5...8
10	7.5	15.4	8.9	GZ1LE20	LC1E32	LC1E09	LRE14	7...10
11	9.3	17.3	10.0	GZ1LE22	LC1E40B	LC1E18	LRE16	9...13
12	11	22	12.7	GZ1LE22	LC1E40B	LC1E18	LRE16	9...13
13	15	30	17.3	GZ1LE32	LC1E50	LC1E18	LRE21	12...18

Selection Chart

Direct-on-Line starters with Fuses and overload protection by separate overload relay type LRE (thermal) or EOCR** (up to Trip class 10/10A)

Reliable
switching for
IE2 motors



IE2

Rated Operational Voltage, $U_e = 400/415V, 50/60Hz$
Short Circuit Current $I_q = 50kA$

Type-2 Recommended Selection

Sr. No.	3Φ Motors			Contactor	Overload Relay		Nominal Back-up Fuse			SDF
	kW	HP	FLC - I_n (Amps)		Type	Range (A)	Fuse	Fuse Rating	Fuse Size	
1	0.12	0.16	0.51	LC1E09	LRE04	0.4-0.63	4NHG000B	4	000	NX032
2	0.18	0.25	0.6	LC1E09	LRE04	0.4-0.63	4NHG000B	4	000	NX032
3	0.25	0.33	0.8	LC1E09	LRE05	0.63-1	4NHG000B	4	000	NX032
4	0.37	0.5	1.4	LC1E09	LRE06	1-1.6	4NHG000B	4	000	NX032
5	0.55	0.75	1.7	LC1E09	LRE06	1-1.6	4NHG000B	4	000	NX032
6	0.75	1	2.2	LC1E09	LRE07	1.6-2.5	6NHG000B	6	000	NX032
7	1.1	1.5	2.9	LC1E09	LRE08	2.5-4	10NHG000B	10	000	NX032
8	1.3	1.75	3	LC1E09	LRE08	2.5-4	10NHG000B	10	000	NX032
9	1.5	2	3.8	LC1E09	LRE08	2.5-4	10NHG000B	10	000	NX032
10	2.2	3	5.1	LC1E09	LRE10	4-6	16NHG000B	16	000	NX032
11	3	4	6	LC1E09	LRE12	5.5-8	20NHG000B	20	000	NX032
12	3.7	5	8.1	LC1E09	LRE14	7-10	20NHG000B	20	000	NX032
13	4	5.5	8.5	LC1E09	LRE14	7-10	20NHG000B	20	000	NX032
14	5.5	7.5	11.4	LC1E12	LRE16	9-13	25NHG000B	25	000	NX032
15	7.5	10	15.4	LC1E18	LRE21	12-18	32NHG000B	32	000	NX063
16	9.3	12.5	17.3	LC1E25	LRE22	16-24	50NHG000B	50	000	NX063
17	11	15	22	LC1E25	LRE22	16-24	50NHG000B	50	000	NX063
18	13	17.5	24	LC1E32	LRE32	23-32	50NHG000B	50	000	NX063
19	15	20	30	LC1E32	LRE32	23-32	63NHG000B	63	000	NX063
20	18.5	25	36	LC1E40	LRE355	30-40	80NHG000B	80	000	NX080
21	22	30	43	LC1E50	LRE357	37-50	80NHG000B	80	000	NX080
22	30	40	56	LC1E65	LRE359	48-65	100NHG000B	100	000	NX100
23	37	50	69	LC1E80	LRE363	63-80	125NHG000B	125	00	NX125
24	45	60	84	LC1E95	LRE365	80-104	160NHG000B	160	00	NX160
25	55	75	99	LC1E120	LRE482	84-135	160NHG000B	160	00	NX160
26	75	100	134	LC1E160	LRE483*	124-198	250NHG1B	250	1	NX250
27	80	110	139	LC1E160	LRE483*	124-198	250NHG1B	250	1	NX250
28	90	120	164	LC1E200	LRE483	124-198	250NHG1B	250	1	NX250
29	110	150	204	LC1E250	LRE484	146-234	250NHG1B	250	1	NX250
30	125	170	234	LC1E250	LRE485	174-279	315NHG2B	315	2	NX315
31	132	180	247	LC1E250	LRE485	174-279	315NHG2B	315	2	NX315
32	160	215	288	LC1E300	LRE486	208-333	400NHG2B	400	2	NX400
33	180	240	298	LC1E300	LRE486	208-333	400NHG2B	400	2	NX400
34	200	270	348	LC1E400	LRE487	258-414	400NHG2B	400	2	NX400
35	225	300	360	LC1E400	LRE487	258-414	500NHG3B	500	3	NX630
36	250	335	435	LC1E500	LRE488	321-513	630NHG3B	630	3	NX630
37	275	370	440	LC1E500	LRE488	321-513	630NHG3B	630	3	NX630
38	315	425	548	LC1E630	LRE489	394-630	800NHG3B	800	3	NA
39	335	452	580	LC1E630	LRE489	394-630	800NHG3B	800	3	NA

* Relay can match with contactor electrically (i.e Cannot be directly mounted), rest all relays are suitable for direct mounting as per catalogue.

** Selection valid upto Trip class 10/10A, Contact Customer Care for details of EOCR to be used with this selection charts.

Selection Chart

Star Delta starters with Fuses and overload protection by separate overload relay type LRE (thermal) or EOCR** (up to Trip class 10/10A)

Reliable switching for IE2 motors



IE2

Rated Operational Voltage, $U_e = 400/415V, 50/60Hz$
Short Circuit Current $I_q = 50kA$

Type-2 Recommended Selection

Sr. No.	3Φ Motors				Contactor			Overload Relay		Nominal Back-up Fuse			SDF	Minimum Pause time* (mSec)
	kW	HP	FLC - I_n (Amps)					Type	Range (A)	Fuse type	Fuse Rating	Fuse Size		
			Line	Phase	Main	Delta	Star							
1	0.75	1	2.2	1.3	LC1E09	LC1E09	LC1E09	LRE06	1-1.6	4NHG000B	4	000	NX032	50
2	1.1	1.5	2.9	1.7	LC1E09	LC1E09	LC1E09	LRE07	1.6-2.5	4NHG000B	4	000	NX032	50
3	1.3	1.75	3	1.7	LC1E09	LC1E09	LC1E09	LRE07	1.6-2.5	4NHG000B	4	000	NX032	50
4	1.5	2	3.8	2.2	LC1E09	LC1E09	LC1E09	LRE07	1.6-2.5	6NHG000B	6	000	NX032	50
5	2.2	3	5.1	2.9	LC1E09	LC1E09	LC1E09	LRE08	2.5-4	10NHG000B	10	000	NX032	50
6	3	4	6	3.5	LC1E09	LC1E09	LC1E09	LRE08	2.5-4	10NHG000B	10	000	NX032	50
7	3.7	5	8.1	4.7	LC1E09	LC1E09	LC1E09	LRE10	4-6	10NHG000B	10	000	NX032	50
8	4	5.5	8.5	4.9	LC1E09	LC1E09	LC1E09	LRE10	4-6	16NHG000B	16	000	NX032	50
9	5.5	7.5	11.4	6.6	LC1E09	LC1E09	LC1E09	LRE12	5.5-8	16NHG000B	16	000	NX032	50
10	7.5	10	15.4	8.9	LC1E09	LC1E09	LC1E09	LRE14	7-10	20NHG000B	20	000	NX032	50
11	9.3	12.5	17.3	10.0	LC1E12	LC1E12	LC1E09	LRE14	7-10	20NHG000B	20	000	NX032	50
12	11	15	22	12.7	LC1E18	LC1E18	LC1E09	LRE16	9-13	32NHG000B	32	000	NX032	50
13	15	20	30	17.3	LC1E18	LC1E18	LC1E09	LRE21	12-18	40NHG000B	40	000	NX063	50
14	18.5	25	36	20.8	LC1E25	LC1E25	LC1E09	LRE22	16-24	40NHG000B	40	000	NX063	50
15	22	30	43	24.8	LC1E25	LC1E25	LC1E25	LRE32	23-32	50NHG000B	50	000	NX063	50
16	30	40	56	32.3	LC1E40	LC1E40	LC1E25	LRE355	30-40	63NHG000B	63	000	NX063	50
17	37	50	69	39.8	LC1E50	LC1E50	LC1E32	LRE355	30-40	80NHG000B	80	000	NX080	50
18	45	60	84	48.5	LC1E50	LC1E50	LC1E32	LRE357	37-50	100NHG000B	100	00	NX125	50
19	55	75	99	57.2	LC1E65	LC1E65	LC1E40	LRE359	48-65	125NHG000B	125	00	NX125	50
20	75	100	134	77.4	LC1E80	LC1E80	LC1E65	LRE363	63-80	160NHG000B	160	00	NX160	50
21	80	110	139	80.3	LC1E80	LC1E80	LC1E80	LRE363	63-80	160NHG000B	160	00	NX160	50
22	90	120	164	94.7	LC1E95	LC1E95	LC1E80	LRE365	80-104	200NHG1B	200	1	NX200	50
23	110	150	204	117.8	LC1E120	LC1E120	LC1E95	LRE482	84-135	250NHG1B	250	1	NX250	50
24	125	170	234	135.1	LC1E160	LC1E160	LC1E120	LRE483*	124-198	250NHG1B	250	1	NX250	50
25	132	180	247	142.6	LC1E160	LC1E160	LC1E120	LRE483*	124-198	250NHG1B	250	1	NX250	50
26	150	200	248	143.2	LC1E160	LC1E160	LC1E120	LRE483*	124-198	250NHG1B	250	1	NX250	50
27	160	215	288	166.3	LC1E200	LC1E200	LC1E160	LRE483	124-198	315NHG2B	300	2	NX315	50
28	180	240	298	172.1	LC1E200	LC1E200	LC1E160	LRE483	124-198	315NHG2B	300	2	NX315	50
29	200	270	348	200.9	LC1E250	LC1E250	LC1E160	LRE484	146-234	400NHG2B	400	2	NX400	50
30	225	300	360	207.9	LC1E250	LC1E250	LC1E160	LRE484	146-234	400NHG2B	400	2	NX400	50
31	250	335	435	251.2	LC1E300	LC1E300	LC1E200	LRE485	174-279	450NHG3B	450	3	NX630	50
32	275	370	440	254.0	LC1E300	LC1E300	LC1E200	LRE485	174-279	450NHG3B	450	3	NX630	50
33	315	425	548	316.4	LC1E400	LC1E400	LC1E250	LRE486	208-333	630NHG3B	630	3	NX630	50
34	335	452	580	334.9	LC1E400	LC1E400	LC1E250	LRE487	258-414	630NHG3B	630	3	NX630	50
35	355	475	618	356.8	LC1E400	LC1E400	LC1E250	LRE487	258-414	630NHG3B	630	3	NX630	50
36	375	502	653	377.0	LC1E400	LC1E400	LC1E250	LRE487	258-414	800NHG3B	800	3	NA	50
37	400	535	674	389.1	LC1E500	LC1E500	LC1E300	LRE487	258-414	800NHG3B	800	3	NA	200

* Relay can match with contactor electrically (i.e Cannot be directly mounted), rest all relays are suitable for direct mounting as per catalogue. Use alternate suggested for direct mounting.

**Selection valid upto Trip class 10/10A, Contact Customer Care for details of EOCR to be used with this selection charts.

Please use Star-Delta Timer.

Selection Chart

Direct-on-Line starters with circuit-breaker type CVS and overload protection by separate overload relay type LRE (thermal) or EOCR** (up to Trip class 10/10A)

Reliable
switching for
IE2/IE3 motors



IE2



IE3

Rated Operational Voltage, $U_e = 400/415V, 50/60Hz$
Short Circuit Current $I_q = 50kA$

Type-2 Recommended Selection

Sr. No.	3Φ Motors			Contactor	Overload Relay		Circuit Breaker			
	kW	HP	FLC - I_n (Amps)		Type	Range (A)	Type	Trip Unit Rating	Magnetic Setting Range	Setting on Trip Unit in Amps
1	0.37	0.5	1.4	LC1E09	LRE06	1-1.6	CVS100-MA	2.5	6-14	15
2	0.55	0.75	1.7	LC1E09	LRE07	1.6-2.5	CVS100-MA	2.5	6-14	17.5
3	0.75	1	2.2	LC1E09	LRE07	1.6-2.5	CVS100-MA	2.5	6-14	22.5
4	1.1	1.5	2.9	LC1E09	LRE08	2.5-4	CVS100-MA	6.3	6-14	31.5
5	1.3	1.75	3	LC1E09	LRE08	2.5-4	CVS100-MA	6.3	6-14	31.5
6	1.5	2	3.8	LC1E09	LRE08	2.5-4	CVS100-MA	6.3	6-14	37.8
7	2.2	3	5.1	LC1E18	LRE10	4-6	CVS100-MA	6.3	6-14	63
8	3	4	6	LC1E18	LRE10	4-6	CVS100-MA	6.3	6-14	69.3
9	3.7	5	8.1	LC1E25	LRE14	7-10	CVS100-MA	12.5	6-14	100
10	4	5.5	8.5	LC1E25	LRE14	7-10	CVS100-MA	12.5	6-14	100
11	5.5	7.5	11.4	LC1E32	LRE16	9-13	CVS100-MA	12.5	6-14	137.5
12	7.5	10	15.4	LC1E32	LRE21	12-18	CVS100-MA	25	6-14	175
13	9.3	12.5	17.3	LC1E32	LRE21	12-18	CVS100-MA	25	6-14	200
14	11	15	22	LC1E40B	LRE22	16-24	CVS100-MA	25	6-14	275
15	13	17.5	24	LC1E40B	LRE22	16-24	CVS100-MA	25	6-14	300
16	15	20	30	LC1E50	LRE32* or LRE353	23-32	CVS100-MA	50	6-14	350
17	18.5	25	36	LC1E65	LRE35* or LRE355	30-38* 30-40	CVS100-MA	50	6-14	450
18	22	30	43	LC1E65	LRE357	37-50	CVS100-MA	50	6-14	500
19	30	40	56	LC1E80	LRE359	48-65	CVS100-MA	100	6-14	700
20	37	50	69	LC1E95	LRE361	55-70	CVS100-MA	100	6-14	800
21	45	60	84	LC1E120	LRE482	84-135	CVS100-MA	100	6-14	1000
22	55	75	99	LC1E160	LRE482	84-135	CVS100-MA	100	6-14	1200
23	75	100	134	LC1E160	LRE482	84-135	CVS250-MA	150	9-14	1650
24	80	110	139	LC1E160	LRE483	124-198	CVS250-MA	150	9-14	1650
25	90	120	164	LC1E200	LRE483	124-198	CVS250-MA	220	9-14	1980
26	110	150	204	LC1E250	LRE484	146-234	CVS250-MA	220	9-14	2420
27	125	170	234	LC1E300	LRE484	146-234	CVS400-MA	320	6-13	2880
28	132	180	247	LC1E300	LRE485	174-279	CVS400-MA	320	6-13	3200
29	160	215	288	LC1E400	LRE486	208-333	CVS400-MA	320	6-13	3520
30	180	240	298	LC1E400	LRE486	208-333	CVS400-MA	320	6-13	3520
31	200	270	348	LC1E400	LRE487	258-414	CVS630-MA	500	6-13	4500
32	225	300	360	LC1E500	LRE487* or LRE488	258-414* 321-513	CVS630-MA	500	6-13	4500
33	250	335	435	LC1E500	LRE488	321-513	CVS630-MA	500	6-13	5500
34	275	370	440	LC1E630	LRE489	394-630	CVS630-MA	500	6-13	5500
35	315	425	548	LC1E630	LRE489	394-630	CVS630-ETS	630	2-10	6300
36	335	452	580	LC1E630	LRE489	394-630	CVS630-ETS	630	2-10	6300
37	355	475	618	LC1E630	LRE489	394-630	CVS800-TMD	800	3.5-10	8000

* Relay can match with contactor electrically (i.e Cannot be directly mounted), rest all relays are suitable for direct mounting as per catalogue. Use alternate suggested for direct mounting.

** Selection valid upto Trip class 10/10A, Contact Customer Care for details of EOCR to be used with this selection charts.

Selection Chart

Star Delta starters with circuit-breaker type CVS and overload protection by separate overload relay type LRE (thermal) or EOOCR** (up to Trip class 10/10A)

Reliable switching for IE2/IE3 motors



IE2



IE3

Rated Operational Voltage, $U_e = 400/415V, 50/60Hz$
Short Circuit Current $I_q = 50kA$

Type-2 Recommended Selection

Sr. No.	3Φ Motors				Contactor			Overload Relay		Circuit Breaker				Minimum Pause time# (mSec)
	kW	HP	FLC - I_n (Amps)					Type	Range (A)	Type	Trip Unit Rating	Mag-netic Setting Range	Setting on Trip Unit in Amps	
			Line	Phase	Main	Delta	Star							
1	0.75	1	2.2	1.3	LC1E09	LC1E09	LC1E09	LRE06	1-1.6	CVS100-MA	6.3	6-14	37.8	50
2	1.1	1.5	2.9	1.7	LC1E09	LC1E09	LC1E09	LRE07	1.6-2.5	CVS100-MA	6.3	6-14	50.4	50
3	1.3	1.8	3	1.7	LC1E09	LC1E09	LC1E09	LRE07	1.6-2.5	CVS100-MA	6.3	6-14	50.4	50
4	1.5	2	3.8	2.2	LC1E09	LC1E09	LC1E09	LRE07	1.6-2.5	CVS100-MA	6.3	6-14	63	50
5	2.2	3	5.1	2.9	LC1E09	LC1E09	LC1E09	LRE08	2.5-4	CVS100-MA	12.5	6-14	100	50
6	3	4	6	3.5	LC1E09	LC1E09	LC1E09	LRE08	2.5-4	CVS100-MA	12.5	6-14	112.5	50
7	3.7	5	8.1	4.7	LC1E09	LC1E09	LC1E09	LRE10	4-6	CVS100-MA	12.5	6-14	150	50
8	4	5.5	8.5	4.9	LC1E09	LC1E09	LC1E09	LRE10	4-6	CVS100-MA	12.5	6-14	162.5	50
9	5.5	7.5	11.4	6.6	LC1E12	LC1E12	LC1E09	LRE12	5.5-8	CVS100-MA	25	6-14	225	50
10	7.5	10	15.4	8.9	LC1E18	LC1E18	LC1E09	LRE14	7-10	CVS100-MA	25	6-14	300	50
11	9.3	13	17.3	10	LC1E25	LC1E25	LC1E12	LRE14	7-10	CVS100-MA	25	6-14	325	50
12	11	15	22	12.7	LC1E25	LC1E25	LC1E12	LRE16	9-13	CVS100-MA	50	6-14	400	50
13	13	18	24	13.9	LC1E32	LC1E32	LC1E12	LRE21	12-18	CVS100-MA	50	6-14	450	50
14	15	20	30	17.3	LC1E32	LC1E32	LC1E18	LRE21	12-18	CVS100-MA	50	6-14	550	50
15	18.5	25	36	20.8	LC1E40B	LC1E40B	LC1E25	LRE22	16-24	CVS100-MA	50	6-14	700	50
16	22	30	43	24.8	LC1E40	LC1E40	LC1E32	LRE32* or LRE353	23-32	CVS100-MA	100	6-14	800	50
17	30	40	56	32.3	LC1E50	LC1E50	LC1E38	LRE355	30-40	CVS100-MA	100	6-14	1100	50
18	37	50	69	39.8	LC1E65	LC1E65	LC1E40	LRE355	30-40	CVS100-MA	100	6-14	1300	50
19	45	60	84	48.5	LC1E80	LC1E80	LC1E50	LRE357	37-50	CVS250-MA	150	9-14	1650	50
20	55	75	99	57.2	LC1E95	LC1E95	LC1E65	LRE359	48-65	CVS250-MA	150	9-14	1950	50
21	75	100	134	77.4	LC1E120	LC1E120	LC1E80	LRE481	62-99	CVS250-MA	220	9-14	2640	50
22	80	110	139	80.3	LC1E120	LC1E120	LC1E80	LRE481	62-99	CVS250-MA	220	9-14	2640	50
23	90	120	164	94.7	LC1E160	LC1E160	LC1E95	LRE482	84-135	CVS250-MA	220	9-14	3080	50
24	110	150	204	117.8	LC1E200	LC1E200	LC1E120	LRE482*	84-135	CVS400-MA	320	6-13	3840	50
25	125	170	234	135.1	LC1E250	LC1E250	LC1E120	LRE483*	124-198	CVS630-MA	500	6-13	4500	50
26	132	180	247	142.6	LC1E250	LC1E250	LC1E120	LRE483*	124-198	CVS630-MA	500	6-13	5000	50
27	150	200	248	143.2	LC1E250	LC1E250	LC1E120	LRE483*	124-198	CVS630-MA	500	6-13	5000	50
28	160	215	288	166.3	LC1E300	LC1E300	LC1E160	LRE483*	124-198	CVS630-MA	500	6-13	5500	50
29	180	240	298	172.1	LC1E300	LC1E300	LC1E160	LRE483*	124-198	CVS630-MA	500	6-13	6000	50
30	200	270	348	200.9	LC1E400	LC1E400	LC1E200	LRE484	146-234	CVS630-MA	500	6-13	6500	50
31	225	300	360	207.9	LC1E400	LC1E400	LC1E200	LRE484	146-234	CVS630-MA	500	6-13	6500	50
32	250	335	435	251.2	LC1E400	LC1E400	LC1E250	LRE485	174-279	CVS630-MA	500	6-13	6500	50
33	275	370	440	254	LC1E400	LC1E400	LC1E250	LRE485	174-279	CVS630-MA	500	6-13	6500	50
34	315	425	548	316.4	LC1E500	LC1E500	LC1E300	LRE486*	208-333	CV630-ETS	630	2-10	6300	200

* Relay can match with contactor electrically (i.e Cannot be directly mounted), rest all relays are suitable for direct mounting as per catalogue. Use alternate suggested for direct mounting.

**Selection valid upto Trip class 10/10A, Contact Customer Care for details of EOOCR to be used with this selection charts.

Please use Star-Delta Timer.

Life Is 

Schneider
Electric

Schneider Electric India Pvt. Ltd.

Corporate Office: 9th Floor, DLF Building No. 10, Tower C, DLF Cyber City, Phase II, Gurugram 122002 Haryana
Tel.: ++91 124 6899000 Fax: ++91 124 4222036/037

Ahmedabad
Schneider Electric India (P) Ltd.
1506-1507, 15th Floor Shapth-5
Opp.Karnavati Club, SG Highway,
Ahmedabad, Gujarat - 380015
Tel.: 079-66826701

Coimbatore
Schneider Electric India (P) Ltd.
Hanudev Info Tech Park, 6th Floor
Unit No. Block-C, SF No. 558/2
Udalyampalayam Road, Nava India
Coimbatore-641028

Lucknow
Schneider Electric India (P) Ltd.
Summit, Plot No. TCG 3/3
6th Floor, 604A/B/C, Vibhuti Khand
Gomti Nagar, Lucknow
Uttar Pradesh - 226010
Tel.: 0522-3500334

Nashik
Schneider Electric India (P) Ltd.
401, 4th Floor, Rishi Raj Towers
Jehan Circle, Gangapur Road
Nashik- 422013
Tel.: 0253-2344333

Bengaluru
Schneider Electric India (P) Ltd.
No. 3/1, JP Techno Park
Mezzanine Floor, Millers Tank Bund
Road, Vasanth Nagar
Bengaluru - 560052
Tel.: 080-71481351

Hyderabad
Schneider Electric India (P) Ltd.
D.No. 1-8-271, # 401, Ashoka
Bhoopal Chambers, SP Road
Secunderabad - 500003
Tel.: 040-67219500

Ludhiana
Schneider Electric India (P) Ltd.
SCO 23, 2nd Floor,
Chandigarh Road, Sector 32
Ludhiana, Punjab-141010
Tel.: 0161- 5203011

New Delhi
Schneider Electric India (P) Ltd.
C-56, Mayapuri Industrial Area, Phase-2
New Delhi - 110064
Tel.: 011-61317400

Bhubaneswar
Schneider Electric India (P) Ltd.
Workloop Co-Working in the property
Office No. 316, Esplanade One Mall
Rasulgarh, Bhubaneswar - 751010

Indore
Schneider Electric India (P) Ltd.
219, Dhan Trident Building
Vijay Nagar, A.B.Road
Indore-452001

Mohali
Schneider Electric India (P) Ltd.
2nd Floor, Tower-A
Bestech Business Tower
Mega Information & Technology Park
Industrial Plot No.1, Phase IX
(Expansion), Mohali- 160059
Tel.: 0172-7198200

Pune
Schneider Electric India (P) Ltd.
Amar Caliber, CTS No 911, BMCC Road,
OFF FC. Road, Deccan Gymkhana,
Shivaji Nagar, Pune - 411007
Tel.: 020-67492500

Chennai
Schneider Electric India (P) Ltd.
No: 29, 2nd Floor,
Bannari Amman Towers, B-Block
Dr. Radhakrishnan Road, Mylapore
Chennai - 600 004
Tel.:044-71912000

Jaipur
Schneider Electric India (P) Ltd.
Jaipur Business Centre 309
3rd Floor, Sangam Tower 190
Church Road, Jaipur-302001
Tel.: 0141-2374810

Mumbai
Schneider Electric India (P)(Ltd)
Marwah House, 2nd Floor
Krishanlal Marwah Marg
Andheri (East), Mumbai - 400072
Tel.: 022-62280000

Vadodara
Schneider Electric India (P) Ltd.
Notus IT Park, 10th Floor, Block-D
Sarabhai Campus, Vadiwadi
Vadodara, Gujarat - 390017

Cochin
Schneider Electric India (P) Ltd.
Alapatt Properties Private Limited
(Trade Name : Centre A)
Main Door Number : 66/4971
(Old Door Number: 40/6584-H)
7th Floor Alapatt Heritage Building
MG Road Kochi - 682035

Kolkata
Schneider Electric (I)Pvt.Ltd,
BP-4, Sector-V, Technopolis
3rd Floor, Salt Lake City
Kolkata- 700 091
Tel.: 033-66576400

Nagpur
Schneider Electric India (P) Ltd.
6, Vasant Vihar Complex
W.H.C Road, Shankar Nagar
Nagpur- 440010
Tel.: 0712-2558581

Vishakhapatnam
Schneider Electric India (P) Ltd.
D.N.10-1-43, 1st Floor
Ratnam's Business Centre,
Siripuram Fort, C.B.M.Compound
Visakhapatnam - 530016
Tel.: 0891-6675500

Customer Care Centre

Monday-Saturday, 9 a.m. to 8 p.m.

Toll-free numbers: 1800 419 4272, 1800 103 0011

Email: customercare.in@schneider-electric.com

For more information, visit our website at: www.se.com/in

- All Prices are in Indian Rupees
- Prices are subject to change without prior notice
- Product evolution is a continuous process and Schneider Electric reserves the right to modify/withdraw any product at any time without prior notice
- Prices charged will be as prevailing on the date of dispatch
- Invoice Amount = (MRP – less Applicable discount) + Applicable GST %
- Tax incidence on invoices is basis applicable GST rates
- Invoice amount not to exceed MRP
- Product pictures shown are for illustration purpose only, actual product may vary

Distributor

