

select®

PRICE LIST
w.e.f. 1st April 2022



Switch to select

PRODUCT RANGE

ROTARY CAM SWITCHES (6A - 63A)



PADLOCK SWITCHES (6A - 32A)



BREAKER-CONTROL SWITCHES (16A - 32A)



KEY LOCK SWITCHES (6A - 63A)




ROTARY CAM SWITCHES (100A - 200A)




LED INDICATION LAMP (22.5 mm Ø)



MICRO SWITCHES



TOGGLE SWITCHES (6A - 15A)



CURRENT TRANSFORMERS



LIMIT SWITCHES

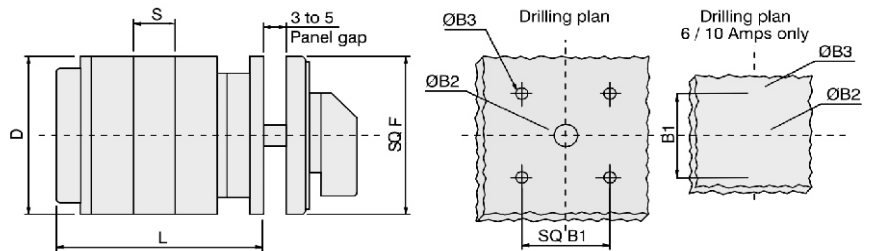




select
 www.selectswitches.com
 110,206 Shiva Industrial Estate,
 Lake Road, Bhandup
 (W)- 400 078
 India



FRONT MOUNTING

- Features :**
- 1) Standard 4 hole front panel mounting
 - 2) Knob/Handle operatable
 - 3) Suitable for all switching angles and spring return switches
 - 4) Front assembly in 4 different colors, Yellow/Red, Grey/Black, Black/Black and aluminum finish.



Quote M13 for next Bigger size front plate

TYPE	B1	B2	B3	D	F	S	W	Max
S6/S10/TP6/TP10	36	12	4.5	33	48	9.5	18.5	12
S16/TP16/TP20	36	12	4.5	46	48	12	26	21
S25/S32	48	12	5.5	52	64	15	27	15
S40/S63	68	15	5.5	76	88	21	33	10
S100/S150/S200	68	15	6	88	88	32	41	8

Colour Combinations

CODE - YR



Yellow Front Plate
Red Knob

CODE - GB



Grey Front Plate
Black Knob

CODE - BB



Black Front Plate
Black Knob

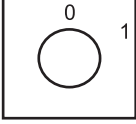
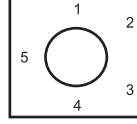
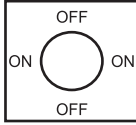
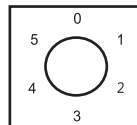
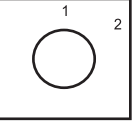
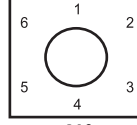
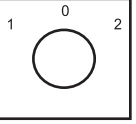
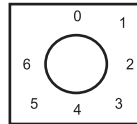
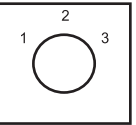
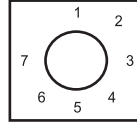
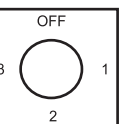
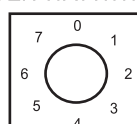
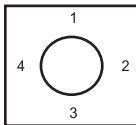
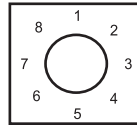
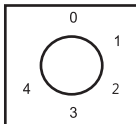
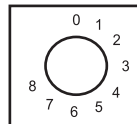
CODE - AB

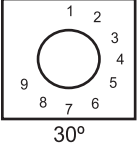
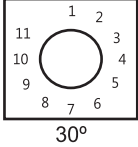
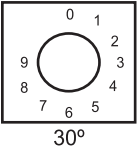
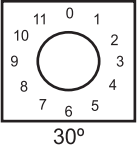
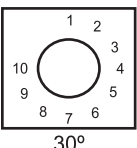
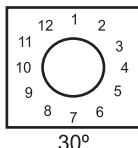
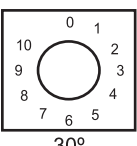
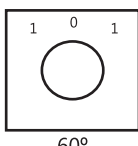


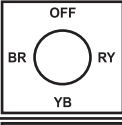
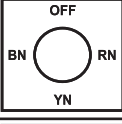
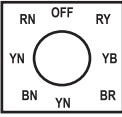
Alluminium Foil Front Plate
Black Knob

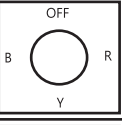
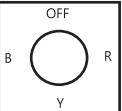
MODEL S12

ROTARY CAM SWITCHES

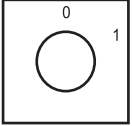
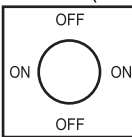
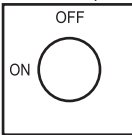
SWITCHING	POLE	MODEL S12 TYPE	M.R.P. (₹) Per Unit	SWITCHING	POLE	MODEL S12 TYPE	M.R.P. (₹) Per Unit
ON - OFF  60°	1 2 3 4	S1160 S2160 S3260 S4260	123 152 159 200	FIVE WAY NO OFF  60°	1 2 3 4	S136E S256E S386E S4106E	231 376 509 636
ON - OFF  90°	1 2 3 4	S1190 S2190 S3290 S4290	123 152 159 200	FIVE WAY WITH OFF  60°	1 2 3 4	S136EO S266EO S396EO S4126EO	231 376 509 636
TWO WAY NO OFF  60°	1 2 3 4	S116B S226B S336B S446B	154 191 244 307	SIX WAY NO OFF  60°	1 2 3 4	S136F S266F S396F S4126F	329 445 583 668
TWO WAY WITH OFF  60°	1 2 3 4	S116BO S226BO S336BO S446BO	154 191 244 307	SIX WAY WITH OFF  45°	1 2 3	S144FO S274FO S3114FO	328 445 668
THREE WAY NO OFF  60°	1 2 3 4	S126C S236C S356C S446C	164 244 352 445	SEVEN WAY NO OFF  45°	1 2 3	S144G S274G S3114G	345 482 684
THREE WAY WITH OFF  60°	1 2 3 4	S124CO S234CO S354CO S464CO	164 244 352 445	SEVEN WAY WITH OFF  45°	1 2 3	S144GO S284GO S3124GO	345 482 684
FOUR WAY NO OFF  90°	1 2 3 4	S126D S246D S366D S486D	191 265 371 472	EIGHT WAY NO OFF  45°	1 2 3	S144H S284H S3124H	350 625 800
FOUR WAY WITH OFF  60°	1 2 3 4	S136DO S256DO S386DO S4106DO	208 387 482 552	EIGHT WAY WITH OFF  30°	1 2	S163HO S2123HO	413 689

ROTARY CAM SWITCHES							
SWITCHING	POLE	MODEL S12 TYPE	M.R.P. (₹) Per Unit	SWITCHING	POLE	MODEL S12 TYPE	M.R.P. (₹) Per Unit
NINE WAY NO OFF 	1 2	S163J S2123J	350 588	ELEVEN WAY NO OFF 	1 2	S163L S2123L	742 853
NINE WAY WITH OFF 	1 2	S163JO S2123JO	376 636	ELEVEN WAY WITH OFF 	1 2	S163LO S2123LO	753 853
TEN WAY NO OFF 	1 2	S163K S2123K	382 663	TWELVE WAY NO OFF 	1 2	S163M S2123M	779 917
TEN WAY WITH OFF 	1 2	S163KO S2123KO	551 663	REVERSING WITH OFF 	1 2	S226SK S336SK	191 228

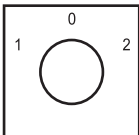
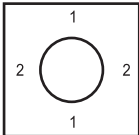
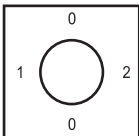
VOLTMETER SELECTOR						
SWITCHING	POLE	AMP	MODEL	TYPE	DESCRIPTION	M.R.P. (₹) Per Unit
	3	12	SP12	S339VP	Voltage between phases with off 4 position 90°	175
	3	12	SP12	S439VN	Voltage between phases and Neutral with off 4 position 90°	244
	3	12	SP12	S444VPN	Voltage between phases and between each phases and Neutral with off 8 position 45°	270

AMMETER SELECTOR						
SWITCHING	POLE	AMP	MODE	TYPE	DESCRIPTION	M.R.P. (₹) Per Unit
	3	12	SP12	S349AP	Current in each phase with off 4 position 90°	223
	3	10	S10	S710	Direct Reading Ammeter Selector Switches without CT's	753

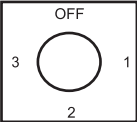
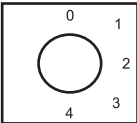
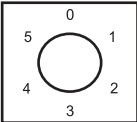
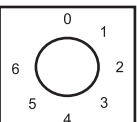
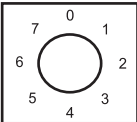
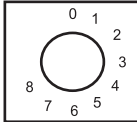
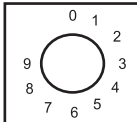
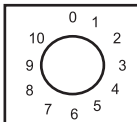
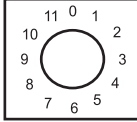
ISOLATOR SWITCHES

M.R.P.(₹) Per Unit											
SWITCHING	POLE	PROGRAMME	S6	S10	TP16	S25	S32	S40	S63	S100	S200
			6Amp	10Amp	16Amp	25Amp	32Amp	40Amp	63Amp	100Amp	200Amp
ON-OFF (60°) 	1	SP 61001	124	140	249	268	335	448	500	2754	3557
	2	SP 61002	151	169	283	330	388	541	639	3443	4635
	3	SP 61003	158	196	332	433	479	633	862	4662	6076
	4	SP 61004	196	225	355	523	558	715	1027	4909	6882
ON-OFF (90°) 	1	SP61195	124	140	236	304	355	448	597	2754	3557
	2	SP61198	151	169	283	345	414	541	731	3443	4635
	3	SP61197	158	196	325	448	510	633	886	4662	6076
	4	SP61196	196	225	366	561	572	715	1028	4909	6882
ON-OFF (90°) 	1	SP61191	124	140	236	304	355	448	597	2754	3557
	2	SP61192	151	169	283	345	414	541	731	3443	4635
	3	SP61199	158	196	325	448	510	633	886	4662	6076
	4	SP61194	196	225	366	561	572	715	1028	4909	6882

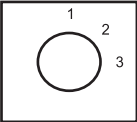
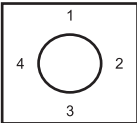
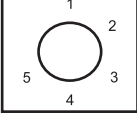
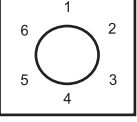
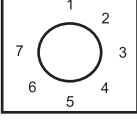
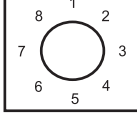
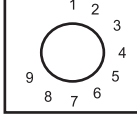
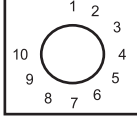
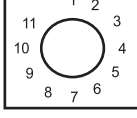
CHANGE OVER SWITCHES

M.R.P.(₹) Per Unit											
SWITCHING	POLE	PROGRAMME	S6	S10	TP16	S25	S32	S40	S63	S100	S200
			6Amp	10Amp	16Amp	25Amp	32Amp	40Amp	63Amp	100Amp	200Amp
TWO WAY WITH OFF (60°) 	1	SP61025	155	162	311	387	429	713	779	3558	5144
	2	SP61026	191	196	381	458	558	965	1090	5207	7838
	3	SP61027	201	247	489	678	752	1133	1393	6742	6742
	4	SP61028	304	309	570	901	997	1473	1640	8514	8514
TWO WAY NO OFF (90°) 	1	SP61037	155	162	311	387	429	713	779	3558	5144
	2	SP61038	191	196	381	458	558	965	1090	5207	7838
	3	SP61039	201	247	489	678	752	1133	1393	6742	6742
	4	SP61040	304	309	570	901	997	1473	1640	8514	8514
TWO WAY WITH OFF (90°) 	1	SP61151	155	162	311	387	429	713	779	3558	5144
	2	SP61152	191	196	381	458	558	965	1090	5207	7838
	3	SP61153	201	247	489	678	752	1133	1393	6742	6742
	4	SP61154	304	309	570	901	997	1473	1640	8514	8514

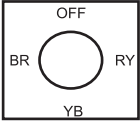
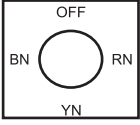
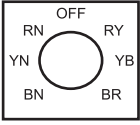
MULTI STEP SWITCHES WITH OFF

M.R.P. (₹) Per Unit											
SWITCHING	POLE	PROGRAMME	S6	S10	TP16	S25	S32	S40	S63	S100	S200
			6Amp	10Amp	16Amp	25Amp	32Amp	40Amp	63Amp	100Amp	200Amp
THREE WAY WITH OFF (90°) 	1 2 3 4	SP 61060 SP 61080 SP 61100 SP 61131	165 241 350 449	178 325 371 482	366 453 664 793	464 593 891 1133	505 626 947 1221	788 1102 1653 1818	886 1213 1735 2050	3614 5315 6940 8768	5489 8394 11020 13817
FOUR WAY WITH OFF (60°) 	1 2 3 4	SP61061 SP61081 SP61101 SP61132	208 348 474 548	221 371 500 577	417 489 628 1112	556 644 1066 1277	608 736 1128 1360	1009 1133 1481 1892	1159 1329 1823 2374	- - 12836 18009	- - 16574 -
FIVE WAY WITH OFF (60°) 	1 2 3	SP61062 SP61082 SP61102	233 371 505	237 386 525	597 819 1442	829 1123 1602	843 1313 1715	1121 1355 1839	1156 1656 2206	- - 17086	- - -
SIX WAY WITH OFF (45°) 	1 2 3	SP61063 SP61083 SP61103	278 397 644	288 486 664	474 674 1272	709 1009 1401	824 1133 1566	870 1236 1622	1056 1679 1766	- - -	- - -
SEVEN WAY WITH OFF (45°) 	1 2 3	SP61064 SP61084 SP61104	299 486 670	309 496 682	639 934 1679	901 1545 2060	1118 1803 -	1123 - -	1442 - -		
EIGHT WAY WITH OFF (30°) 	1 2	SP61065 SP61085	319 608	330 623							
NINE WAY WITH OFF (30°) 	1 2	SP61066 SP61086	332.00 592.00	387 700							
TEN WAY WITH OFF (30°) 	1 2	SP61067 SP61087	379.00 603.00	401 670							
ELEVEN WAY WITH OFF (30°) 	1 2	SP61068 SP61088	678 803	809 963							

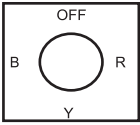
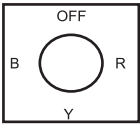
MULTI STEP SWITCHES WITHOUT OFF

M.R.P. (₹) Per Unit											
SWITCHING	POLE	PROGRAMME	S6	S10	TP16	S25	S32	S40	S63	S100	S200
			6Amp	10Amp	16Amp	25Amp	32Amp	40Amp	63Amp	100Amp	200Amp
THREE WAY WITHOUT OFF (90°) 	1 2 3 4	SP 61049 SP 61069 SP 61089 SP 61120	170 252 366 469	180 258 371 484	294 407 611 706	361 697 729 886	377 489 762 942	582 727 824 2075	656 860 1297 2287	- 5315 - -	- - 11124 -
FOUR WAY WITHOUT OFF (90°) 	1 2 3 4	SP61050 SP61070 SP61090 SP61121	191 288 386 525	201 299 399 534	422 494 795 922	536 561 1063 1277	585 709 1085 1361	788 1059 1138 1517	1159 1329 1679 2094	3614 5585 7355 9036	- 9019 12159 15385
FIVE WAY WITHOUT OFF (60°) 	1 2 3	SP61051 SP61071 SP61091	227 401 525	235 417 400	381 520 1107	489 637 1190	636 827 1545	633 827 1547	824 1076 1766	- - -	- 11426 -
SIX WAY WITHOUT OFF (60°) 	1 2 3	SP61052 SP61072 SP61092	247 455 603	258 469 615	597 809 1447	876 1416 1705	973 1545 1978	1195 1638 2209	1401 1869 2755	5315 10592 18009	1040 13612 28472
SEVEN WAY WITHOUT OFF (45°) 	1 2 3	SP61053 SP61073 SP61093	304 500 685	314 561 695	515 711 1185	649 994 1531	843 1095 1571	1092 1421 1849	1421 1849 2405	9369 - -	- - -
EIGHT WAY WITHOUT OFF (45°) 	1 2 3	SP61054 SP61074 SP61094	309 546 757	325 561 773	688 1009 1627	989 1595 2230	1133 1839 2318	1519 - -	1823 - -	- - -	- - -
NINE WAY WITHOUT OFF (30°) 	1 2	SP61055 SP61075	350 664	366 680							
TEN WAY WITH OFF (30°) 	1 2	SP61056 SP61076	479 556	491 584							
ELEVEN WAY WITHOUT OFF (30°) 	1 2	SP61057 SP61077	595 700	618 731							

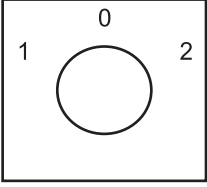
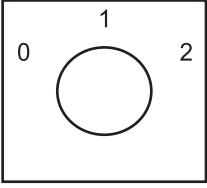
VOLTMETER SELECTOR SWITCHES (VSS)

M.R.P. (₹) Per Unit						
SWITCHING	POLE	AMP	MODEL	TYPE	DESCRIPTION	M.R.P. PRICE
	3	6	S6	SP61312	Voltage Between phase with off 4 position 90°	182
	3	10	S10	SP61312		191
	3	16	TP16	SP61312		278
	3	6	S6	SP61311	Voltage Between phase and Neutral with off 4 position 90°	258
	3	10	S10	SP61311		268
	3	16	TP16	SP61311		479
	3	6	S6	SP61313	Voltage Between phase and Between each phase and Neutral with off 8 position 45°	278
	3	10	S10	SP61313		288
	3	16	TP16	SP61313		520

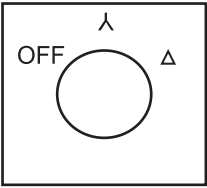
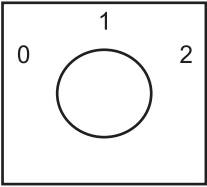
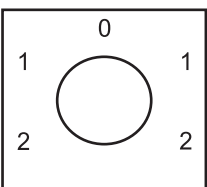
AMMETER SELECTOR SWITCHES (ASS)

M.R.P. (₹) Per Unit						
SWITCHING	POLE	AMP	MODEL	TYPE	DESCRIPTION	M.R.P. PRICE
	3	6	S6	SP61325	Current in each phase with off 4 position 90°	227
	3	10	S10	SP61325		234
	3	16	TP16	SP61325		309
	3	16	TP16	SP71000	Direct Ammeter Selector Switches without CTs	839
	3	25	S25	SP71000		1071
	3	32	S32	SP71000		1394
	3	40	S40	SP71000		1811
	3	63	S63	SP71000		2354

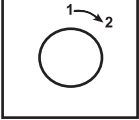
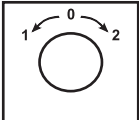
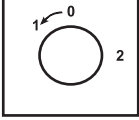
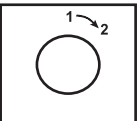
MOTOR CONTROL SWITCHES

M.R.P. (₹) Per Unit						
SWITCHING	MODEL	AMP	PROGRAMME	DESCRIPTION	UNIT PRICE	Unit Price With Enclosure
	TP16	16	SP 61211	Forward-Reverse Switches	424	788
	S25	25	SP 61211		502	824
	S32	32	SP 61211		637	1179
	S40	40	SP 61211		1602	2582
	S63	63	SP 61211		1888	3033
	S100	100	SP 61211		4647	-
	S200	200	SP 61211		5811	-
	TP16	16	SP 61212	Two Speed Forward Switches	594	912
	S25	25	SP 61212		1438	1957
	S32	32	SP 61212		2106	2606
	S40	40	SP 61212		2266	3256
	S63	63	SP 61212		2334	3368
	S100	100	SP 61212		5811	-
	S200	200	SP 61212		6710	-

STAR DELTA SWITCHES

M.R.P. (₹) Per Unit					
SWITCHING	MODEL	AMP	PROGRAMME	DESCRIPTION	UNIT PRICE
	TP16	16	SP 61200	OFF- STAR-DELTA	559
	S25	25	SP 61200		713
	S32	32	SP 61200		912
	S40	40	SP 61200		1383
	S63	63	SP 61200		1730
	TP16	16	SP 61213	2 Speed Single Winding	559
	S25	25	SP 61213		713
	S32	32	SP 61213		912
	S40	40	SP 61213		1383
	S25	25	SP 61217	2 Speed Single Winding Reversing	1386
	S40	40	SP 61217		1803

SPRING RETURN SWITCHES

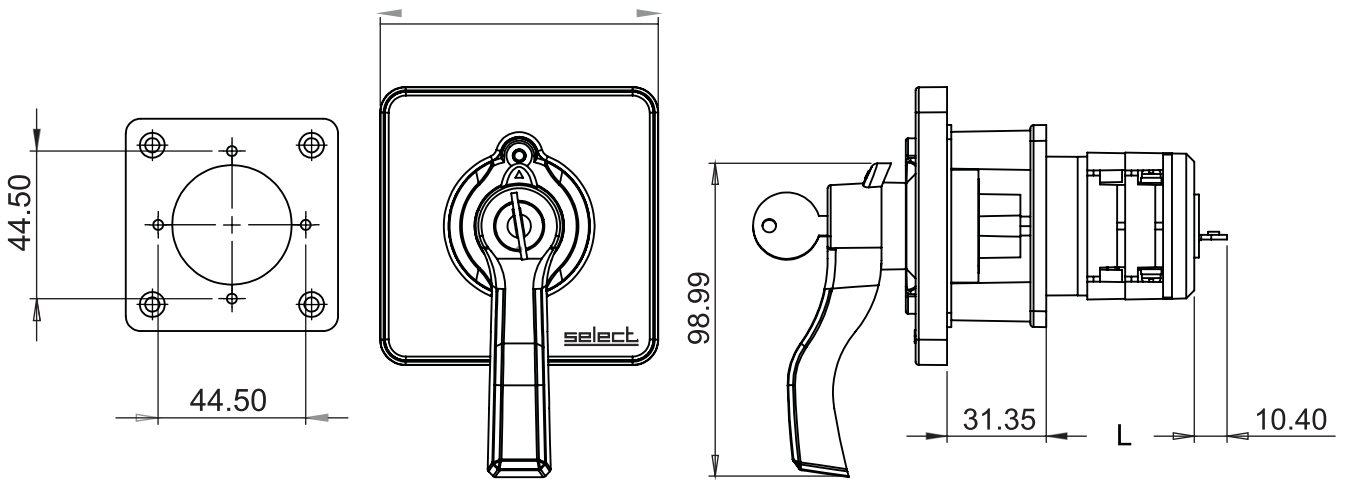
M.R.P. (₹) Per Unit					
SWITCHING	POLE	DESCRIPTION	PROGRAMME	TP16	S25
				16 AMP	25 AMP
ON OFF (45°) 	1	1 P ON - OFF	SP61351	469	711
	2	2 P ON - OFF	SP61352	489	803
	3	3 P ON - OFF	SP61353	556	963.
	4	4 P ON - OFF	SP61354	657	1051
TWO WAY WITH OFF (60°) 	1	1P 2W W/OFF Spring Return	SP61361	489.00	803
	2	2P 2W W/OFF Spring Return	SP61362	721.00	1051
	3	3P 2W W/OFF Spring Return	SP61363	788.00	1308
	4				
THREE WAY 	1	1P 3W Spring Return - OFF from 1	SP61364	449.00	803
	2	2P 3W Spring Return - OFF from 1	SP61365	657.00	1051
	3	3P 3W Spring Return - OFF from 1	SP61369	716.00	1308
TWO WAY 	1	1P 2W Spring Return - from 2 to 1	SP61371	449.00	803
	2	2P 2W Spring Return - from 2 to 1	SP61372	657.00	1051
	3	3P 2W Spring Return - from 2 to 1	SP61373	716.00	1308
	4				

32 AMPS	
BREAKER CONTROL & PROGRAMME CONTROL SWITCHES	
ITEM	M.R.P. (₹) Per Unit
STAY PUT MECHANISM	147
SPRING RETURN MECHANISM	403
SPRING MECHANISM + LOST MOTION	515
SPRING RETURN MECHANISM + SEQ LOCK	482
SPRING RETURN MECHANISM + LOST MOTION & SEQ LOCK	595
PRICE OF EACH PACKET	225
PISTOL GRIP HANDLE	45
* BREAKER SWITCHES ARE PROVIDED WITH PLATE MARKED "TRIP NEUTRAL CLOSE"	

KEY LOCKABLE SWITCH

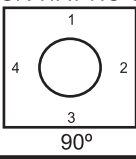
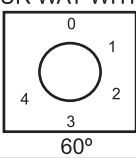
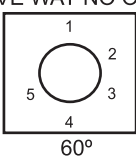
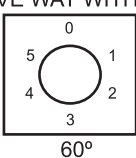
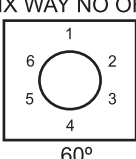
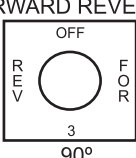
No of Disc	2	3	4	5	6	Add for each Disc
12 AMP 'L'	42	57.5	67	76.5	86	9.5
16 AMP 'L'	47	59	71	83	95	12
32 AMP 'L'	53	68	83	98	113	15
64 AMP 'L'	69	89	109	129	149	20

88.00



M.R.P. (₹) Per Unit										
SWITCHING	POLE	PROGRAMME	S6	S10	S12	Tp16	S25	S32	S40	S63
			6Amp	10Amp	12Amp	16Amp	25Amp	32Amp	40Amp	63Amp
ON - OFF 90°	1	KLS1190	849	865	895	961	993	1060	1152	1225
	2	KLS2190	876	894	910	1008	1055	1113	1240	1364
	3	KLS3290	883	921	950	1050	1158	1204	1328	1587
	4	KLS4290	921	950	980	1091	1248	1283	1405	1752
2 WAY NO OFF 90°	1	KLS119B	880	887	900	1036	1112	1154	1438	1504
	2	KLS229B	916	921	950	1106	1183	1283	1690	1815
	3	KLS339B	926	972	990	1214	1403	1477	1858	2118
	4	KLS449B	1029	1034	1060	1295	1626	1722	2198	2365
2 WAY WITH OFF 90°	1	KLS119BO	880	887	900	1036	1112	1154	1438	1504
	2	KLS229BO	916	921	950	1106	1183	1283	1690	1815
	3	KLS339BO	926	972	990	1214	1403	1477	1858	2118
	4	KLS4449BO	1029	1034	1060	1295	1626	1722	2198	2365
3 WAY WITH OFF 90°	1	KLS124CO	890	903	925	1091	1189	1230	1513	1611
	2	KLS234CO	966	1050	1075	1178	1318	1351	1827	1938
	3	KLS354CO	1075	1096	1120	1389	1616	1672	2378	2460
	4	KLS464CO	1174	1207	1240	1518	1858	1946	2543	2275

KEY LOCKABLE SWITCH

M.R.P. (₹) Per Unit										
SWITCHING	POLE	PROGRAMME	S6	S10	S12	Tp16	S25	S32	S40	S63*
			6 Amp	10 Amp	12 Amp	16 Amp	25 Amp	32 Amp	40 Amp	63 Amp
FOUR WAY NO OFF 	1	KLS129D	916	926	951	1147	1261	1310	1307	1381
	2	KLS249D	1013	1024	1049	1219	1286	1434	1452	1585
	3	KLS369D	1111	1124	1149	1520	1788	1810	1549	2022
	4	KLS489D	1250	1259	1284	11647	2002	1667	2800	3012
FOUR WAY WITH OFF 	1	KLS136DO	933	946	951	1142	1281	1333	1734	1884
	2	KLS256DO	1073	1096	1049	1214	1369	1461	1858	2054
	3	KLS386DO	1199	1225	1149	1353	1791	1853	2206	2548
	4	KLS4106DO	1273	1302	1284	1837	2002	2085	2617	3099
FIVE WAY NO OFF 	1	KLS136E	890	910	956	1160	1241	1361	1425	1549
	2	KLS256E	966	983	1301	1350	1362	1552	1615	1801
	3	KLS386E	1075	1096	1234	1832	1915	2270	2315	2491
	4	KLS4106E	1174	1209	1361	-	-	-	-	-
FIVE WAY WITH OFF 	1	KLS136EO	890	910	956	1160	1241	1361	1425	1549
	2	KLS266EO	966	983	1301	1350	1362	1552	1615	1801
	3	KLS396EO	1075	1096	1234	1832	1915	2270	2315	2491
	4	KLS4126EO	1174	1209	1361	-	-	-	-	-
SIX WAY NO OFF 	1	KLS136F	972	983	1054	1322	1601	1698	1920	2126
	2	KLS266F	1180	1194	1170	1534	2141	2270	2363	2594
	3	KLS396F	1328	1340	1308	2172	2430	2703	2934	3480
	4	KLS4126F	-	-	1393	-	-	-	-	-
FORWARD REVERSE 	1	KLS226SK			916					
	2	KLS336SK			953					
	3	KLS61211			-	1149	1227	1362	2327	2613
	4	KLS61212			-	1319	2163	2831	2991	3059

***NOTE :- Prices for 100 Amps and 200 Amps available on request**

MINIATURE MICRO SWITCHES TYPE K3

DESCRIPTION	TYPE			M.R.P. (₹) Per Unit
	SOLDER TERMINALS	SCREW TERMINALS	PUSH ON TERMINALS	
BASIC MICRO SWITCH	S3SO	S3TO	S3PO	35
MICRO SWITCH WITH				
SHORT LEVER	S3SO1	S3TO1	S3PO1	36
ROLLER LEVER	S3SO2	S3TO2	S3PO2	38
MEDIUM PLAIN LEVER	S3SO3	S3TO3	S3PO3	37
MEDIUM ROLLER LEVER	S3SO4	S3TO4	S3PO4	43
EXTENDED PLAIN LEVER	S3SO5	S3TO5	S3PO5	40
AUX PLAIN LEVER	S3SO7	S3TO7	S3PO7	41
AUX ROLLER LEVER	S3SO6	S3TO6	S3PO6	40
AUX HINGED LEVER	S3SO8	S3TO8	S3PO8	43
AUX HINGED ROLLER LEVER	S3SO9	S3TO9	S3PO9	51
AUX EXTENDED HINGED LEVER	S3SO10	S3TO10	S3PO10	54
AUX EXTENDED HINGED ROLLER LEVER	S3SO11	S3TO11	S3PO11	58
FINGER PUSH BUTTON	S3SO12	S3TO12	S3PO12	56
PUSH BUTTON	S3SO15	S3TO15	S3PO15	63

22.5mm ø LED INDICATING LAMPS

Sr. No.	DESCRIPTION	COLOUR (M.R.P. Rs. Per Unit)					
		RED	YELLOW	GREEN	AMBER	WHITE	BLUE
1	2PLL 12VAC/DC	100	100	100	100	110	110
2	2PLL 24-30VAC/DC	100	100	100	100	110	110
3	2PLL 48VAC/DC	100	100	100	100	110	110
4	2PLL 63.5VAC/DC	100	100	100	100	120	120
5	2PLL 110VAC	125	125	125	125	135	135
6	2PLL 110VDC	125	125	125	125	135	135
7	2PLL 220VDC	125	125	125	125	135	135
8	2PLL 240VAC	110	110	110	110	120	120
9	2PLL 415VAC	150	150	150	150	160	160
10	2PLLU 24-240V	165	165	165	165	175	175
11	* 2PLL FLASHER	110	110	110	110	120	120

***NOTE :- Prices for 2PLL Flasher 24V, 110V available on request**

TOGGLE SWITCHES

M.R.P. (₹) Per Unit

Sr No.	Ampere	Operation	Terminal	Code	Price
1)	6 Amp SPST	ON-OFF	Screw	TS610	61
2)	6 Amp SPDT	ON-ON	Screw	TS612	67
3)	6 Amp SPDT	ON-OFF-ON	Screw	TS612/3	67
4)	6 Amp DPST	ON-OFF	Screw	TS620	79
5)	6 Amp DPDT	ON-ON	Screw	TS622	84
6)	6 Amp DPDT	ON-OFF-ON	Screw	TS622/3	84
7)	6 Amp SPDT	MOM-OFF-MOM	Screw	TS612 RM	71
8)	6 Amp DPDT	MOM-OFF-MOM	Screw	TS622 RM	88
9)	10 Amp SPST	ON-OFF	Screw	TS1010	67
10)	10 Amp SPDT	ON-ON	Screw	TS1012	69
11)	10 Amp SPDT	ON-OFF-ON	Screw	TS1012/3	69
12)	10 Amp DPST	ON-OFF	Screw	TS1020	84
13)	10 Amp DPDT	ON-ON	Screw	TS1022	88
14)	10 Amp DPDT	ON-OFF-ON	Screw	TS1022/3	88
15)	10 Amp SPDT	MOM-OFF-MOM	Screw	TS1012 RM	71
16)	10 Amp DPDT	MOM-OFF-MOM	Screw	TS1022 RM	91
17)	15 Amp SPST	ON-OFF	Screw	TS1510	79
18)	15 Amp SPDT	ON-ON	Screw	TS1512	86
19)	15 Amp SPDT	ON-OFF-ON	Screw	TS1512/3	86
20)	15 Amp DPST	ON-OFF	Screw	TS1520	92
21)	15 Amp DPDT	ON-ON	Screw	TS1522	110
22)	15 Amp DPDT	ON-OFF-ON	Screw	TS1522/3	110
23)	15 Amp SPDT	MOM-OFF-MOM	Screw	TS1512 RM	86
24)	15 Amp DPDT	MOM-OFF-MOM	Screw	TS1522 RM	110

CURRENT TRANSFORMER

Tape Insulated L.T. Bar Primary Transformer

- For CT Ratio 50/5A TO 150/5A Class 1. 15 VA Price Rs. 650.00
- For CT Ratio 200/5A TO 300/5A Class 1. 15 VA Price Rs. 550.00
- For CT with Secondary 1Amps Price on Request.

Ratio	Approximate Over all Dimensions in mm			Rated Burden In VA	Accuracy CLASS	Price Rs.	Ratio	Approximate Overall Dimensions in mm			Rated Burden In VA	Accuracy CLASS	Price Rs.
	ID	OD	HT					ID	OD	HT			
30/5A	33			5	5.0	322	400/5A	60	100	40	15	1.0	322
30/5A	33	66	40	5	5.0	276	500/5A	60	100	40	15	1.0	333
60/5A	33	66	40	5	5.0	276	600/5A	60	100	40	15	1.0	345
75/5A	33	66	40	5	5.0	276	800/5A	105	140	30	15	1.0	402
100/5A	33	66	40	5	5.0	276	1000/5A	105	140	30	15	1.0	414
150/5A	33	66	40	5	1.0	276	1200/5A	105	140	30	15	1.0	460
200/5A	33	66	40	10	1.0	276	1500/5A	115	165	30	15	1.0	529
250/5A	60	100	40	10	1.0	306	1600/5A	115	165	30	15	1.0	540
300/5A	60	100	40	10	1.0	310	2000/5A	115	165	30	15	1.0	632

TERMS & CONDITIONS

1. This supersedes all previous prices lists.
2. The price are on F.O.R. Mumbai basis.
3. The price are subject to change without notice.
4. All disputes are subject to Mumbai Jurisdiction.
5. All Prices are in Indian Rupees.

select

Manufactured by :

M/s. P. P. Industries

110/206, Shiva Industrial Estate, 70 Lake Road, Bhandup (W), Mumbai - 400 078.

Tel.: 022 4978 6632 / 33 Mob.: +91 99304 96997

info@selectswitches.com | selectswitches@gmail.com

www.selectswitches.com

Authorised Dealers

