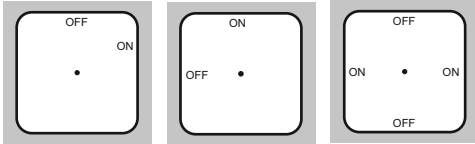


Rotary Switches

Note: All mentioned prices are for Standard Mounting & Knob. Kindly reach our branch offices for details of other mountings & knobs.

Cam Operated Rotary Switches [8536]



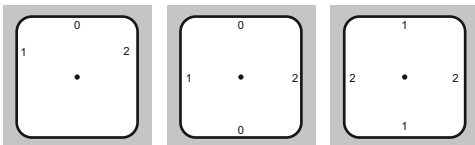
Isolators Switches (ON-OFF Switches)



60° Operation	90° Operation	90° Operation Complete Rotation	Description	M.R.P. (₹) Per Unit										
				6A (SAB13)	10A (SBB13)	16A (SCB03)	25A (SEB03)	32A (SFB03)	40A (SGB03)	63A (SIB03)	100A (SKB03)	200A (SNB03)		
Cat. No.: Program Code (First 5 digits), Next 5 digits in () # →														
61001	61191	61195	1 Pole ON - OFF	150	255	345	380	475	610	710	3735	4825		
61002	61192	61198	2 Pole ON - OFF	195	290	395	470	555	735	910	4670	6290		
61003 [§]	-	-	3 Pole ON - OFF	210	350	710	885	985	1235	1770	6325	8245		
-	61199	61197		210	350	460	615	685	860	1230	5750	7855		
61004	61194	61196	4 Pole ON - OFF	260	390	495	745	800	970	1465	6660	9340		

Offered upto 12 Pole

§ Motor Duty Switch (AC-3 Duty)

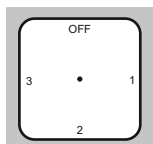


Changeover Switches (Local - Remote, Auto - Manual Switches)



With Center OFF (60°)	With OFF (90°)	Without OFF (90°) with Complete Rotation	Description	M.R.P. (₹) Per Unit										
				6A (SAB13)	10A (SBB13)	16A (SCB03)	25A (SEB03)	32A (SFB03)	40A (SGB03)	63A (SIB03)	100A (SKB03)	200A (SNB03)		
Cat. No.: Program Code (First 5 digits), Next 5 digits in () # →														
61025	61151	61037	1 P 2W	195	320	435	475	535	710	965	4825	6980		
61026	61152	61038	2 P 2W	260	385	495	645	745	975	1465	7065	10635		
61027	61153	61039	3 P 2W	320	480	660	970	1050	1230	1965	9150	13610		
61028	61154	61040	4 P 2W	395	560	760	1275	1340	1480	2465	11555	16990		

Phase Changeover (PS Series Switches)



Cat. No.: Program Code (First 5 digits), Next 5 digits in () # →	Description	M.R.P. (₹) Per Unit			
		25A (PEB03)	32A (PFB03)	40A (PGB03)	63A (PIB03)
61060	1 P 3W with OFF	416	516	754	848

Phase Changeover in SS enclosure



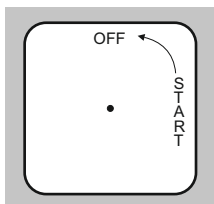
Cat. No.	Description	M.R.P. (₹) Per Unit			
		25A (E)	32A (F)	40A (G)	63A (I)
72347P □ M17TDYR.	PS Series Switches in SS enclosure	3160	3328	4920	5038

Note : Prices are available on request for higher than 4 Pole ON-OFF version. Please contact nearest E&A branch office for prices.

For complete ordering code, Kindly refer Page No. 10

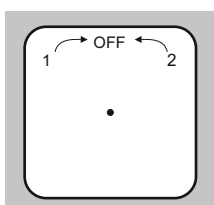
Spring Return Switches [8536]

ON - OFF Spring Return Switches



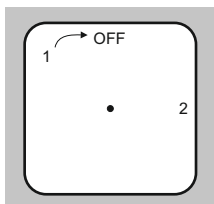
Description	Cat. No.: Program Code (First 5 digits), Next 5 digits in () #→ ↓	M.R.P. (₹) Per Unit	
		16A (SCB03)	25A (SEB03)
1 P ON - OFF	61351	745	1160
2 P ON - OFF	61352	780	1310
3 P ON - OFF	61353	885	1570
4 P ON - OFF	61354	1045	1710

Double Throw with Spring Return Switches



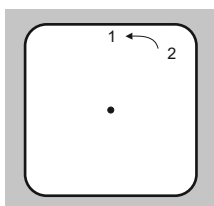
Description	Cat. No.: Program Code (First 5 digits), Next 5 digits in () #→ ↓	M.R.P. (₹) Per Unit	
		16A (SCB03)	25A (SEB03)
1 P 2W W/OFF Spring Return	61361	780	1310
2 P 2W W/OFF Spring Return	61362	1150	1710
3 P 2W W/OFF Spring Return	61363	1255	2135

One Side Spring Return Switches



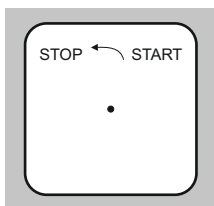
Description	Cat. No.: Program Code (First 5 digits), Next 5 digits in () #→ ↓	M.R.P. (₹) Per Unit	
		16A (SCB03)	25A (SEB03)
1 P 3W Spring Return - OFF from 1	61364	710	1310
2 P 3W Spring Return - OFF from 1	61365	1045	1710
3 P 3W Spring Return - OFF from 1	61369	1140	2135

Spring Return Switches without OFF



Description	Cat. No.: Program Code (First 5 digits), Next 5 digits in () #→ ↓	M.R.P. (₹) Per Unit	
		16A (SCB03)	25A (SEB03)
1 P 2W Spring Return - from 2 to 1	61371	710	1310
2 P 2W Spring Return - from 2 to 1	61372	1045	1710
3 P 2W Spring Return - from 2 to 1	61373	1140	2135

Start Stop Spring Return Switches



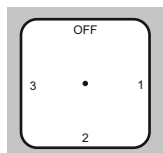
Description	Cat. No.: Program Code (First 5 digits), Next 5 digits in () #→ ↓	M.R.P. (₹) Per Unit	
		16A (SCB03)	25A (SEB03)
1 P Start Stop Spring Return	61300	885	1325
2 P Start Stop Spring Return	61388	1045	1710

For complete ordering code, Kindly refer Page No. 10

Multi Step Switches [8536]

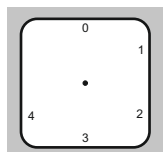


Multi Step Switches with OFF



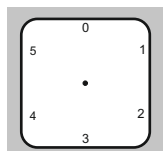
3 Way

Description	Cat. No. #	M.R.P. (₹) Per Unit								
		6A (SAB13)	10A (SBB13)	16A (SCB03)	25A (SEB03)	32A (SFB03)	40A (SGB03)	63A (SIB03)	100A (SKB03)	200A (SNB03)
1 P 3W	61060	230	365	455	PS Series Switches (Refer page no. 2)				4905	7450
2 P 3W	61080	320	425	555	765	825	1185	1335	7210	11390
3 P 3W	61100	460	575	940	1135	1240	1585	2060	9415	14995
4 P 3W	61131	590	735	1140	1420	1560	2120	2475	11895	18750



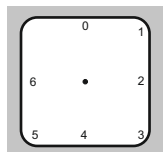
4 Way

1 P 4W	61061	270	330	660	805	890	1015	1375	6895	***
2 P 4W	61081	460	615	780	850	985	1450	1610	11555	***
3 P 4W	61101	635	775	1240	1420	1630	1845	2475	17415	22490
4 P 4W	61132	770	1150	1575	1705	1820	2405	2855	24435	36655



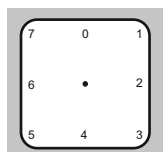
5 Way

1 P 5W	61062	295	430	700	1005	1020	1045	1475	***	13995
2 P 5W	61082	535	805	1015	1370	1610	1650	2065	***	***
3 P 5W	61102	710	1475	1760	1940	2140	2390	2800	23185	***



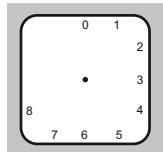
6 Way

1 P 6W	61063	385	535	735	1015	1040	1075	***	***	***
2 P 6W	61083	635	***	1075	***	1845	***	3460	***	***
3 P 6W	61103	885	***	2025	2285	2460	***	2880	***	***



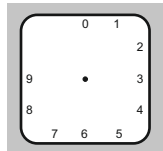
7 Way

1 P 7W	61064	395	605	795	1020	1070	1110	1725	***	***
2 P 7W	61084	665	***	1055	1600	1705	2360	2735	***	***
3 P 7W	61104	920	***	1705	2105	***	3220	3790	***	***



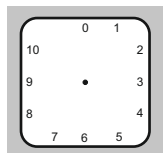
8 Way

1 P 8W	61065	445	660	790	1400	***	1755	***	***	***
2 P 8W	61085	730	***	1440	***	***	***	***	***	***



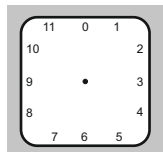
9 Way

1 P 9W	61066	460	***	***	***	***	***	***	***	***
2 P 9W	61086	830	***	2110	***	***	***	***	***	***



10 Way

1 P 10W	61067	535	795	1100	2390	***	***	***	***	***
2 P 10W	61087	855	***	***	***	***	***	***	***	***



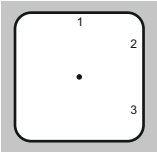
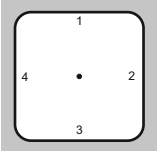
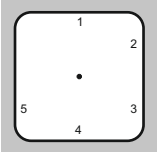
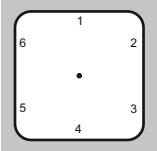
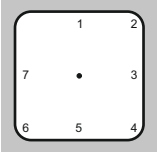
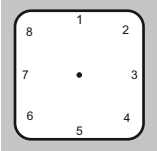
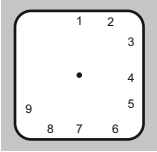
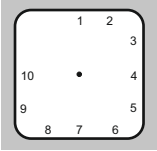
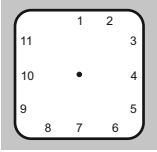
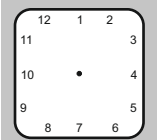
11 Way

1 P 11W	61068	635	***	1005	2610	***	***	***	***	***
2 P 11W	61088	970	***	***	***	***	***	***	***	***

***Prices are available on request.

Program Code first 5 digits, Next 5 digits in (), For complete ordering code, kindly refer Page No. 10

Multi Step Switches without OFF

	Description	Cat. No. #	M.R.P. (₹) Per Unit								
			6A (SAB13)	10A (SBB13)	16A (SCB03)	25A (SEB03)	32A (SFB03)	40A (SGB03)	63A (SIB03)	100A (SKB03)	200A (SNB03)
	1 P 3W W/O OFF	61049	215	350	465	590	615	945	1070	***	7560
	2 P 3W W/O OFF	61069	320	530	650	780	1175	1185	1400	7210	13610
	3 P 3W W/O OFF	61089	460	660	970	1135	1240	1585	2060	9415	15095
	4 P 3W W/O OFF	61120	590	735	1125	1445	1540	3380	3730	***	***
	1 P 4W W/O OFF	61050	245	380	560	710	745	1035	1435	4905	7725
	2 P 4W W/O OFF	61070	360	550	660	840	920	1240	1610	7580	12240
	3 P 4W W/O OFF	61090	490	540	1055	1340	1480	1620	2165	9980	16500
	4 P 4W W/O OFF	61121	680	735	1230	1620	1725	2165	2890	12260	20875
	1 P 5W W/O OFF	61051	295	395	605	800	987	***	1475	6295	***
	2 P 5W W/O OFF	61071	535	720	845	1280	1610	***	***	***	15505
	3 P 5W W/O OFF	61091	710	1475	1605	1755	1925	2040	2880	***	***
	1 P 6W W/O OFF	61052	310	650	755	890	1020	1195	1510	7210	14115
	2 P 6W W/O OFF	61072	620	755	1020	1590	1635	1650	2110	14370	18470
	3 P 6W W/O OFF	61092	755	1385	1730	1900	1970	2155	2880	24435	38630
	1 P 7W W/O OFF	61053	385	605	685	1055	***	***	***	12710	***
	2 P 7W W/O OFF	61073	665	***	1140	1620	***	***	***	***	***
	3 P 7W W/O OFF	61093	920	***	1885	2455	***	***	3875	***	***
	1 P 8W W/O OFF	61054	395	715	855	1070	1125	1245	1820	12075	***
	2 P 8W W/O OFF	61074	705	1135	1440	1690	1830	***	3530	***	***
	3 P 8W W/O OFF	61094	990	***	2055	2210	2250	2580	4070	***	***
	1 P 9W W/O OFF	61055	460	***	1365	***	***	***	***	***	***
	2 P 9W W/O OFF	61075	780	***	***	***	***	***	***	***	***
	1 P 10W W/O OFF	61056	495	760	1055	***	***	***	***	***	***
	2 P 10W W/O OFF	61076	865	***	***	***	***	***	***	***	***
	1 P 11W W/O OFF	61057	915	***	***	***	***	***	***	***	***
	2 P 11W W/O OFF	61077	1045	***	***	***	***	***	***	***	***
	1 P 12W W/O OFF	61058	965	***	1125	2700	2875	***	***	***	***
	2 P 12W W/O OFF	61078	1130	***	***	***	***	***	***	***	***

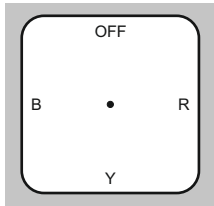
***Prices are available on request.

Program Code first 5 digits, Next 5 digits in (), For complete ordering code, kindly refer Page No. 10

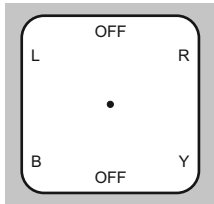
Instrumentation Selector Switches [8536]



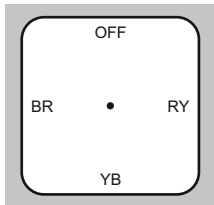
Ammeter Selector Switches (ASS)



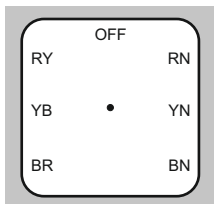
Description	Cat. No.	Amps	M.R.P. (₹) Per Unit
Line Currents with OFF with CT	61325 SAB13TDYR	6A	320
Line Currents with OFF with CT	61325 SBB13TDYR	10A	340
Line Currents with OFF with CT	61325 SCB03TDYR	16A	490
Line Currents with OFF without CT	71000 SCB03TDYR	16A	1405
Direct Currents with OFF without CT	71000 SEB03TDYR	25A	1620
Direct Currents with OFF without CT	71000 SFB03TDYR	32A	1945
Direct Currents with OFF without CT	71000 SGB03TDYR	40A	3420
Direct Currents with OFF without CT	71000 SIB03TDYR	63A	3610



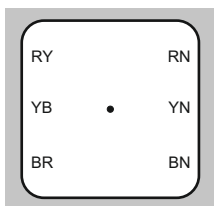
Voltmeter Selector Switches (VSS)



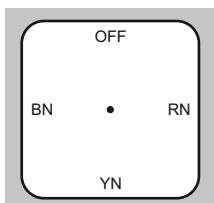
Description	Cat. No.	Amps	M.R.P. (₹) Per Unit
Voltage between Phases with OFF	61312 SAB13TDYR	6A	235
Voltage between Phases with OFF	61312 SBB13TDYR	10A	310
Voltage between Phases with OFF	61312 SCB03TDYR	16A	440



Description	Cat. No.	Amps	M.R.P. (₹) Per Unit
Voltage between Phases & Individual Phases to Neutral with OFF	61313 SAB13TDYR	6A	415
Voltage between Phases & Individual Phases to Neutral with OFF	61313 SBB13TDYR	10A	615
Voltage between Phases & Individual Phases to Neutral with OFF	61313 SCB03TDYR	16A	830

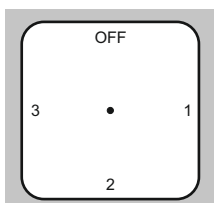


Description	Cat. No.	Amps	M.R.P. (₹) Per Unit
Voltage between Phase & Phase to Neutral without OFF	61314 SBB13TDYR	10A	610



Description	Cat. No.	Amps	M.R.P. (₹) Per Unit
Voltage between Phases & Phase to Neutral without OFF	61311 SAB13TDYR	6A	415
Voltage between Phases & Phase to Neutral with OFF	61311 SBB13TDYR	10A	415

Ammeter & Voltmeter Combined Switch



Description	Cat. No.	Amps	M.R.P. (₹) Per Unit
Voltage between Phases to Neutral & Current of that Phase	61338 SBB13TDYR	10A	650



Control your breaker remotely through TNC switch

Breaker Control Switches (Trip-Neutral-Close)

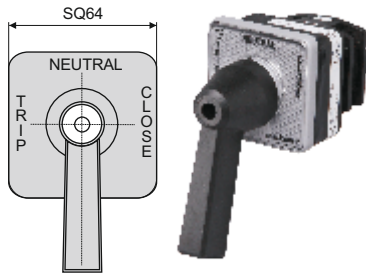
- 1NO+1NO, 2NO+2NC model available in 25A
- Barrel lock option available
- Lost motion contact (LMD) & Sequence Locking available



Customer Interaction Center (CIC)

BSNL / MTNL (toll-free): 1800 233 5858 Reliance (toll-free): 1800 200 5858
Tel: 022 6774 5858 Email: cic@Lntebg.com Web: www.Lntebg.com

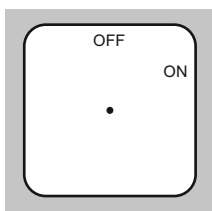
Breaker Control Switches (Trip - Neutral - Close)



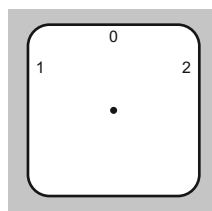
Rating	Contact Arrangement	Mounting Type	Cat. No.	M.R.P. (₹) Per Unit
25A	1Trip + 1Close	Standard	73257SEB03PGGB	1230
25A	1Trip + 1Close	Standard	73257SEB03PGYR	1230
25A	1Trip + 1Close	Barrel Lock	73257SEB90PGBB	1705
25A	2Trip + 2Close	Standard	72009SEB03PGBB	1449
25A	2Trip + 2Close	Standard	72009SEB03PGYR	1449
25A	2Trip + 2Close	Standard	72009SEB03PGGB	1449
25A	2Trip + 2Close	Barrel Lock	72009SEB90PGBB	2090

Other option such as sequence inter lock (SIL) & lost motion device (LMD) available on request.

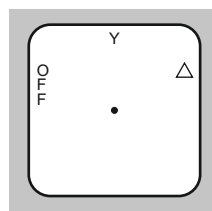
Motor Duty Switches



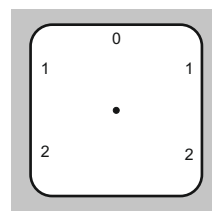
61003



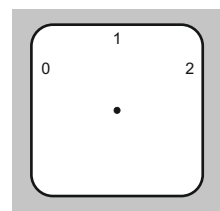
61211



61200



61217



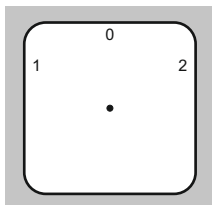
61212

Description	Cat. No. #	M.R.P. (₹) Per Unit						
		16A (SCB03)	25A (SEB03)	32A (SFB03)	40A (SGB03)	63A (SIB03)	100A (SKB03)	200A (SNB03)
ON - OFF Switch	61003	710	885	985	1235	1770	6325	8245
FOR - OFF - REV Switch	61211	535	660	780	2035	2475	6305	10165
Star - Delta Switch	61200	710	930	1170	1785	2285	***	***
2 Speed for FOR - OFF - REV Switch	61217	***	1685^	***	2815	***	***	***
2 Speed forward Switch	61212	780	1535	1920	2415	2960	7885	9105

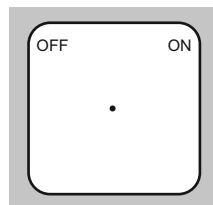
^ Supplied only with ball grip handle

Program Code first 5 digits, Next 5 digits in (), For complete ordering code, kindly refer Page No. 10

Switches in Enclosure



73393, 71913



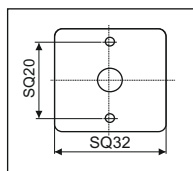
72244



Description	Cat. No.	Amps	M.R.P.
FOR - OFF - Rev in SS with ball grip handle	73393SCM17BGXB	16A	660
FOR - OFF - Rev in SS with ball grip handle	71913SEM17BGYR	25A	1005
FOR - OFF - Rev in SS with ball grip handle	71913SFM17BGYR	32A	1385
3 Pole ON - OFF in SS	72244SEM17TDYR	25A	875
3 Pole ON - OFF in SS	72244SFM17TDYR	32A	1195
3 Pole 2Way Without OFF in SS	61153SCM17TDYR	16A	1090

For any other rating requirement please contact nearest E&A branch office

Rotary Switch Accessories [8538]



Front Plate Assembly

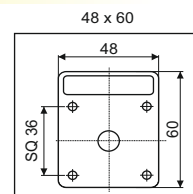
Description	Cat. No.	Size	M.R.P. (₹) Per Unit
Front Plate for 6 to 16A	FP16SQ48	48 x 48	35
Front Plate for 25 & 32A	FP32SQ64	64 x 64	60
Front Plate for 40 to 200A	FP200SQ88	88 x 88	95



Tear Drop Flag Knob Ball Grip Lever Handle

Handles & Knobs

Description	Cat. No.	Size	M.R.P. (₹) Per Unit
Flag Handle for 16A	KNFHS2	48 x 48, 48 x 60	20
Flag Handle for 25 - 32A	KNFHS3	64 x 64, 64 x 80	35
Ball Handle for 16 - 32A	HNBHS1	64 x 64, 64 x 80	85
Ball Handle for 40 - 63A	HNBHS2	88 x 88, 104 x 104	95
PG Handle for 16 - 32A	HNPGS1	64 x 64, 64 x 80	105
Lever Handle for 40 - 200A	HNLVS1	88 x 88, 104 x 104	130
Tear Drop for 6 - 16A	KNTDS1	48 x 48, 48 x 60	20
Tear Drop for 16 - 32A	KNTDS2	64 x 64, 64 x 80	35
Tear Drop for 40 - 400A	KNTDS3	88 x 88, 104 x 104	70



Special Front Plate Assembly

Description	Cat. No.	Size	M.R.P. (₹) Per Unit
SPL IND Plates upto 16A	FPRT4860	48 x 60	60
SPL IND Plates for 16 - 32A	FPRT6480	64 x 80	105

Script Plate (marking plate)

Description	Cat. No.	Size	M.R.P. (₹) Per Unit
Script Plate for 6 - 16A	SPSQ48	48 x 48	20
Script Plate for 16 - 32A	SPSQ64	64 x 64	25
Script Plate for 40 - 200A	SPSQ88	88 x 88	30
Script Plate for 6 - 16A	SPRT4816	48 x 16	10
Script Plate for 6 - 32A	SPRT6416	64 x 16	12

Mounting Plates (used for Back Fixing Plate)

Description	Cat. No.	Size	M.R.P. (₹) Per Unit
Rear MTG Plate for 6 - 16A	MPSQ48	48 x 48	15
Rear MTG Plate for 25 - 32A	MPSQ64	64 x 64	25
Rear MTG Plate for 40 - 63A	MPSQ88	88 x 88	55
Rear MTG Plate for 80 - 400A	MPSQ104	104 x 104	105
DIN Rail Attachment upto 32A	B21DIN35	-	95

Wall Type Mounting Boxes (upto 32A - maximum 4 Contacts)

Description	Cat. No.	M.R.P. (₹) Per Unit
Plastic / ABS Enclosure B17 16A upto 3 Stage / 25A upto 2 Stage	WMBABS	640
Aluminium Enclosure B17 16A upto 3 Stage / 25A upto 2 Stage	WMBAL	1065
SS Enclosure M17 upto 32A - 4 Stage	WMBSS	400



B31 PVC Enclosure

Note: Switches to be order separately.

Script Plate - Silver Finish (for Black Front Plate Assembly Only)

Description	Cat. No.	Size	M.R.P. (₹) Per Unit
Silver Finish 48 x 48 mm	SFSQ48	48 x 48	21
Silver Finish 64 x 64 mm	SFSQ64	64 x 64	24
Silver Finish 88 x 88 mm	SFSQ88	88 x 88	30
Silver Finish 104 x 104 mm	SFSQ104	104 x 104	53

Shrouding Cover (maximum 6 Contacts Round Type)

Description	Cat. No.	M.R.P. (₹) Per Unit
Shrouding Cover for 6 - 10A	SHCS1	65
Shrouding Cover for 16A	SHCS2	65
Shrouding Cover for 25 - 32A	SHCS3	100
Shrouding Cover for 40 - 63A	SHCS4	105
Special Cover for Extended Termination 80 - 400A (maximum 2 Contact Stage)	SHCS5	780

Ordering Code for Rotary Switches

Example for : 25A 3 Pole ON - OFF Switch


	1. Programme Code				2. Type		3. Ampere		4. Mounting		5. Knob		6. Colour	
25A 3 Pole														
ON - OFF Switch	6	1	1	9	7	S	E	B	0	3	T	D	Y	R

1. Programme Code


Programme	Programme Code
Isolators	Pg. No. 3
Changeovers Switches	Pg. No. 3
Spring Return Switches	Pg. No. 4
Multistep Switches with OFF	Pg. No. 5
Multistep Switches without OFF	Pg. No. 6
Instrumentation Switches	Pg. No. 7
Motor Control Switches	Pg. No. 8
Switches in SS Enclosure	Pg. No. 8
Breaker Control Switches	Pg. No. 8

2. Type Selection


Type	Code
S-Series (6 to 400A)	S
Touch Proof (6 to 16A)	T
Rear Access Termination (16 to 63A)	R
Phase Selector Only for 1 Pole 3 Way with OFF (25 to 63A)	P
DC Switches (16 to 500A)	D



S Series
Open Version



TP Series
Touch Proof



RT Series
Touch Proof &
Rear Termination

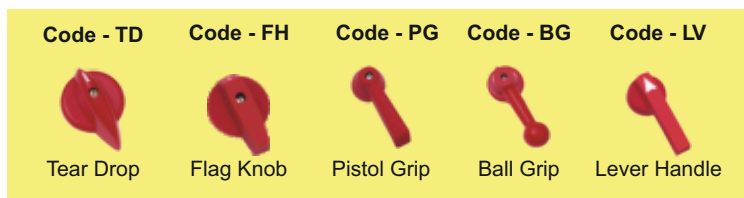
3. Ampere Selection

Ampere	Code	Ampere	Code
6	A	100	K
10	B	125	L
16	C	160	M
20	D	200	N
25	E	250	O
32	F	300	P
40	G	400	Q
50	H	500	R
63	I	600	S
80	J	800	T

4. Mounting Style



5. Knob / Handle Selection



6. Color Combination Selection Table



Front Plate

Standard Style	Frame Size	Bigger Style
Current Ratings 6/10 Amps		Current Ratings ---
16/20 Amps		6/10 Amps
25/32 Amps		16/20 Amps
S40 Amps & above		25/32 Amps
—		S40 Amps & above

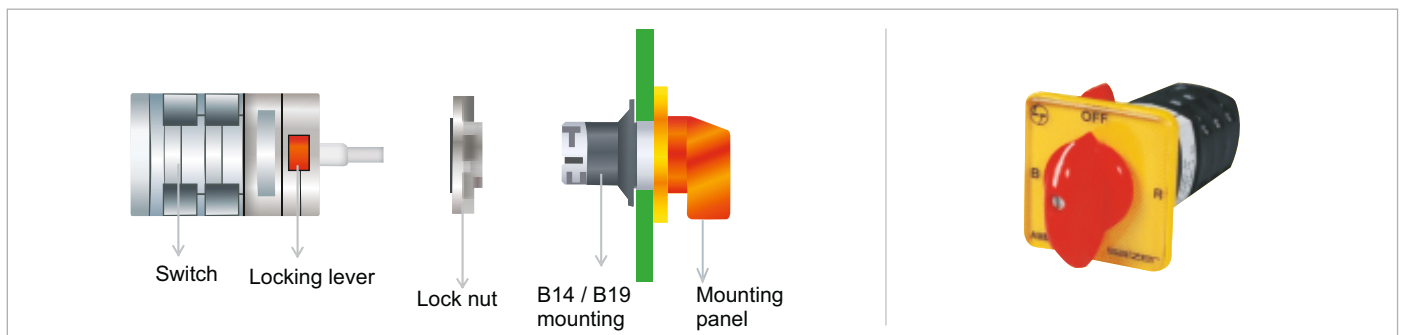
Note: 1. For ratings of 6/10A, standard mounting style is B13
2. Single hole mounting equivalent of B03 is B19 and B13 is B14.

Mounting Feasibility

Mounting Code	Description	Feasibility					
		6/10A	16/20A	25/32A	40/63A	80/100/125A	200/400A
B03	Front Mounting, Standard Mounting plate		✓	✓	✓	✓	✓
B13	Front Mounting with next size plate	✓	✓	✓	✓	✓	✓
B00	Front Mounting 48 x 48 plate for 25/32 A and 64 x 64 plate for 40/63A			✓	✓		
B19	Single Hole Mounting 32 x 32 plate for 6/10A only 48 x 48 Plate for 16-32A	✓	✓	✓			
B14	Single Hole Mounting 48 x 48 plate for 6/10A	✓					
B33	Front Mounting with Round Padlock for 2 Position (for Isolators)		✓	✓	✓	✓	✓
B30	Front Mounting with Rectangular Padlock 2 Position (for Isolators)		✓	✓	✓	✓	✓
B63	Key Lockable type (Handle/Knob)		✓	✓	✓		
B90	Center Key Lock (Pistol grip Handle in black color only)		✓	✓			
B02	Rear / (Back/Base) Mounting	✓	✓	✓	✓	✓	✓
B21	DIN Rail Mounting on 35 mm Rail 6-32 Amps	✓	✓	✓			
B32	Rear / Base Mounting, Door Interlock + Rectangular Padlock (B30+B42)		✓	✓	✓	✓	✓
B34	Rear / Base Mounting, Door Interlock + Round Padlock (B33+B42)		✓	✓	✓	✓	✓
B41	Rear Mounting with Clutch Mechanism on Door (Door Open in all position without Interlock)		✓	✓	✓	✓	✓
B42	Rear Mounting with Interlock Mechanism on Door		✓	✓	✓	✓	✓
F47	Door Clutch, Mounting Plate at front		✓	✓	✓	✓	✓
B17	ABS Enclosure	Max stages	upto 4	upto 3	upto 5	upto 5	
B31	ABS Enclosure with Round Padlock (B33+B17)	Max stages		upto 2	upto 2	upto 2	
M17	Metal Enclosure	Max stages	upto 4	upto 4	upto 3		
A17	Aluminium Enclosure	Max stages	upto 4	upto 3	upto 2		
B40	Single Hole Mounting with Padlock 48 x 48 Plate For 16-32A			✓	✓		
B43	Single Hole Mounting with Center key 48 x 48 Plate for 16-32A			✓	✓		
B45	Single Hole Mounting with Round Ring with Knob 16A-32A			✓	✓		

Single Hole Mounting Rotary Switch

Single hole mounting (SHM) range of rotary switches uses a unique mounting concept that requires just a single Ø22.5 cutout to mount the switches on the panel. These help in reducing the time and cost during assembly.



Benefits:

- **Single hole panel cutout** - makes easier for fitting on the panel
- **Easy mounting** - reduces assembly time by 50% over conventional 5 hole mounting
- **Wiring accessibility** - reduces wiring time, the switch can be wired separately and then snap fitted to the mounting assembly using the locking lever.

EB - GEN Changeover Switches [8536]

3 Pole EB - GEN Changeover Switches



B13 Mounting

Description	Cat. No.	M.R.P. (₹) Per Unit						
		25A (E)	32A (F)	40A (G)	63A (I)	80A (J)	100A (K)	125A (L)
3 Pole C/O Front Panel Mounting	EBX31153B13BGYR	2303	2398	2797	2911	*	*	*
3 Pole C/O Rear Mounting	EBX31153MB42BGYR	2671	2768	3222	3322	5939	7430	9282
3 Pole C/O in SS Enclosure	EBX31153SB31BGYR	3194	3281	3797	3910	*	*	*
3 Pole C/O Rear Mounting	EBX31153B21BGYR	2671	2768	3222	3322	5939	7430	9282
3 Pole C/O Rear Mounting	EBX31153MB34LHGB	2671	2768	3222	3322	5939	7430	9282
3 Pole C/O in Polycarbonate Enclosure	EBX31153B31LBGYR	3194	3281	3797	3910	*	*	*
3 Pole C/O in SS Enclosure	EBX31153SB31XLLHYR	*	*	*	*	8393	9874	11725

4 Pole EB - GEN Changeover Switches



MB42 Mounting

Description	Cat. No.	M.R.P. (₹) Per Unit						
		25A (E)	32A (F)	40A (G)	63A (I)	80A (J)	100A (K)	125A (L)
4 Pole C/O Front Panel Mounting	EBX31154B13BGYR	2671	2768	3281	3377	*	*	*
4 Pole C/O Rear Mounting	EBX31154MB42BGYR	3009	3125	3689	3841	7490	9372	11707
4 Pole C/O in SS Enclosure	EBX31154SB31BGYR	3561	3699	4291	4444	*	*	*
4 Pole C/O Rear Mounting	EBX31154B21BGYR	3009	3125	3689	3841	7490	9372	11707
4 Pole C/O Rear Mounting	EBX31154MB34LHYR	3009	3125	3689	3841	7490	9372	11707
4 Pole C/O in Polycarbonate Enclosure	EBX31154B31LBGYR	3561	3699	4291	4444	*	*	*
4 Pole C/O in SS Enclosure	EBX31154B31XLLHYR	*	*	*	*	9943	11812	14161

Rating Selection Table



SB31 Enclosure

Ampere (A)	Code (□)
25	E
32	F
40	G
63	I

Note : SB 31 Enclosure for 25A to 63A ratings.

B21 Mounting model is similar to B13 model with links provided on the common side.

*** - Please contact nearest E&A branch office.