

Rolycab[®] DUCTS



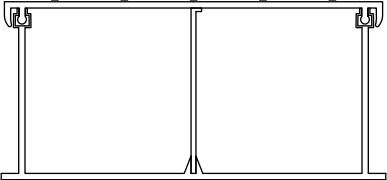
MANUFACTURER OF RIGID PVC DUCTS & CHANNELS

ABOUT US :


Rolycab Industries (Unit II), introduces themselves as the manufactures of wiring ducts and systematic wiring trunking in a wide range of size and colours called "ROLYCAB DUCTS".

Rolycab Ducts are a premium management solution for routing and concealing wiring in control panel.

ROLYCAB DUCTS :


TYPES	DESIGN INFORMATION & USAGE :
<p>RI-I : For Trunking</p> 	<p>RI I has been specially designed for trunking, with a unique locking system. RI I is designed with a non-sliding cover, to overcome some major issued faced in the industry toda</p> <p>Usage of this product is usually in Lift Industries, Residential and Commer- cial buildings, Computer LAN wirings, telephone cable wirings, etc.</p>
<p>RI-II : For Duct/Channels</p> 	<p>The RI II is a simple easy to open and close design. The cap is designed and engineered to get a better grip of the channel. The cap also completly minimises sliding of the cap. with these changes it has made opening and closing of the channel easier, as and when required. This locking system is generally available in national and international market.</p> <p>Usage of this product in mainly in Control Panels and Electrical Cabinets. Also in Lift Industries, Commercial buildings, Computer LAN wirings, Telephone cable wirings, etc.</p>
<p>Lift Machine Room Duct</p> 	<p>We have developed an all new Machine Room Duct in Rigid PVC for lift control rooms, to replace G.I. Ducts.</p> <p>Features:</p> <ul style="list-style-type: none"> > Anti Rust > Acts as an extra insulation to the cables > Added anti slippery line over the Top Cover > Easy to Open and Close. > Divider given- in-between, to separate electronic cables and electrical power cable.

TYPES OF SLOTS:



SS-1 : THIN SLOT

Slot Distance: 5mm
Distance Between Slot : 8mm



SS-2 STANDARD SLOT

Slot Distance: 8mm
Distance Between Slot : 12mm







NEW SS-3 CLOSE TOP SLOT

Slot Distance: 8mm
Distance Between Slot : 8mm



* Introducing for the first time a slot that closed from the top. To avoid the common problem of fingers remaining outside while fixing the top again after wiring.

- Advantages:**
- Increases the strength of the product.
 - Easy to open and close.
 - Just needs a cut where wire has to be inserted, using RCI Duct Cutter.

PRODUCT SIZES AVAILABLE FOR DUCTS & CHANNELS:

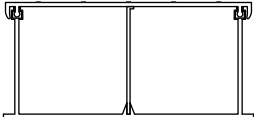

SIZE	SLOT			
RI II With CE Mark				
H x W		SS 1	SS 2	SS 3
25 x 25	✓	✓		✓
30 x 25	✓	✓		✓
45 x 25	✓	✓	✓	✓
45 x 45	✓	✓	✓	✓
45 x 60	✓	✓	✓	✓
60 x 25	✓	✓	✓	✓
60 x 45	✓	✓	✓	✓
60 x 60	✓	✓	✓	✓
80 x 25	✓	✓	✓	✓
80 x 45	✓	✓	✓	✓
80 x 60	✓	✓	✓	✓
80 x 80	✓	✓	✓	✓
100 x 100	✓		✓	

PRODUCT SIZES AVAILABLE FOR TRUNKING:

RI I		
With CE Mark	SIZE (H x W)	AVAILABLE
	25 x 25	✓
	30 x 25	✓
	45 x 25	✓
	45 x 45	✓
	45 x 60	✓
	50 x 100	✓
	60 x 25	✓
	60 x 45	✓
	60 x 60	✓
	80 x 25	✓
	80 x 45	✓
	80 x 60	✓
	80 x 80	✓
	100 x 100	✓

NOTE: In size 50mm x 100mm we also have divider available separately to organize electronic and electrical wiring.

PRODUCT SIZES AVAILABLE FOR MACHINE ROOM DUCT:

With CE Mark		
	SIZE (H x W)	AVAILABLE
	50 x 50	✓
	50 x 100	✓

TECHNICAL SPECIFICATION

- > Material Specification: High impact, Self Extinguishing, Rigid PVC
- > Mechanical Specification: Tensile Strength- > 390kg/cm² / Impact Strength- > 7kgs.cm/cm
- > Electrical Properties: Di-electric Strength-- 36kV/mm
- > Flammability: UL94 V
- > Colour: Standard - Grey

OTHER SPECIFICATION & FEATURES:

- > Manufactured from specially compounded high-impact rigid PVC (Poly Vinyl Chloride).
- > Provided High Tensile & Compressive Strength.
- > Smooth corners and edges, so will not abrade wiring or irritate hand.
- > Unique cover design assures the duct cover will not slide once installed or during vibration.
- > Facilitates systematic wiring
- > Enhances clarity and aesthetic look.
- > Allows faster addition, fault tracing of wires and connection.
- > Highly durable, will not crack, peel or chip also resistant to oil, fungus and salt solutions.
- > Easy and effective cover grip.
- > High dielectric strength can withstand temperature upto 50 degrees.
- > Narrow slots/fingers design provides more slots to closer fit the spacing of high density terminal blocks and other hardware.
- > Provided with mounting holes.
- > Bunching and taping of wires can be avoided.
- > Also can be used as systematic wiring trunking.
- > Provide complete electrical insulation.

NOTE:

- > RI-I & RI-II are available in 1 meter.
- > 2 meters & 2.9 meter are also available on request for bulk quantity.
- > Other colours: Black, Blue & White are available for bulk quantity, on request.

Formula To Select Wire Duct For Wire

$$\text{Approx wire Fill Capacity} = 50\% \text{ of } \left(\frac{\text{Usable Duct Area}}{\text{Wire Area}} \right)$$

$$\text{Usable Duct Area} = W \times H \times 0.90$$

$$\text{Wire Area} = 0.785 \times D^2 \text{ or } \frac{\pi \times D^2}{4}$$

$$W = \text{Width of Duct in mm} \quad H = \text{Height of Duct in mm}$$

$$D = \text{Diameter of Duct in mm}$$

Example : Duct size = 45mm (H) x 45mm (W)

Diameter of wire = 3.10mm.

$$\text{Wire fill capacity} = 0.50 \times \left(\frac{45 \times 45 \times 0.90}{0.785 \times 3.10 \times 3.10} \right)$$

$$\text{Wire fill capacity} = 0.50 \times \left(\frac{1822.5}{7.544} \right)$$

$$\text{Wire fill capacity} = 0.50 \times 241$$

Approx Wire fill capacity = 120 wires

ACCESSORIES:

We introduce “RCI-I” Duct Cutter as an addition to our range of products.

As a user, you always need the duct to be cut to a required length. The “RCI-I” Duct Cutter is handy and very easy to use for cutting the PVC duct in the required length with minimal effort.

