

# Caster Wheels Means HOD

HOD CASTER WHEELS INDIA SOLE AGENT  
[www.procasterwheels.com](http://www.procasterwheels.com)

# INTRODUCTION OF PRODUCTION AND TEST EQUIPMENTS



Braking Performance Testing Equipment



Obstacle Dynamic Testing Equipment for Line



Non-Obstacle Dynamic Testing Equipment for Cylindrical Track




Corrosion Testing Equipment



Abrasion Resistant Testing Equipment



Temperature Testing Equipment



Fatigue Testing Equipment for Braking



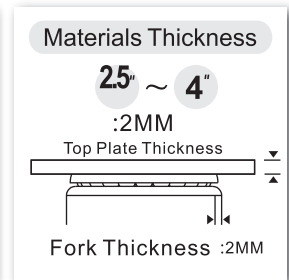
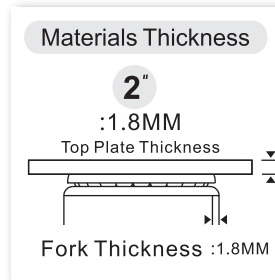
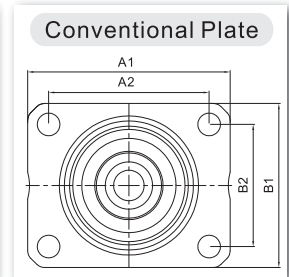
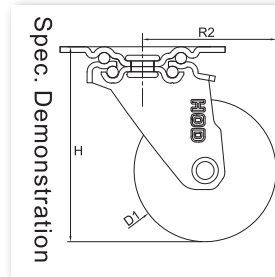
Durometer Testing Equipment



B-31 SERIES LIGHT DUTY



30-65 Kg.



PCW-B31-FX-50-PU-O



PCW-B31-PL-75-PU-O



PCW-B31-PK-50-PU-O



PCW-B31-TH-50-PU-O



PCW-B31-TK-50-PU-O

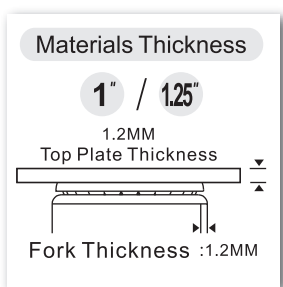
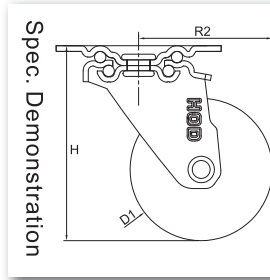
WHEEL DIA (MM)	TREAD WIDTH (MM)	LOAD CAPACITY (Kg.) Per Pc.	WHEEL MATERIAL	LOAD HEIGHT (MM)	SWIVEL RADIUS (MM)	BRAKE RADIUS (MM)	BEARING	PLATE SIZE (MM) A1XB1 A2XB2		ITEM CODE	MRP/PCS
50	22	30 Kg.	POLY URTHENE (PU)	68.5	47	67.5	DERLIN BEARING	58.5X47	46X35	PCW-B31-FX-50-PU-O	100
									6.5	PCW-B31-PL-50-PU-O	130
									M8X15	PCW-B31-PK-50-PU-O	165
										PCW-B31-TH-50-PU-O	150
										PCW-B31-TK-50-PU-O	185
75	22	50 Kg.	POLY URTHENE (PU)	95.5	64.5	69.5	DERLIN BEARING	70X52	PCW-B31-FX-75-PU-O	205	
								8.5	54X36	PCW-B31-PL-75-PU-O	255
100	25	65 Kg.	POLY URTHENE (PU)	122	83	88	DERLIN BEARING	80X58	PCW-B31-FX-100-PU-O	290	
								8.5	63X40	PCW-B31-PL-100-PU-O	360



# B-31 SERIES LIGHT DUTY



8-40 Kg.



PCW-B31-FX-50-TPR-BR

PCW-B31-PL-25-TPR-BR

PCW-B31-PK-50-TPR-BR

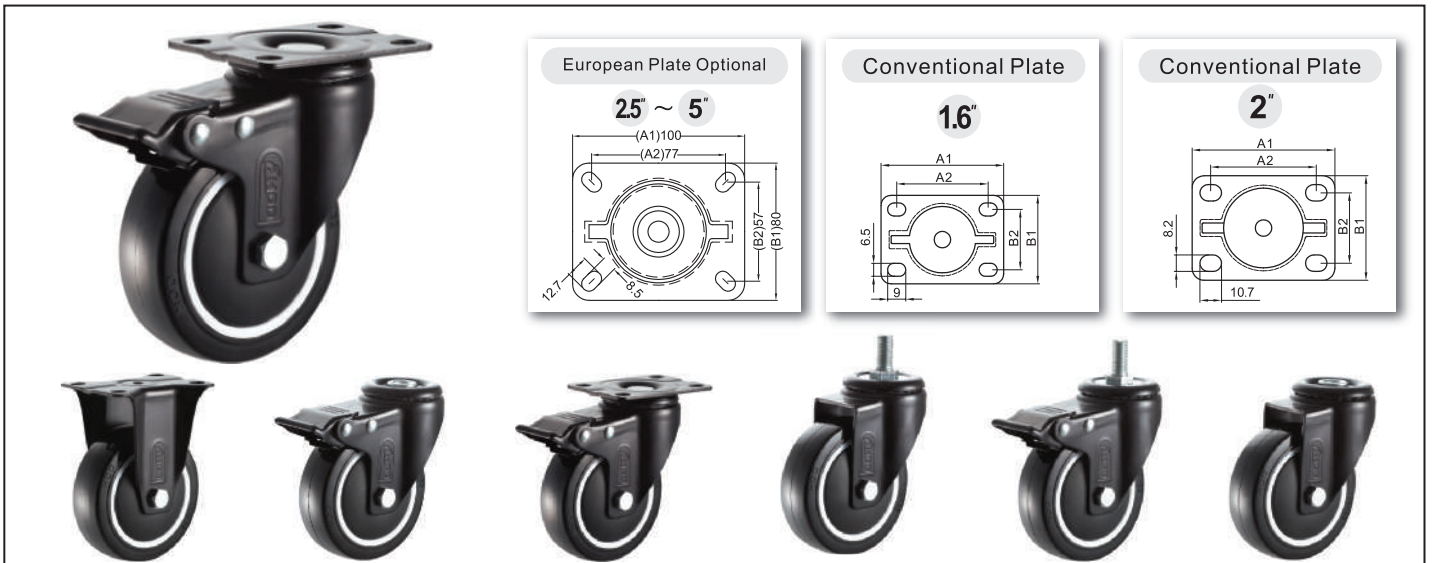
PCW-B31-TH-50-TPR-BR

PCW-B31-TK-50-TPR-BR

WHEEL DIA (MM)	TREAD WIDTH (MM)	LOAD CAPACITY (Kg.) Per Pc.	WHEEL MATERIAL	LOAD HEIGHT (MM)	SWIVEL RADIUS (MM)	BRAKE RADIUS (MM)	BEARING	PLATE SIZE (MM) A1XB1 A2XB2	ITEM CODE	MRP/PCS	
25	13	8 kg.	THERMO PLASTIC RUBBER (TPR)	37	28	48.5	DERLIN BEARING	38X30 4.2	29X21	PCW-B31-PL-25-TPR-BR	80
										PCW-B31-PK-25-TPR-BR	115
38	17	15 kg.	THERMO PLASTIC RUBBER (TPR)	52	37	57	DERLIN BEARING	46X38 5.2	36X28	PCW-B31-PL-38-TPR-BR	105
										PCW-B31-PK-38-TPR-BR	140
									M8X15	PCW-B31-TH-38-TPR-BR	120
										PCW-B31-TK-38-TPR-BR	150
50	22	20 Kg.	THERMO PLASTIC RUBBER (TPR)	68.5	47	67.5	DERLIN BEARING	58.5X47 6.5	46X35	PCW-B31-FX-50-TPR-BR	105
										PCW-B31-PL-50-TPR-BR	130
										PCW-B31-PK-50-TPR-BR	165
									M8X15	PCW-B31-TH-50-TPR-BR	155
									PCW-B31-TK-50-TPR-BR	190	
75	22	35 Kg.	THERMO PLASTIC RUBBER (TPR)	95.5	64.5	69.5	DERLIN BEARING	70X52 8.5	54X36	PCW-B31-FX-75-TPR-BR	225
										PCW-B31-PL-75-TPR-BR	275
100	25	40 Kg.	THERMO PLASTIC RUBBER (TPR)	122	83	88	DERLIN BEARING	80X58 8.5	63X40	PCW-B31-FX-100-TPR-BR	310
										PCW-B31-PL-100-TPR-BR	385



# B-51 SERIES MEDIUM DUTY 100-150 Kg.



PCW-B51-FX-63-PU-B PCW-B51-HK-75-PU-B PCW-B51-PK-100-PU-B PCW-B51-TH-125-PU-B PCW-B51-TK-125-PU-B PCW-B51-HO-125-PU-B

WHEEL DIA (MM)	TREAD WIDTH (MM)	LOAD CAPACITY (Kg.) Per Pc.	WHEEL METEIRAL	LOAD HEIGHT (MM)	SWIVEL RADIUS (MM)	BRAKE RADIUS (MM)	BEARING	PLATE SIZE (MM)		ITEM CODE	MRP/PCS	
								A1XB1	A2XB2			
63	32	100 Kg.	POLY URTHENE (PU)	94	66.5	102	SINGLE BALL BEARING	95X66.5	8.5	74.5X45 M12X25	PCW-B51-FX-63-PU-B	370
											PCW-B51-PL-63-PU-B	450
											PCW-B51-PK-63-PU-B	580
											PCW-B51-TH-63-PU-B	450
											PCW-B51-TK-63-PU-B	580
											PCW-51-WH-63-PU-B	180
75	32	115 Kg.	POLY URTHENE (PU)	106	72.5	102	SINGLE BALL BEARING	95X66.5	8.5	74.5X45 M12X25	PCW-B51-FX-75-PU-B	410
											PCW-B51-PL-75-PU-B	475
											PCW-B51-PK-75-PU-B	620
											PCW-B51-TH-75-PU-B	475
											PCW-B51-TK-75-PU-B	620
											PCW-B51-HO-75-PU-B	475
PCW-51-WH-75-PU-B	200											
100	32	140 Kg.	POLY URTHENE (PU)	131	85	107	SINGLE BALL BEARING	95X66.5	8.5	74.5X45 M12X25	PCW-B51-FX-100-PU-B	460
											PCW-B51-PL-100-PU-B	525
											PCW-B51-PK-100-PU-B	665
											PCW-B51-TH-100-PU-B	525
											PCW-B51-TK-100-PU-B	665
											PCW-B51-HO-100-PU-B	525
PCW-51-WH-100-PU-B	260											
125	32	150 Kg.	POLY URTHENE (PU)	157	100.5		SINGLE BALL BEARING	95X66.5	8.5	74.5X45 M12X25	PCW-B51-FX-125-PU-B	610
											PCW-B51-PL-125-PU-B	680
											PCW-B51-PK-125-PU-B	820
											PCW-B51-TH-125-PU-B	680
											PCW-B51-TK-125-PU-B	820
											PCW-B51-HO-125-PU-B	680
PCW-51-WH-125-PU-B	350											



# Z-51 SERIES MEDIUM DUTY 40-150 Kg.



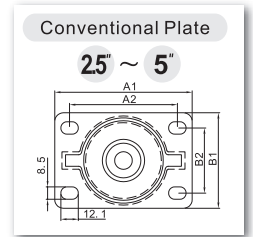
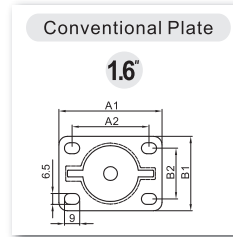
PCW-Z51-FX-40-PP-G



PCW-Z51-PL-40-PP-G



PCW-Z51-PK-50-PP-G



PCW-Z51-TH-75-PP-G



PCW-Z51-TK-125-PP-G

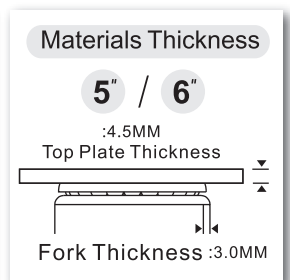
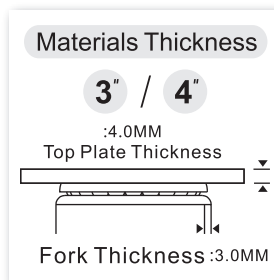
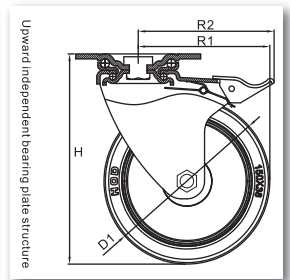
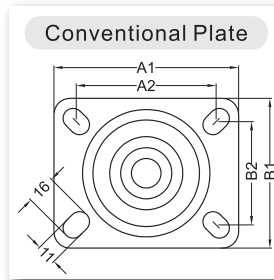
WHEEL DIA (MM)	TREAD WIDTH (MM)	LOAD CAPACITY (Kg.) Per Pc.	WHEEL MATERIAL	LOAD HEIGHT (MM)	SWIVEL RADIUS (MM)	BRAKE RADIUS (MM)	BEARING	PLATE SIZE (MM)		ITEM CODE	MRP/PCS		
								A1XB1	A2XB2				
40	22	40 Kg.	POLY PROPYLENE (PP)	61.5	45	67	SINGLE BALL BEARING	61X41	45.5X30	PCW-Z51-FX-40-PP-G	110		
										6.5	M8X20	PCW-Z51-PL-40-PP-G	160
												PCW-Z51-PK-40-PP-G	210
												PCW-Z51-TH-40-PP-G	160
												PCW-Z51-TK-40-PP-G	210
												PCW-51-WH-40-PP-G	60
50	26	55 Kg.	POLY PROPYLENE (PP)	74.5	53	67	SINGLE BALL BEARING	71X52	53.5X35	PCW-Z51-FX-50-PP-G	130		
										8.2	M10X25	PCW-Z51-PL-50-PP-G	210
												PCW-Z51-PK-50-PP-G	255
												PCW-Z51-TH-50-PP-G	210
												PCW-Z51-TK-50-PP-G	255
												PCW-51-WH-50-PP-G	70
63	32	100 Kg.	POLY PROPYLENE (PP)	94	66.5	102	SINGLE BALL BEARING	95X66.5	74.5X45	PCW-Z51-FX-63-PP-G	300		
										8.5	M12X25	PCW-Z51-PL-63-PP-G	370
												PCW-Z51-PK-63-PP-G	480
												PCW-Z51-TH-63-PP-G	370
												PCW-Z51-TK-63-PP-G	480
												PCW-51-WH-63-PP-G	140
75	32	125 Kg.	POLY PROPYLENE (PP)	106	72.5	102	SINGLE BALL BEARING	95X66.5	74.5X45	PCW-Z51-FX-75-PP-G	320		
										8.5	M12X25	PCW-Z51-PL-75-PP-G	390
												PCW-Z51-PK-75-PP-G	505
												PCW-Z51-TH-75-PP-G	390
												PCW-Z51-TK-75-PP-G	505
												PCW-51-WH-75-PP-G	170
100	32	140 Kg.	POLY PROPYLENE (PP)	131	85	107	SINGLE BALL BEARING	95X66.5	74.5X45	PCW-Z51-FX-100-PP-G	390		
										8.5	M12X25	PCW-Z51-PL-100-PP-G	470
												PCW-Z51-PK-100-PP-G	580
												PCW-Z51-TH-100-PP-G	470
												PCW-Z51-TK-100-PP-G	580
												PCW-51-WH-100-PP-G	220
125	32	150 Kg.	POLY PROPYLENE (PP)	157	100.5	113	SINGLE BALL BEARING	95X66.5	74.5X45	PCW-Z51-FX-125-PP-G	470		
										8.5	M12X25	PCW-Z51-PL-125-PP-G	555
												PCW-Z51-PK-125-PP-G	665
												PCW-Z51-TH-125-PP-G	555
												PCW-Z51-TK-125-PP-G	665
												PCW-51-WH-125-PP-G	290



B-62 SERIES MEDIUM / HEAVY DUTY



170-310 Kg.



PCW-B62-FX-75-PP-G



PCW-B62-PL-100-PP-G



PCW-B62-PK-125-PP-G

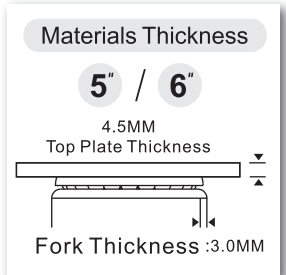
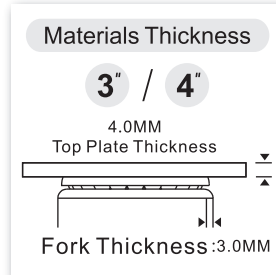
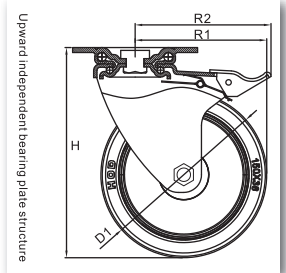
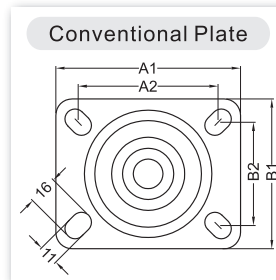


PCW-B62-TH-75-PP-G



PCW-B62-TK-75-PP-G

WHEEL DIA (MM)	TREAD WIDTH (MM)	LOAD CAPACITY (Kg.) Per Pc.	WHEEL MATERIAL	LOAD HEIGHT (MM)	SWIVEL RADIUS (MM)	BRAKE RADIUS (MM)	BEARING	PLATE SIZE (MM) A1XB1 A2XB2	ITEM CODE	MRP/PCS
75	38	170 Kg.	POLY PROPYLENE (PP)	111	72.5	104.5	DOUBLE BALL BEARING	101.5 X 82.5 X 11 M16X35	PCW-B62-FX-75-PP-G	555
									PCW-B62-PL-75-PP-G	640
									PCW-B62-PK-75-PP-G	765
									PCW-B62-TH-75-PP-G	770
									PCW-B62-TK-75-PP-G	860
									PCW-62-WH-75-PP-G	240
100	38	210 Kg.	POLY PROPYLENE (PP)	136	85	109	DOUBLE BALL BEARING	101.5 X 82.5 X 11	PCW-B62-FX-100-PP-G	600
									PCW-B62-PL-100-PP-G	725
									PCW-B62-PK-100-PP-G	895
									PCW-62-WH-100-PP-G	280
125	38	280 Kg.	POLY PROPYLENE (PP)	163	102.5	124.5	DOUBLE BALL BEARING	113 X 99 X 11	PCW-B62-FX-125-PP-G	850
									PCW-B62-PL-125-PP-G	980
									PCW-B62-PK-125-PP-G	1190
									PCW-62-WH-125-PP-G	430
150	38	310 Kg.	POLY PROPYLENE (PP)	190	119	129.5	DOUBLE BALL BEARING	113 X 99 X 11	PCW-B62-FX-150-PP-G	980
									PCW-B62-PL-150-PP-G	1105
									PCW-B62-PK-150-PP-G	1320
									PCW-62-WH-150-PP-G	470



PCW-B62-FX-75-PU-B

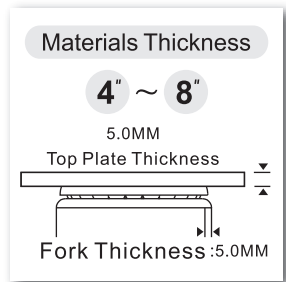
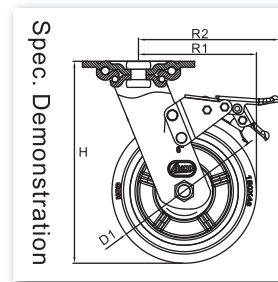
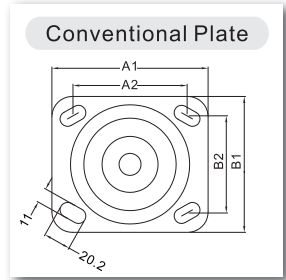


PCW-B62-PL-75-PU-B



PCW-B62-PK-75-PU-B

WHEEL DIA (MM)	TREAD WIDTH (MM)	LOAD CAPACITY (Kg.) Per Pc.	WHEEL MATERIAL	LOAD HEIGHT (MM)	SWIVEL RADIUS (MM)	BRAKE RADIUS (MM)	BEARING	PLATE SIZE (MM) A1XB1 A2XB2		ITEM CODE	MRP/PCS
75	38	140 Kg.	POLY URTHENE (PU)	111	72.5	104.5	DOUBLE BALL BEARING	101.5 X 82.5-11	76.5 X 56.5	PCW-B62-FX-75-PU-B	640
										PCW-B62-PL-75-PU-B	720
										PCW-B62-PK-75-PU-B	860
										PCW-62-WH-75-PU-B	300
100	38	170 Kg.	POLY URTHENE (PU)	136	85	109	DOUBLE BALL BEARING	101.5 X 82.5-11	76.5 X 56.5	PCW-B62-FX-100-PU-B	685
										PCW-B62-PL-100-PU-B	810
										PCW-B62-PK-100-PU-B	985
										PCW-62-WH-100-PU-B	360
125	38	210 Kg.	POLY URTHENE (PU)	163	102.5	124.5	DOUBLE BALL BEARING	113 X 99-11	84.5 X 71.5	PCW-B62-FX-125-PU-B	985
										PCW-B62-PL-125-PU-B	1105
										PCW-B62-PK-125-PU-B	1315
										PCW-62-WH-125-PU-B	510
150	38	240 Kg.	POLY URTHENE (PU)	190	119	129.5	DOUBLE BALL BEARING	113 X 99-11	84.5 X 71.5	PCW-B62-FX-150-PU-B	1110
										PCW-B62-PL-150-PU-B	1240
										PCW-B62-PK-150-PU-B	1445
										PCW-62-WH-150-PU-B	600



PCW-Z72-FX-100-PP-M

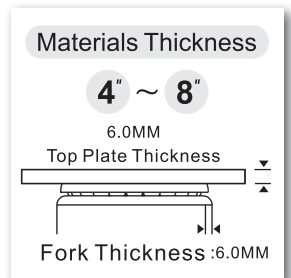
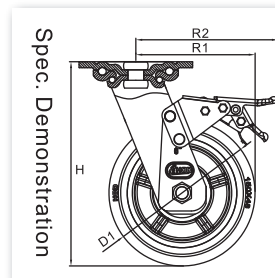
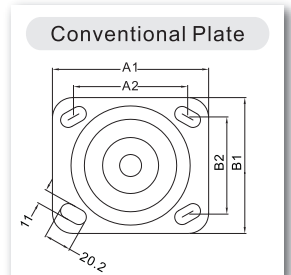
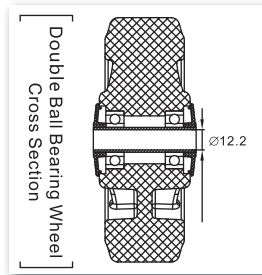


PCW-Z72-PL-150-PP-M



PCW-Z72-PK-200-PP-M

WHEEL DIA (MM)	TREAD WIDTH (MM)	LOAD CAPACITY (Kg.) Per Pc.	WHEEL MATERIAL	LOAD HEIGHT (MM)	SWIVEL RADIUS (MM)	BRAKE RADIUS (MM)	BEARING	PLATE SIZE (MM) A1XB1 A2XB2	ITEM CODE	MRP/PCS
100	45	290 Kg.	POLY PROPYLENE (PP)	144	82	125	DOUBLE BALL BEARING	115 X 100 11	PCW-Z72-FX-100-PP-M	810
									PCW-Z72-PL-100-PP-M	940
									PCW-Z72-PK-100-PP-M	1145
									PCW-72-WH-100-PP-M	425
125	45	350 Kg.	POLY PROPYLENE (PP)	165	96.5	130	DOUBLE BALL BEARING	115 X 100 11	PCW-Z72-FX-125-PP-M	890
									PCW-Z72-PL-125-PP-M	1020
									PCW-Z72-PK-125-PP-M	1320
									PCW-72-WH-125-PP-M	510
150	45	420 Kg.	POLY PROPYLENE (PP)	191	114	140	DOUBLE BALL BEARING	115 X 100 11	PCW-Z72-FX-150-PP-M	935
									PCW-Z72-PL-150-PP-M	1060
									PCW-Z72-PK-150-PP-M	1360
									PCW-72-WH-150-PP-M	550
200	45	480 Kg.	POLY PROPYLENE (PP)	242	150	150	DOUBLE BALL BEARING	115 X 100 11	PCW-Z72-FX-200-PP-M	1145
									PCW-Z72-PL-200-PP-M	1275
									PCW-Z72-PK-200-PP-M	1530
									PCW-72-WH-200-PP-M	720



PCW-B73-FX-100-PU-O

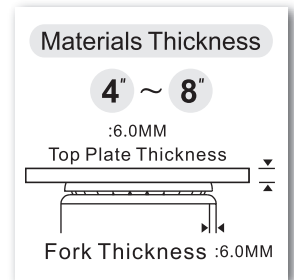
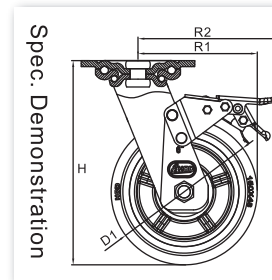
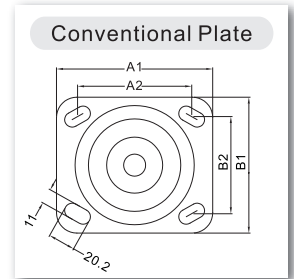
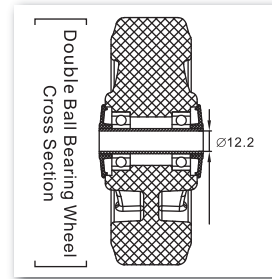


PCW-B73-PL-125-PU-O



PCW-B73-PK-150-PU-O

WHEEL DIA (MM)	TREAD WIDTH (MM)	LOAD CAPACITY (Kg.) Per Pc.	WHEEL MATERIAL	LOAD HEIGHT (MM)	SWIVEL RADIUS (MM)	BRAKE RADIUS (MM)	BEARING	PLATE SIZE (MM) A1XB1 A2XB2	ITEM CODE	MRP/PCS
100	49	240 Kg.	POLY URTHENE (PU)	144	81	129	DERLIN BEARING	118 X 103-11 84 X 71.5	PCW-B73-FX-100-PU-O	1000
									PCW-B73-PL-100-PU-O	1250
									PCW-B73-PK-100-PU-O	1570
									PCW-73-WH-100-PU-O	570
125	49	295 Kg.	POLY URTHENE (PU)	165	96	129	DERLIN BEARING	118 X 103-11 84 X 71.5	PCW-B73-FX-125-PU-O	1180
									PCW-B73-PL-125-PU-O	1440
									PCW-B73-PK-125-PU-O	1810
									PCW-73-WH-125-PU-O	760
150	49	355 Kg.	POLY URTHENE (PU)	191	115	141	DERLIN BEARING	118 X 103-11 84 X 71.5	PCW-B73-FX-150-PU-O	1340
									PCW-B73-PL-150-PU-O	1585
									PCW-B73-PK-150-PU-O	2000
									PCW-73-WH-150-PU-O	890
200	49	385 Kg.	POLY URTHENE (PU)	242	150	150	DERLIN BEARING	118 X 103-11 84 X 71.5	PCW-B73-FX-200-PU-O	1790
									PCW-B73-PL-200-PU-O	2080
									PCW-B73-PK-200-PU-O	2470
									PCW-73-WH-200-PU-O	1315



PCW-Z73-FX-100-C.I.-PU-Y

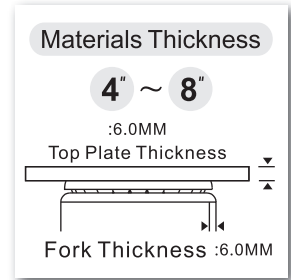
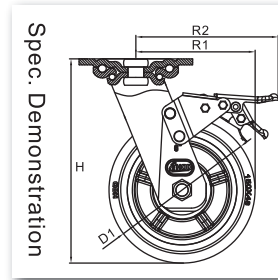
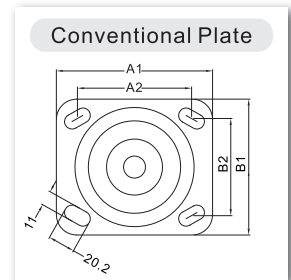
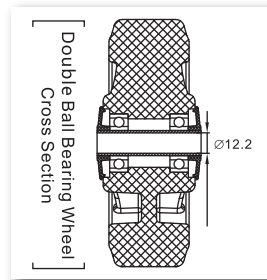


PCW-Z73-PL-150-C.I.-PU-Y



PCW-Z73-PK-200-C.I.-PU-Y

WHEEL DIA (MM)	TREAD WIDTH (MM)	LOAD CAPACITY (Kg.) Per Pc.	WHEEL MATERIAL	LOAD HEIGHT (MM)	SWIVEL RADIUS (MM)	BRAKE RADIUS (MM)	BEARING	PLATE SIZE (MM) A1XB1 A2XB2	ITEM CODE	MRP/PCS
100	48	290 Kg.	C. I. + POLY URTHENE	144	81	129	DOUBLE BALL BEARING	118 X 103-11 84 X 71.5	PCW-Z73-FX-100-C.I.-PU-Y	1385
									PCW-Z73-PL-100-C.I.-PU-Y	1690
									PCW-Z73-PK-100-C.I.-PU-Y	1945
									PCW-73-WH-100-C.I.-PU-Y	920
150	48	440 Kg.	C. I. + POLY URTHENE	191	115	141	DOUBLE BALL BEARING	118 X 103-11 84 X 71.5	PCW-Z73-FX-150-C.I.-PU-Y	2075
									PCW-Z73-PL-150-C.I.-PU-Y	2360
									PCW-Z73-PK-150-C.I.-PU-Y	2745
									PCW-73-WH-150-C.I.-PU-Y	1500
200	48	505 Kg.	C. I. + POLY URTHENE	242	150	150	DOUBLE BALL BEARING	118 X 103-11 84 X 71.5	PCW-Z73-FX-200-C.I.-PU-Y	2595
									PCW-Z73-PL-200-C.I.-PU-Y	2980
									PCW-Z73-PK-200-C.I.-PU-Y	3240
									PCW-73-WH-200-C.I.-PU-Y	2045



PCW-Z73-FX-100-PP-M



PCW-Z73-PL-150-PP-M



PCW-Z73-PK-200-PP-M

WHEEL DIA (MM)	TREAD WIDTH (MM)	LOAD CAPACITY (Kg.) Per Pc.	WHEEL METEIRAL	LOAD HEIGHT (MM)	SWIVEL RADIUS (MM)	BRAKE RADIUS (MM)	BEARING	PLATE SIZE (MM) A1XB1 A2XB2	ITEM CODE	MRP/PCS
100	50	280 Kg.	POLY PROPYLENE (PP)	144	81	129	DOUBLE BALL BEARING	118 X 103-11 84 X 71.5	PCW-Z73-FX-100-PP-M	890
									PCW-Z73-PL-100-PP-M	1090
									PCW-Z73-PK-100-PP-M	1490
									PCW-73-WH-100-PP-M	360
150	50	420 Kg.	POLY PROPYLENE (PP)	191	115	141	DOUBLE BALL BEARING	118 X 103-11 84 X 71.5	PCW-Z73-FX-150-PP-M	1080
									PCW-Z73-PL-150-PP-M	1280
									PCW-Z73-PK-150-PP-M	1700
									PCW-73-WH-150-PP-M	520
200	50	450 Kg.	POLY PROPYLENE (PP)	242	150	150	DOUBLE BALL BEARING	118 X 103-11 84 X 71.5	PCW-Z73-FX-200-PP-M	1400
									PCW-Z73-PL-200-PP-M	1590
									PCW-Z73-PK-200-PP-M	2200
									PCW-73-WH-200-PP-M	870



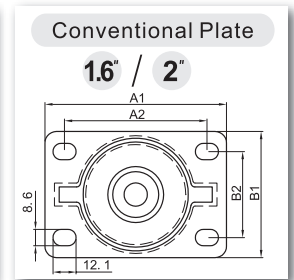
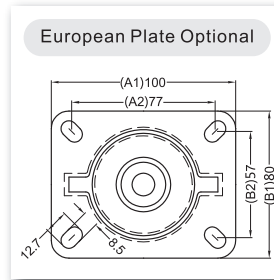
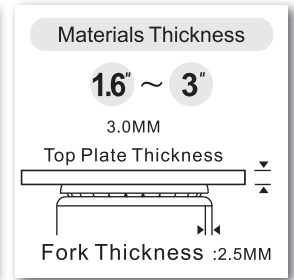
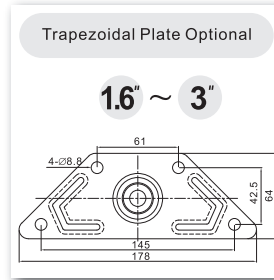
PCW-BA1-FX-40-PA-B



PCW-BA1-HO-50-PA-B



PCW-BA1-PL-75-PA-B



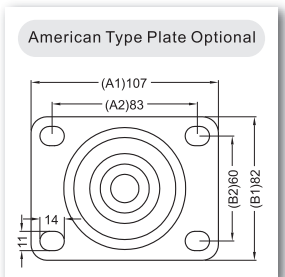
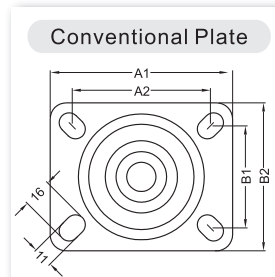
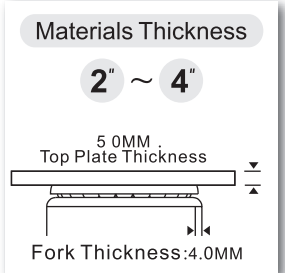
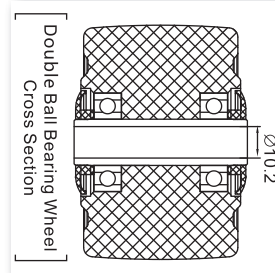
WHEEL DIA (MM)	TREAD WIDTH (MM)	LOAD CAPACITY (Kg.) Per Pc.	WHEEL METEIRAL	LOAD HEIGHT (MM)	SWIVEL RADIUS (MM)	BRAKE RADIUS (MM)	BEARING	PLATE SIZE (MM) A1XB1 A2XB2	ITEM CODE	MRP/PCS	
40	45	130 Kg.	NYLON	62	44		DERLIN BEARING	95 X 66.5 X 8.5	74.5 X 45	PCW-BA1-FX-40-PA-B	270
										PCW-BA1-PL-40-PA-B	410
50	45	150 Kg.	NYLON	72	49		DERLIN BEARING	95 X 66.5 X 8.5	74.5 X 45	PCW-BA1-FX-50-PA-B	310
										PCW-BA1-PL-50-PA-B	420
										PCW-BA1-HO-50-PA-B	410
63	45	200 Kg.	NYLON	85	56.5		DERLIN BEARING	95 X 66.5 X 8.5	74.5 X 45	PCW-BA1-FX-63-PA-B	370
										PCW-BA1-PL-63-PA-B	480
75	45	250 Kg.	NYLON	98	63.5		DERLIN BEARING	95 X 66.5 X 8.5	74.5 X 45	PCW-BA1-FX-75-PA-B	440
										PCW-BA1-PL-75-PA-B	620



# BA2- SERIES HEAVY DUTY



300-800 Kg.



PCW-BA2-FX-50-PA-B



PCW-BA2-PL-63-PA-B

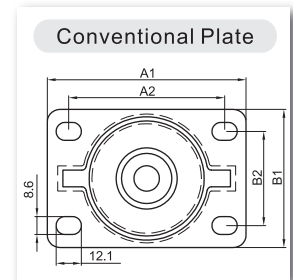
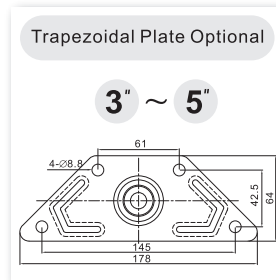
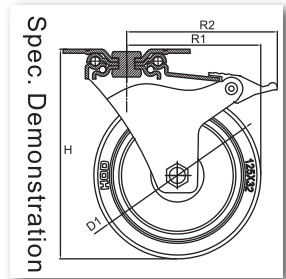


PCW-BA2-PK-75-PA-B

WHEEL DIA (MM)	TREAD WIDTH (MM)	LOAD CAPACITY (Kg.) Per Pc.	WHEEL METEIRAL	LOAD HEIGHT (MM)	SWIVEL RADIUS (MM)	BRAKE RADIUS (MM)	BEARING	PLATE SIZE (MM) A1XB1 A2XB2	ITEM CODE	MRP/PCS
50	50	300 Kg.	NYLON	83	52	94	DOUBLE BALL BEARING	101.5 X 82.5-11 76.5 X 56.5	PCW-BA2-FX-50-PA-B	580
									PCW-BA2-PL-50-PA-B	750
									PCW-BA2-PK-50-PA-B	880
63	50	400 Kg.	NYLON	96	58	98	DOUBLE BALL BEARING	101.5 X 82.5-11 76.5 X 56.5	PCW-BA2-FX-63-PA-B	850
									PCW-BA2-PL-63-PA-B	1010
									PCW-BA2-PK-63-PA-B	1180
75	50	500 Kg.	NYLON	108	68	108	DOUBLE BALL BEARING	101.5 X 82.5-11 76.5 X 56.5	PCW-BA2-FX-75-PA-B	950
									PCW-BA2-PL-75-PA-B	1160
									PCW-BA2-PK-75-PA-B	1320
100	50	800 Kg.	NYLON	136.5	86	-	DOUBLE BALL BEARING	101.5 X 82.5-11 76.5 X 56.5	PCW-BA2-FX-100-PA-B	1300
									PCW-BA2-PL-100-PA-B	1450



### CONDUCTIVE WHEELS



PCW-ZB1-FX-75-TPR-G

PCW-ZB1-PL-100-TPR-G

PCW-ZB1-PK-125-TPR-G

PCW-ZB1-TH-125-TPR-G

PCW-ZB1-TK-125-TPR-G

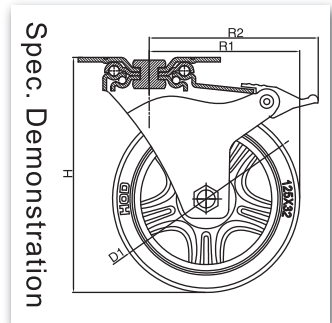
WHEEL DIA (MM)	TREAD WIDTH (MM)	LOAD CAPACITY (Kg.) Per Pc.	WHEEL METEIRAL	LOAD HEIGHT (MM)	SWIVEL RADIUS (MM)	BRAKE RADIUS (MM)	BEARING	PLATE SIZE (MM) A1XB1 A2XB2		ITEM CODE	MRP/PCS
75	32	85 Kg.	THERMO PLASTIC RUBBER (TPR)	106	72.5	102	ANNULAR BEARING	95 X 66.5	75.5 X 45	PCW-ZB1-FX-75-TPR-G	850
										PCW-ZB1-PL-75-TPR-G	980
										PCW-ZB1-PK-75-TPR-G	1070
										PCW-ZB1-TH-75-TPR-G	980
										PCW-ZB1-TK-75-TPR-G	1070
100	32	100 Kg.	THERMO PLASTIC RUBBER (TPR)	131	85	107	ANNULAR BEARING	95 X 66.5	75.5 X 45	PCW-ZB1-FX-100-TPR-G	1070
										PCW-ZB1-PL-100-TPR-G	1190
										PCW-ZB1-PK-100-TPR-G	1280
										PCW-ZB1-TH-100-TPR-G	1190
125	32	115 Kg.	THERMO PLASTIC RUBBER (TPR)	157	100.5	113	ANNULAR BEARING	95 X 66.5	75.5 X 45	PCW-ZB1-TK-100-TPR-G	1280
										PCW-ZB1-FX-125-TPR-G	1280
										PCW-ZB1-PL-125-TPR-G	1400
										PCW-ZB1-PK-125-TPR-G	1490
										PCW-ZB1-TH-125-TPR-G	1400
										PCW-ZB1-TK-125-TPR-G	1490



### HIGH TEMP. WHEEL

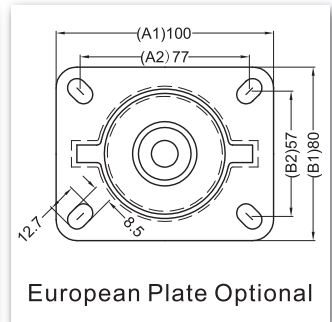
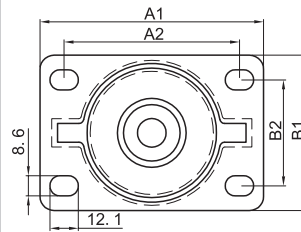


Derlin Wheel Bearing



Spec. Demonstration

#### Conventional Plate



European Plate Optional



PCW-BC1-FX-75-HT-NY-B



PCW-BC1-PL-100-HT-NY-B

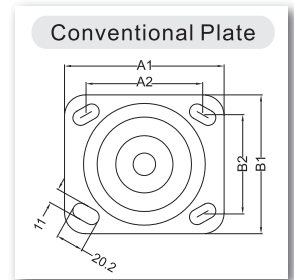
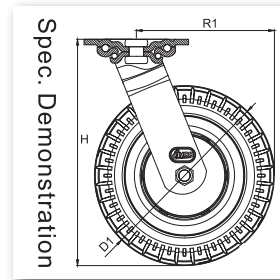


PCW-BC1-PK-125-HT-NY-B

WHEEL DIA (MM)	TREAD WIDTH (MM)	LOAD CAPACITY (Kg.) Per Pc.	WHEEL MATERIAL	LOAD HEIGHT (MM)	SWIVEL RADIUS (MM)	BRAKE RADIUS (MM)	BEARING	PLATE SIZE (MM) A1XB1	A2XB2	ITEM CODE	MRP/PCS
75	32	100 Kg.	HI-TEMP. NYLON	106	72.5	102	DERLIN BEARING	95 X 66.5-8.5	74.5 X 45	PCW-BC1-FX-75-HT-NY-B	470
										PCW-BC1-PL-75-HT-NY-B	600
										PCW-BC1-PK-75-HT-NY-B	680
										PCW-C1-WH-75-NY-B	390
100	32	115 Kg.	HI-TEMP. NYLON	131	85	107	DERLIN BEARING	95 X 66.5-8.5	74.5 X 45	PCW-BC1-FX-100-HT-NY-B	660
										PCW-BC1-PL-100-HT-NY-B	790
										PCW-BC1-PK-100-HT-NY-B	880
										PCW-C1-WH-100-NY-B	510
125	32	150 Kg.	HI-TEMP. NYLON	157	100.5	113	DERLIN BEARING	95 X 66.5-8.5	74.5 X 45	PCW-BC1-FX-125-HT-NY-B	915
										PCW-BC1-PL-125-HT-NY-B	1050
										PCW-BC1-PK-125-HT-NY-B	1130
										PCW-C1-WH-125-NY-B	725



716  
Foaming ■+■



PCW-GE3-FX-150-SRT-BR



PCW-GE3-PL-200-SRT-BR



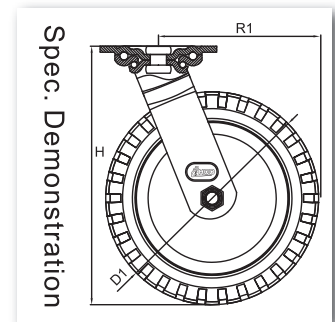
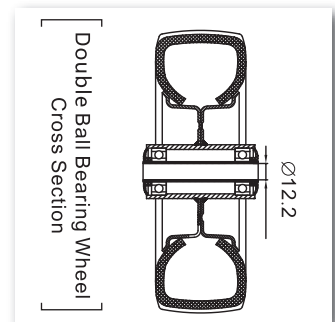
PCW-GE3-PK-250-SRT-BR

WHEEL DIA (MM)	TREAD WIDTH (MM)	LOAD CAPACITY (Kg.) Per Pc.	WHEEL METEIRAL	LOAD HEIGHT (MM)	SWIVEL RADIUS (MM)	BRAKE RADIUS (MM)	BEARING	PLATE SIZE (MM) A1XB1 A2XB2		ITEM CODE	MRP/PCS
150	57	160 Kg.	FOAM RUBBER	190	116	163	DOUBLE BALL BEARING	115X100 11	84 X 71.5	PCW-GE3-FX-150-SRT-BR	1880
										PCW-GE3-PL-150-SRT-BR	2150
										PCW-GE3-PK-150-SRT-BR	2400
										PCW-E3-150X57-SRT-BR-WH	1340
200	64	210 Kg.	FOAM RUBBER	250	153	189	DOUBLE BALL BEARING	115X100 11	84 X 71.5	PCW-GE3-FX-200-SRT-BR	2550
										PCW-GE3-PL-200-SRT-BR	2800
										PCW-GE3-PK-200-SRT-BR	3100
										PCW-E3-200X64-SRT-BR-WH	1850
250	70	260 Kg.	FOAM RUBBER	295	186	202	DOUBLE BALL BEARING	115X100 11	84 X 71.5	PCW-GE3-FX-250-SRT-BR	3350
										PCW-GE3-PL-250-SRT-BR	3480
										PCW-GE3-PK-250-SRT-BR	3900
										PCW-E3-250X70-SRT-BR-WH	2500



726

Pneumatic ■

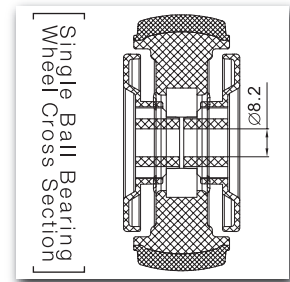
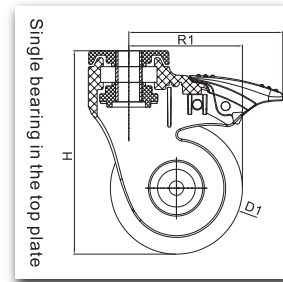
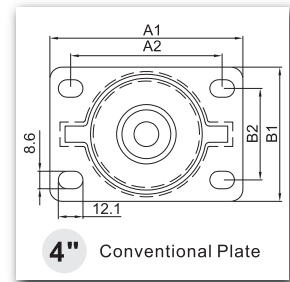
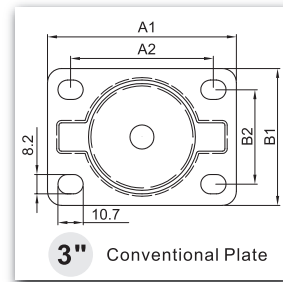


PCW-GG3-FX-200-PRT-BR



PCW-GG3-PL-250-PRT-BR

WHEEL DIA (MM)	TREAD WIDTH (MM)	LOAD CAPACITY (Kg.) Per Pc.	WHEEL MATERIAL	LOAD HEIGHT (MM)	SWIVEL RADIUS (MM)	BRAKE RADIUS (MM)	BEARING	PLATE SIZE (MM) A1XB1 A2XB2	ITEM CODE	MRP/PCS
200	64	160 Kg.	PNEUMATIC RUBBER	258	156	-	DOUBLE BALL BEARING	115X100 11 84 X 71.5	PCW-GG3-FX-200-PRT-BR	2750
									PCW-GG3-PL-200-PRT-BR	2950
									PCW-G3-200X64-PRT-BR-WH	2250
250	88	220 Kg.	PNEUMATIC RUBBER	308	195	-	DOUBLE BALL BEARING	115X100 11 84 X 71.5	PCW-GG3-FX-250-PRT-BR	3700
									PCW-GG3-PL-250-PRT-BR	3900
									PCW-G3-250X88-PRT-BR-WH	3070



PCW-NH4-PL-75-TPR-G



PCW-NH4-PK-75-TPR-G



PCW-NH4-TH-100-TPR-G



PCW-NH4-TK-100-TPR-G

WHEEL DIA (MM)	TREAD WIDTH (MM)	LOAD CAPACITY (Kg.) Per Pc.	WHEEL MATERIAL	LOAD HEIGHT (MM)	SWIVEL RADIUS (MM)	BRAKE RADIUS (MM)	BEARING	PLATE SIZE (MM) A1XB1 A2XB2	ITEM CODE	MRP/PCS	
75	28	70 Kg.	PLASTIC	130	74.5	87.5	SINGLE BALL BEARING	80 X 58	60.5 X 40	PCW-NH4-PL-75-TPR-G	660
								8.2	M12X25	PCW-NH4-PK-75-TPR-G	710
										PCW-NH4-TH-75-TPR-G	660
										PCW-NH4-TK-75-TPR-G	710
100	28	90 Kg.	PLASTIC	161	92	108.5	SINGLE BALL BEARING	95 X 66.5	74.5 X 45	PCW-NH4-PL-100-TPR-G	840
								8.6	M12X25	PCW-NH4-PK-100-TPR-G	880
										PCW-NH4-TH-100-TPR-G	840
										PCW-NH4-TK-100-TPR-G	880



# H6 - TWIN WHEEL-MEDICAL CASTER (HEAVY DUTY)



70-110 Kg.



PCW-TW-H6-PL-75-PU-G

PCW-TW-H6-PK-75-PU-G

PCW-TW-H6-TH-100-PU-G

PCW-TW-H6-TK-125-PU-G

WHEEL DIA (MM)	TREAD WIDTH (MM)	LOAD CAPACITY (Kg.) Per Pc.	WHEEL MATERIAL	LOAD HEIGHT (MM)	SWIVEL RADIUS (MM)	BRAKE RADIUS (MM)	BEARING	PLATE SIZE (MM) A1XB1 A2XB2		ITEM CODE	MRP/PCS
75	57	70 Kg.	NYLON + POLY URTHENE	98	60	87	TRIPAL BALL BEARING	70 X 58	53.5 X 41.5	PCW-TW-H6-PL-75-PU-G	590
								8.5	M12X25	PCW-TW-H6-PK-75-PU-G	650
								8.5	M12X25	PCW-TW-H6-TH-75-PU-G	590
								8.5	M12X25	PCW-TW-H6-TK-75-PU-G	650
100	63	90 Kg.	NYLON + POLY URTHENE	131	80	110	TRIPAL BALL BEARING	95 X 66	74.5 X 45	PCW-TW-H6-PL-100-PU-G	825
								8.6	M12X25	PCW-TW-H6-PK-100-PU-G	910
								8.6	M12X25	PCW-TW-H6-TH-100-PU-G	825
								8.6	M12X25	PCW-TW-H6-TK-100-PU-G	910
125	68	110 Kg.	NYLON + POLY URTHENE	153	99	135.5	TRIPAL BALL BEARING	95 X 66	74.5 X 45	PCW-TW-H6-TH-125-PU-G	1030
								8.6	M12X25	PCW-TW-H6-TK-125-PU-G	1100



# Z-H7- MEDICAL CASTER



65-100 Kg.



PCW-Z-H7-TH-75-PU-G



PCW-Z-H7-TK-100-PU-G

WHEEL DIA (MM)	TREAD WIDTH (MM)	LOAD CAPACITY (Kg.) Per Pc.	WHEEL METIERAL	LOAD HEIGHT (MM)	SWIVEL RADIUS (MM)	BRAKE RADIUS (MM)	BEARING	PLATE SIZE (MM) A1XB1 A2XB2		ITEM CODE	MRP/PCS
75	28	85 Kg.	POLY URTHENE	112	69.5	93	DOUBLE BALL BEARING	-	M12X25	PCW-Z-H7-TH-75-PU-G	500
										PCW-Z-H7-TK-75-PU-G	600
100	28	100 Kg.	POLY URTHENE	137	84	97	DOUBLE BALL BEARING	-	M12X25	PCW-Z-H7-TH-100-PU-G	560
										PCW-Z-H7-TK-100-PU-G	640



PCW-Z-H7-TH-75-TPR-BR



PCW-Z-H7-TK-100-TPR-BR

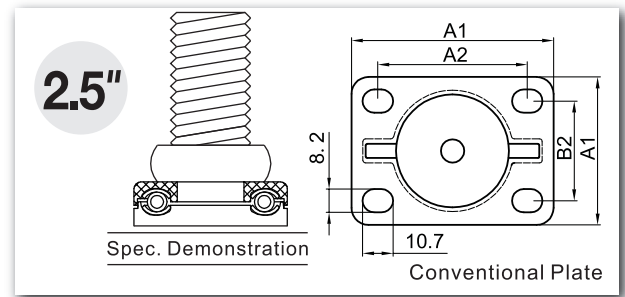
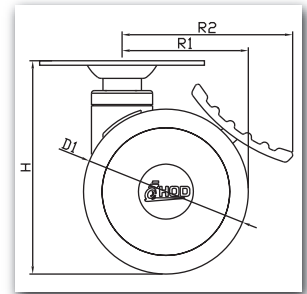
WHEEL DIA (MM)	TREAD WIDTH (MM)	LOAD CAPACITY (Kg.) Per Pc.	WHEEL METIERAL	LOAD HEIGHT (MM)	SWIVEL RADIUS (MM)	BRAKE RADIUS (MM)	BEARING	PLATE SIZE (MM) A1XB1 A2XB2		ITEM CODE	MRP/PCS
75	28	65 Kg.	THERMO PLASTIC RUBBER (TPR)	112	69.5	93	DOUBLE BALL BEARING	-	M12X25	PCW-Z-H7-TH-75-TPR-BR	540
										PCW-Z-H7-TK-75-TPR-BR	640
100	28	70 Kg.	THERMO PLASTIC RUBBER (TPR)	137	84	97	DOUBLE BALL BEARING	-	M12X25	PCW-Z-H7-TH-100-TPR-BR	610
										PCW-Z-H7-TK-100-TPR-BR	680



# H9 - TWIN WHEEL MEDICAL CASTER (LIGHT DUTY)



50-90 Kg.



PCW-TW-H9-PL-63-PU-G



PCW-TW-H9-PK-75-PU-G



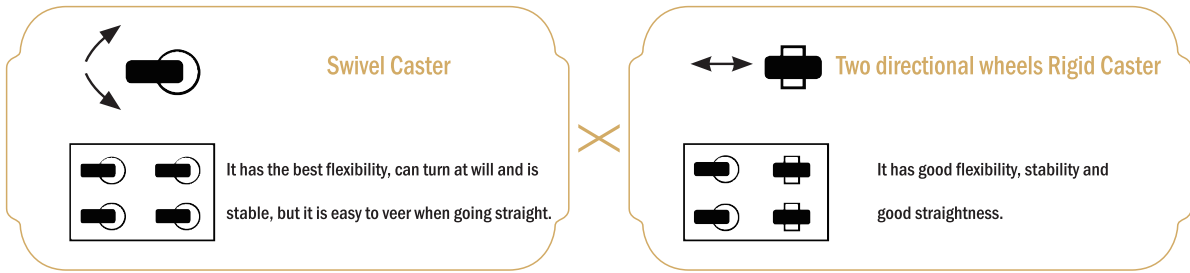
PCW-TW-H9-TH-100-PU-G



PCW-TW-H9-TK-100-PU-G

WHEEL DIA (MM)	TREAD WIDTH (MM)	LOAD CAPACITY (Kg.) Per Pc.	WHEEL MATERIAL	LOAD HEIGHT (MM)	SWIVEL RADIUS (MM)	BRAKE RADIUS (MM)	BEARING	PLATE SIZE (MM) A1XB1 A2XB2		ITEM CODE	MRP/PCS
63	50	50 Kg.	NYLON + POLY URTHENE	80	49	62	DOUBLE BALL BEARING	8.2	M10X15	PCW-TW-H9-PL-63-PU-G	320
										PCW-TW-H9-PK-63-PU-G	385
										PCW-TW-H9-TH-63-PU-G	320
										PCW-TW-H9-TK-63-PU-G	385
75	60	70 Kg.	NYLON + POLY URTHENE	90	60	73	DOUBLE BALL BEARING	8.5	M12X25	PCW-TW-H9-PL-75-PU-G	470
										PCW-TW-H9-PK-75-PU-G	510
										PCW-TW-H9-TH-75-PU-G	470
										PCW-TW-H9-TK-75-PU-G	510
100	63	90 Kg.	NYLON + POLY URTHENE	130	80	100	DOUBLE BALL BEARING	8.5	M12X25	PCW-TW-H9-PL-100-PU-G	750
										PCW-TW-H9-PK-100-PU-G	830
										PCW-TW-H9-TH-100-PU-G	750
										PCW-TW-H9-TK-100-PU-G	830

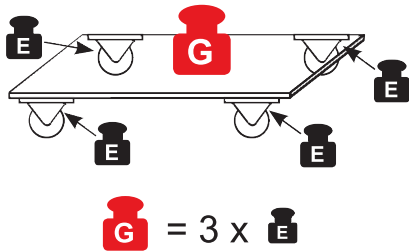
## Caster Knowledge



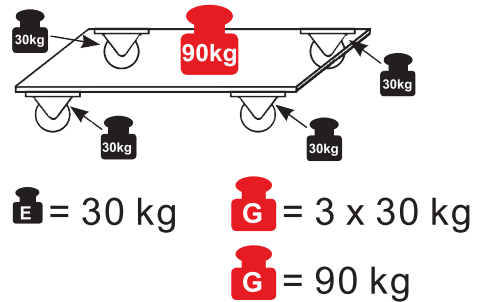
\* Note : The height of the casters must be consistent, otherwise the operation will be unstable and may even cause over turning.

## Calculation for loading Capacity

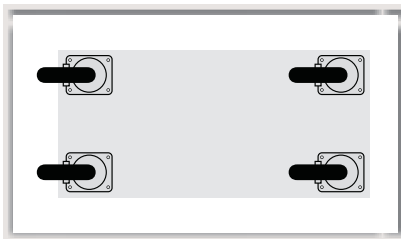
### Formula



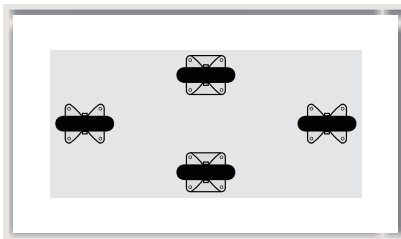
### Example



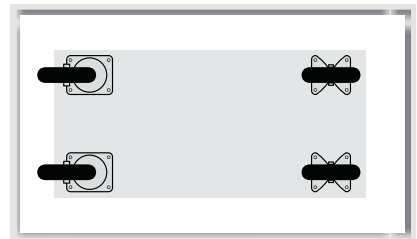
## Caster Installation Tips



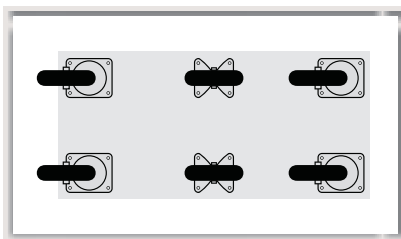
4 Universal installation configurations  
The multi-purpose design structure has great maneuverability, like a bank, but is not suitable for long distance linear motion.



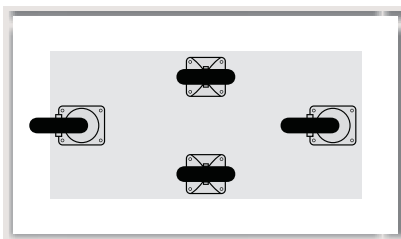
4 Fixed installation configurations with tiltable ends. The two middle wheels are 1/8 inch higher than the front and rear wheels. Economical design, not suitable for stapes or high load bearing.



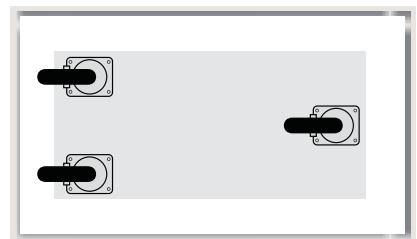
2 Universal and 2 fixed installation configurations. Commonly used design structure. the trolley can be easily turned and can also be built straight in a contain direction.



4 Universal and 2 fixed installation configurations  
Promoted to be used in high-load, long-vehicle equipment, the two facing wheels can disperse the force borne by the movable wheels, making it easy to turn and highly maneuverable.



2 Universal and 2 fixed diamond-shaped installation configurations can rotate with their own length as the diameter.



The 3-way configuration structure is suitable for bucket-type trolleys or small equipment to facilitate turning it can be used in all direction.

No installation tip : Here are several common layouts for how to install casters on carts, trailers, and other mobile equipment. Each method has different advantages.



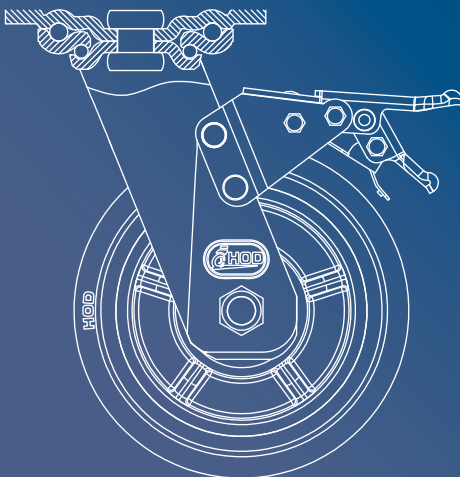
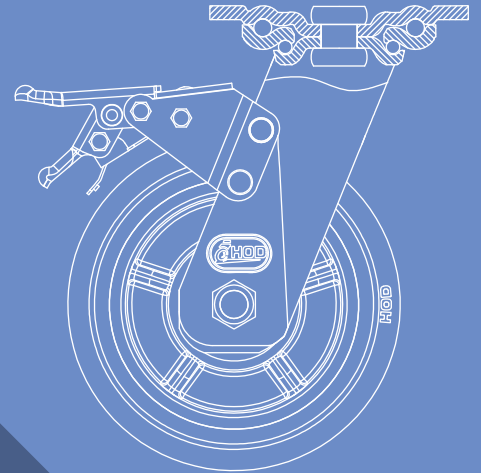
 326, Globe Estate, M.I.D.C. Phase 1, Vikash Naka, Dombivli (E) 421201

 +91 9326677841 / 9998599916

 sales@procasterwheels.com

 www.procasterwheels.com


 procasterwheels



### 150 KG DIMENSION (All Dimension in mm)



**PFT-150**



**PFT-150-1LB**



**PFT-150-2L**




**PFT-150-2LB**



**PFT-150-3L**



**PFT-150-3LB**



**PFT-150**













**PFT-150-BT**

PRODUCT IMAGE	ITEM CODE	LOAD CAPACITY (Kg) per piece	Wheel Spec. (Dia*width)	wheel material	Description	Qty/ Ctn	MRP/PC	
	PCW-Z18-FX-75-R	80 Kg	75*32	PVC	3" Fix Caster +Red PP wheel	60	Rs 150	
	PCW-Z18-FX-100-R	100	100*32		4" Fix Caster +Red PP wheel	40	Rs 200	
	PCW-Z18-FX-125-R	130	125*32		5" Fix Caster +Red PP wheel	30	Rs 240	
	PCW-Z18-PL-75-R	80	75*32		3" Plate Swivel Caster +Red PP wheel	60	Rs 200	
	PCW-Z18-PL-100-R	100	100*32		4" Plate Swivel Caster +Red PP wheel	40	Rs 240	
	PCW-Z18-PL-125-R	110	125*32		5" Plate Swivel Caster +Red PP wheel	30	Rs 300	
	PCW-Z18-PK-75-R	80	75*32		3" Plate Swivel Caster with brake +Red PP wheel	50	Rs 260	
	PCW-Z18-PK-100-R	100	100*32		4" Plate Swivel Caster with brake +Red PP wheel	40	Rs 300	
	PCW-Z18-PK-125-R	130	125*32		5" Plate Swivel Caster with brake +Red PP wheel	30	Rs 350	
	PCW-Z18-TH-75-R	80	75*32	PVC	3" Swivel Caster (M12*25) +Red PP wheel	60	Rs 200	
	PCW-Z18-TH-100-R	100	100*32		4" Swivel Caster (M12*25) +Red PP wheel	40	Rs 240	
	PCW-Z18-TH-125-R	130	125*32		5" Swivel Caster (M12*25) +Red PP wheel	30	Rs 300	
	PCW-Z18-TK-75-R	80	75*32		3" Swivel Caster (M12*25) with brake +Red PP wheel	40	Rs 260	
	PCW-Z18-TK-100-R	100	100*32		4" Swivel Caster (M12*25) with brake +Red PP wheel	40	Rs 300	
	PCW-Z18-TK-125-R	130	125*32		5" Swivel Caster (M12*25) with brake +Red PP wheel	30	Rs 350	
	PCW-18-WH-75-R	80	75*32		PVC	3" Red Wheel Only	200	Rs 90
	PCW-18-WH-100-R	100	100*32			4" Red Wheel Only	100	Rs 130
	PCW-18-WH-125-R	130	125*32			5" Red Wheel Only	75	Rs 150
	PCW-Z10-FX-75-TPR- BLUE	80	75*32	TPR	3" Fix Caster +TPR-Blue wheel	45	Rs 290	
	PCW-Z10-FX-100- TPR-BLUE	100	100*32		4" Fix Caster +TPR-Blue wheel	30	Rs 370	
	PCW-Z10-FX-125- TPR-BLUE	120	125*32		5" Fix Caster +TPR-Blue wheel	20	Rs 460	
	PCW-Z10-PL-75-TPR- BLUE	80	75*32		3" Plate Swivel Caster +TPR- Blue wheel	45	Rs 340	
	PCW-Z10-PL-100-TPR- BLUE	100	100*32		4" Plate Swivel Caster +TPR- Blue wheel	30	Rs 420	
	PCW-Z10-PL-125-TPR- BLUE	120	125*32		5" Plate Swivel Caster +TPR- Blue wheel	20	Rs 520	
	PCW-Z10-PK-75-TPR- BLUE	80	75*32		TPR	3" Plate Swivel Caster with TPR-Blue wheel	30	Rs 430
	PCW-Z10-PK-100- TPR-BLUE	100	100*32			4" Plate Swivel Caster with TPR-Blue wheel	24	Rs 490
	PCW-Z10-PK-125- TPR-BLUE	120	125*32			5" Plate Swivel Caster with TPR-Blue wheel	15	Rs 590
	PCW-Z10-TH-75-TPR- BLUE	80	75*32	3" Swivel Caster (M12*25) +TPR-Blue wheel		45	Rs 340	
	PCW-Z10-TH-100- TPR-BLUE	100	100*32	4" Swivel Caster (M12*25) +TPR-Blue wheel		30	Rs 420	
	PCW-Z10-TH-125- TPR-BLUE	120	125*32	5" Swivel Caster (M12*25) +TPR-Blue wheel		20	Rs 520	
	PCW-Z10-TK-75-TPR- BLUE	80	75*32	TPR		3" Swivel Caster (M12*25) with TPR-Blue wheel	30	Rs 430
	PCW-Z10-TK-100- TPR-BLUE	100	100*32			4" Swivel Caster (M12*25) with TPR-Blue wheel	24	Rs 490
	PCW-Z10-TK-125- TPR-BLUE	120	125*32			5" Swivel Caster (M12*25) with TPR-Blue wheel	15	Rs 590
	PCW-Z10-WH-75-TPR -BLUE	80	75*32		3" Blue TPR Wheel Only	138	Rs 200	
	PCW-Z10-WH-100-TPR -BLUE	100	100*32		4" Blue TPR Wheel Only	80	Rs 250	
	PCW-Z10-WH-125-TPR -BLUE	125	125*32		5" Blue TPR Wheel Only	50	Rs 320	
	PCW-WD-50-PL-40-NY	50	40*18			40mm Leveling Caster	64	Rs 500
	PCW-WD-50-PL-60-NY	250	60*20			60mm Leveling Caster	32	Rs 650
	PCW-WD-50-PL-80-NY	500	80*25			80mm Leveling Caster	16	Rs 950
	PCW-WD-50-PL-100- NY	750	100*32	100mm Leveling Caster		16	Rs 1350	
	PCW-WD-50-PL-120- NY	1000	120*32	125mm Leveling Caster		16	Rs 2000	

	PCW-B-162-FX-75-PP- M	160	75*45	PP	3" Fix Caster-PP wheel	36	Rs 450			
	PCW-B-162-FX-100- PP-M	200	100*40		4" Fix Caster-PP wheel	28	Rs 550			
	PCW-B-162-FX-125- PP-M	250	125*40		5" Fix Caster-PP wheel	20	Rs 600			
	PCW-B-162-FX-150- PP-M	280	150*40		6" Fix Caster-PP wheel	18	Rs 650			
	PCW-B-162-PL-75-PP-M	160	75*45		3" Swivel Caster-PP wheel	36	Rs 550			
	PCW-B-162-PL-100-PP-M	200	100*40		4" Swivel Caster-PP wheel	28	Rs 600			
	PCW-B-162-PL-125-PP-M	250	125*40		5" Swivel Caster-PP wheel	20	Rs 650			
	PCW-B-162-PL-150-PP-M	280	150*40		6" Swivel Caster-PP wheel	18	Rs 700			
	PCW-B-162-PK-75-PP-M	160	75*45		PP	3" Swivel Caster +brake,-PP wheel	32	Rs 650		
	PCW-B-162-PK-100-PP-M	200	100*40			4" Swivel Caster +brake,-PP wheel	24	Rs 700		
	PCW-B-162-PK-125-PP-M	250	125*40			5" Swivel Caster +brake,-PP wheel	20	Rs 800		
	PCW-B-162-PK-150-PP-M	280	150*40			6" Swivel Caster +brake,-PP wheel	16	Rs 1000		
	PCW-162-WH-75-PP-M	160	75*45			PP	3" White PP Wheel Only	126	Rs 200	
	PCW-162-WH-100-PP-M	200	100*40				4" White PP Wheel Only	75	Rs 240	
	PCW-162-WH-125-PP-M	250	125*40				5" White PP Wheel Only	45	Rs 280	
	PCW-162-WH-150-PP-M	280	150*40				6" White PP Wheel Only	34	Rs 350	
	PCW-B-162-FX-75-TPE-O	160	75*38	TPE			3"Fix caster +TPE Orange Wheel	36	Rs 550	
	PCW-B-162-FX-100-TPE-O	200	100*38				4"Fix caster +TPE Orange Wheel	28	Rs 600	
	PCW-B-162-FX-125-TPE-O	240	125*38				5"Fix caster +TPE Orange Wheel	20	Rs 680	
	PCW-B-162-FX-150-TPE-O	280	150*38				6"Fix caster +TPE Orange Wheel	18	Rs 770	
	PCW-B-162-PL-75-TPE-O	160	75*38				TPE	3"Fix caster +TPE Orange Wheel	36	Rs 600
	PCW-B-162-PL-100-TPE-O	200	100*38					4"Fix caster +TPE Orange Wheel	28	Rs 680
	PCW-B-162-PL-125-TPE-O	240	125*38					5"Swi caster +TPE Orange Wheel	20	Rs 770
	PCW-B-162-PL-150-TPE-O	280	150*38					6"Swivel caster +TPE Orange Wheel	18	Rs 850
	PCW-B-162-PK-75-TPE-O	160	75*38		TPE			3"Brake caster +TPE Orange Wheel	32	Rs 770
	PCW-B-162-PK-100-TPE-O	200	100*38					4"Brake caster +TPE Orange Wheel	24	Rs 850
	PCW-B-162-PK-125-TPE-O	240	125*38					5"Brake caster +TPE Orange Wheel	20	Rs 950
	PCW-B-162-PK-150-TPE-O	280	150*38					6"Brake caster +TPE Orange Wheel	16	Rs 1025
	PCW-162-WH-75-TPE-O	160	75*38			TPE		3"Orange TPE wheel only	142	Rs 250
	PCW-162-WH-100-TPE-O	200	100*38					4"Orange TPE wheel only	71	Rs 320
	PCW-162-WH-125-TPE-O	240	125*38					5"Orange TPE wheel only	44	Rs 360
	PCW-162-WH-150-TPE-O	280	150*38					6"Orange TPE wheel only	29	Rs 450
	PCW-Z104-BKT-FX- 100-AX	260	bracket only	TPE				4*2 Fixed Bracket + M12 Screw & Nut	40	Rs 320
	PCW-Z104-BKT-FX- 125-AX	270	bracket only					5*2 Fixed Bracket + M12 Screw & Nut	40	Rs 335
	PCW-Z104-BKT-FX- 150-AX	300	bracket only					6*2 Fixed Bracket + M12 Screw & Nut	30	Rs 350
	PCW-Z104-BKT-FX- 200-AX	400	bracket only					8*2 Fixed Bracket + M12 Screw & Nut	25	Rs 375
	PCW-Z104-BKT-PL- 100-AX	260	bracket only				TPE	4*2 Swivel Bracket + M12 Screw & Nut	30	Rs 420
	PCW-Z104-BKT-PL- 125-AX	270	bracket only					5*2 Swivel Bracket + M12 Screw & Nut	30	Rs 435
	PCW-Z104-BKT-PL- 150-AX	300	bracket only					6*2 Swivel Bracket + M12 Screw & Nut	30	Rs 450
	PCW-Z104-BKT-PL- 200-AX	400	bracket only					8*2 Swivel Bracket + M12 Screw & Nut	25	Rs 470
	PCW-Z104-BKT-PK- 100-AX	260	bracket only		TPE			4*2 Swivel +Brake Bracket + M12 Screw & Nut	25	Rs 720
	PCW-Z104-BKT-PK- 125-AX	270	bracket only					5*2 Swivel +Brake Bracket + M12 Screw & Nut	25	Rs 745
	PCW-Z104-BKT-PK- 150-AX	300	bracket only					6*2 Swivel +Brake Bracket + M12 Screw & Nut	20	Rs 755
	PCW-Z104-BKT-PK- 200-AX	400	bracket only					8*2 Swivel +Brake Bracket + M12 Screw & Nut	20	Rs 775
	PCW-Z01-BKT-FX-75-AX		bracket only			TPE		3"Fix Bracket only	100	Rs 65
	PCW-Z01-BKT-FX-100-AX		bracket only					4"Fix Bracket only	100	Rs 75
	PCW-Z01-BKT-PL-75-AX		bracket only					3"Plate swivel Bracket only	100	Rs 110
	PCW-Z01-BKT-PL-100-AX		bracket only					4"Plate swivel Bracket only	70	Rs 120
	PCW-Z01-BKT-PK-75-AX		bracket only	3"Plate swivel Brake Bracket only				70	Rs 170	
	PCW-Z01-BKT-PK-100-AX		bracket only	4"Plate swivel Brake Bracket only				60	Rs 180	

	PCW-Z203-FX-75- TPR-GREY	80	75*32	TPR	3" Fix Caster +TPR-Blue wheel	60	Rs 200		
	PCW-Z203-FX-100- TPR-GREY	100	100*32		4" Fix Caster +TPR-Blue wheel	40	Rs 250		
	PCW-Z203-FX-125- TPR-GREY	120	125*32		5" Fix Caster +TPR-Blue wheel	30	Rs 300		
	PCW-Z203-PL-75-TPR- GREY	80	75*32		3" Plate Swivel Caster +TPR- Blue wheel	60	Rs 240		
	PCW-Z203-PL-100- TPR-GREY	100	100*32		4" Plate Swivel Caster +TPR- Blue wheel	40	Rs 290		
	PCW-Z203-PL-125- TPR-GREY	120	125*32		5" Plate Swivel Caster +TPR- Blue wheel	30	Rs 340		
	PCW-Z203-PK-75- TPR-GREY	80	75*32		3" Plate Swivel Caster with TPR-Blue wheel	50	Rs 300		
	PCW-Z203-PK-100- TPR-GREY	100	100*32		4" Plate Swivel Caster with TPR-Blue wheel	40	Rs 350		
	PCW-Z203-PK-125- TPR-GREY	120	125*32		5" Plate Swivel Caster with TPR-Blue wheel	30	Rs 400		
	PCW-Z203-TH-75- TPR-GREY	80	75*32		3" Swivel Caster (M12*25)+TPR-Blue wheel	60	Rs 240		
	PCW-Z203-TH-100- TPR-GREY	100	100*32		4" Swivel Caster (M12*25)+TPR-Blue wheel	40	Rs 290		
	PCW-Z203-TH-125- TPR-GREY	120	125*32		5" Swivel Caster (M12*25)+TPR-Blue wheel	30	Rs 340		
	PCW-Z203-TK-75- TPR-GREY	80	75*32		3" Brake Caster (M12*25) with TPR-Grey wheel	50	Rs 300		
	PCW-Z203-TK-100- TPR-GREY	100	100*32		4" Brake Caster (M12*25) with TPR-Grey wheel	40	Rs 350		
	PCW-Z203-TK-125- TPR-GREY	120	125*32		5" Brake Caster (M12*25) with TPR-Grey wheel	30	Rs 400		
	PCW-203-WH-75-TPR- G	80	75*32		3" Grey TPR wheel only	100	Rs 120		
	PCW-203-WH-100- TPR-G	100	100*32		4" Grey TPR wheel only	50	Rs 160		
	PCW-203-WH-125-TPR- G	120	125*32		5" Grey TPR wheel only	50	Rs 200		
	PCW-B01-PL40-PVC	30	40x20		PVC	1.5"Swivel caster (M12*25) +Black PVC Wheel	250	Rs 60	
	PCW-B01-PL50-PVC	40	50x24			2"Swivel caster (M12*25)+Black PVC Wheel	150	Rs 75	
	PCW-B01-PK40-PVC	30	40x20			1.5" Brake caster (M12*25) +Black PVC Wheel	200	Rs 90	
	PCW-B01-PK50-PVC	40	50x24			2" Brake caster(M12*25) +Black PVC Wheel	120	Rs 110	
	PCW-B01-TH50-PVC	40	50x24			1.5" Swivel caster (M12*25)+Black PVC Wheel	150	Rs 75	
	PCW-B01-TK50-PVC	40	50x24			2" Brake caster (M12*25)+Black PVC Wheel	120	Rs 110	
	PCW-Z01-PL-40-PPM	40	40X32			PP	1.5" Swivel caster +PP wheel	200	Rs 80
	PCW-Z01-PL-50-PPM	50	50X32				2"Swivel caster + pp wheel	150	Rs 100
	PCW-Z01-PL-65-PPM	70	65x32				2.5" Swivel caster+PP Wheel	50	Rs 180
	PCW-Z01-PL-75-PP-M	80	75x32				3"Swivel caster +PP Wheel	50	Rs 190
	PCW-Z01-PL-100-PP-M	90	100x32		4"Swivel caster +PP Wheel		40	Rs 230	
	PCW-Z01-PL-125-PP-M	100	125x32		5"Swivel caster +PP Wheel		30	Rs 290	
	PCW-Z01-FX-40-PPM	40	40X32		1.5"Fix caster +PP Wheel		200	Rs 60	
	PCW-Z01-FX-50-PPM	50	50X32		2"Fix caster +PP Wheel		150	Rs 70	
	PCW-Z01-FX-65-PP-M	70	65x32		2.5"Fix caster +PP Wheel		50	Rs 130	
	PCW-Z01-FX-75-PP-M	80	75x32	3"Fix caster +PP Wheel	50		Rs 140		
	PCW-Z01-FX-100-PP-M	90	100x32	4"Fix caster +PP Wheel	40		Rs 180		
	PCW-Z01-FX-125-PP-M	100	125x32	5"Fix caster +PP Wheel	30		Rs 240		
	PCW-Z01-PK-40-PP-M	40	40X32	1.5"Brake caster +PP Wheel	200		Rs 100		
	PCW-Z01-PK-50-PP-M	50	50X32	2"Brake caster +PP Wheel	150		Rs 120		
	PCW-Z01-PK-65-PP-M	70	65x32	2.5"Brake caster +PP Wheel	50		Rs 230		
	PCW-Z01-PK-75-PP-M	80	75x32	3"Brake caster +PP Wheel	50		Rs 250		
	PCW-Z01-PK-100-PP-M	90	100x32	4"Brake caster +PP Wheel	40		Rs 290		
	PCW-Z01-PK-125-PP-M	100	125x32	5" Brake caster +PP Wheel	30		Rs 350		
	PCW-Z01-TH-75-PP-M	80	75x32	3"Swivel caster(M12*25) +PP Wheel	50		Rs 180		
	PCW-Z01-TH-100-PP-M	90	100x32	4"Swivel caster(M12*25) +PP Wheel	40		Rs 225		
	PCW-Z01-TK-75-PP-M	80	75x32	3"Brake caster(M12*25) +PP Wheel	50	Rs 245			
	PCW-Z01-TK100-PP-M	90	100x32	4"Brake caster(M12*25) +PP Wheel	40	Rs 290			

	PCW-01-WH-75-PP-M	80	75x32		3"White PP WHEEL ONLY	70	Rs 70
	PCW-01-WH-100-PP-M	90	100x32		4"White PP WHEEL ONLY	60	Rs 110
	PCW-01-WH-125-PP-M	100	125x32		5"White PP WHEEL ONLY	40	Rs 150
	PCW-B02-PL-40-PU-O	40	40X20	PVC	1.5"Swivel caster with PU Orange wheel	250	Rs 75
	PCW-B02-PL-50-PU-O	50	50X26		2"Swivel caster with PU Orange wheel	150	Rs 90
	PCW-B02-PL-75-PU-O	80	75x32		3"Swivel caster with PU Orange wheel	50	Rs 190
	PCW-B02-PL-100-PU-O	90	100x32		4"Swivel caster with PU Orange wheel	40	Rs 235
	PCW-B02-PK-40-PU-O	40	40X20	PVC	1.5" Brake caster with PU Orange wheel	200	Rs 100
	PCW-B02-PK-50-PU-O	50	50X26		2" Brake caster with PU Orange wheel	150	Rs 110
	PCW-B02-PK-75-PU-O	80	75x32		3" Brake caster(Double Brake) with PU Orange wheel	50	Rs 255
	PCW-B02-PK-100-PU-O	90	100x32		4" Brake caster (double Brake)with PU Orange wheel	40	Rs 300
	PCW-Z105-PL-100-PP-M	200	100x42	PP	4"Swivel caster with PP WHITE WHEEL	12	Rs 630
	PCW-Z105-PL-125-PP-M	230	125x42		5"Swivel caster with PP WHITE WHEEL	12	Rs 715
	PCW-Z105-PL-150-PP-M	280	150x42		6"Swivel caster with PP WHITE WHEEL	8	Rs 785
	PCW-Z105-PL-200-PP-M	300	200x42		8"Swivel caster with PP WHITE WHEEL	6	Rs 960
	PCW-Z105-FX-100-PP-M	200	100x42	PP	4" Fix caster with PP WHITE WHEEL	12	Rs 510
	PCW-Z105-FX-125-PP-M	230	125x42		5" Fix caster with PP WHITE WHEEL	12	Rs 560
	PCW-Z105-FX-150-PP-M	280	150x42		6"Fix caster with PP WHITE WHEEL	8	Rs 660
	PCW-Z105-FX-200-PP-M	300	200x42		8" Fix caster with PP WHITE WHEEL	6	Rs 840
	PCW-Z105-PK-100-PP-M	200	100x42	PP	4" Brake caster with PP WHITE WHEEL	12	Rs 960
	PCW-Z105-PK-125-PP-M	230	125x42		5" Brake caster with PP WHITE WHEEL	12	Rs 1050
	PCW-Z105-PK-150-PP-M	280	150x42		6" Brake caster with PP WHITE WHEEL	8	Rs 1120
	PCW-Z105-PK-200-PP-M	300	200x42		8" Brake caster with PP WHITE WHEEL	6	Rs 1290
	PCW-Z105-WH-100-PP-M	200	100x42		4"White PP WHEEL ONLY	71	Rs 300
	PCW-Z105-WH-125-PP-M	230	125x42		5"White PP WHEEL ONLY	44	Rs 325
	PCW-Z105-WH-150-PP-M	280	150x42		6"White PP WHEEL ONLY	29	Rs 350
	PCW-Z105-WH-200-PP-M	300	200x42		8"White PP WHEEL ONLY	20	Rs 400
	PCW-Z106-PL-100-PUS-O	200	100x50	SKID PROOF PVC	4"Swivel caster withSkidd proof Orange wheel	12	Rs 710
	PCW-Z106-PL-150-PUS-O	280	150x50		6"Swivel caster withSkidd proof Orange wheel	8	Rs 880
	PCW-Z106-FX-100-PUS-O	200	100x50		4" Fix caster withSkidd proof Orange wheel	12	Rs 600
	PCW-Z106-FX-150-PUS-O	280	150x50		6"Fix caster withSkidd proof Orange wheel	8	Rs 770
	PCW-Z106-PK-100-PUS-O	200	100x50		4" Brake caster withSkidd proof Orange wheel	12	Rs 1060
	PCW-Z106-PK-150-PUS-O	280	150x50		6" Brake caster withSkidd proof Orange wheel	8	Rs 1230

	PCW-B107-PL-150-HR-R	160	150x50	HARD RUBBER	6"Swivel caster with Hard Rubber wheel	8	Rs 945	
	PCW-B107-PL-200-HR-R	210	200x50		8"Swivel caster with Hard Rubber wheel	6	Rs 1135	
	PCW-B107-FX-150-HR-R	160	150x50		6" Fix caster with Hard Rubber wheel	8	Rs 830	
	PCW-B107-FX-200-HR-R	210	200x50		8" Fix caster with Hard Rubber wheel	6	Rs 1020	
	PCW-B107-PK-150-HR-R	160	150x50		6"Brake caster with Hard Rubber wheel	8	Rs 1300	
	PCW-B107-PK-200-HR-R	210	200x50		8" Brake caster with Hard Rubber wheel	6	Rs 1500	
	PCW-107-WH-150-HR-R	160	150x50		6" Hard Rubber wheel only	16	Rs 340	
	PCW-107-WH-200-HR-R	210	200x50		8" Hard Rubber wheel only	12	Rs 520	
	PCW-B112-PL-60-NY-B	100	50x30.5		NYLON	2"Swivel caster with Nylon Black Wheel	100	Rs 180
	PCW-B112-PL-65-NY-B	200	65x38.5			2.5 "Swivel caster with Nylon Black Wheel	60	Rs 410
	PCW-B112-PL-75-NY-B	250	75x45	3"Swivel caster with Nylon Black Wheel		50	Rs 480	
	PCW-B112-FX-50-NY-B	100	50x30.5	2" Fix caster with Nylon Black Wheel		100	Rs 155	
	PCW-B112-FX-65-NY-B	200	65x38.5	2.5 " Fix caster with Nylon Black Wheel		60	Rs 360	
	PCW-B112-FX75-NY-B	250	75x49	3" Fix caster with Nylon Black Wheel		50	Rs 415	
	PCW-B112-PK-65-NY-B	200	65x38.5	2.5 " Brake caster with Nylon Black Wheel		45	Rs 550	
	PCW-B112-PK-75-NY-B	250	75x49	3" Brake caster with Nylon Black Wheel		40	Rs 660	
	PCW-Z131-PL-100-R	60	100x27	RUBBER		4" Swivel caster with Rubber wheel	38	Rs 240
	PCW-Z131-PL-125-R	80	125x34		5" Swivel caster with Rubber wheel	28	Rs 280	
	PCW-Z131-PL-160-R	100	160x40		6" Swivel caster with Rubber wheel	12	Rs 670	
	PCW-Z131-PL-200-R	120	200x46		8" Swivel caster with Rubber wheel	8	Rs 780	
	PCW-Z131-FX-100-R	60	100x27		4" Fix caster with Rubber wheel	38	Rs 220	
	PCW-Z131-FX-125-R	80	125x34		5" Fix caster with Rubber wheel	28	Rs 250	
	PCW-Z131-FX-160-R	100	160x40		6" Fix caster with Rubber wheel	12	Rs 600	
	PCW-Z131-FX-200-R	120	200x46		8" Fix caster with Rubber wheel	8	Rs 725	
	PCW-Z131-PK-100-R	60	100x27		4" Brake caster with Rubber wheel	32	Rs 320	
	PCW-Z131-PK-125-R	80	125x34		5" Brake caster with Rubber wheel	24	Rs 360	
	PCW-Z131-PK-160-R	100	160x40		6" Brake caster with Rubber wheel	12	Rs 800	
	PCW-Z131-PK-200-R	120	200x46		8" Brake caster with Rubber wheel	8	Rs 1000	
	PCW-C01-PL-38-TPR-G	25	38 x 17	TPR	1.5"Swivel caster with Gray TPR wheel	250	Rs 100	
	PCW-C01-PL-50-TPR-G	28	50x18		2"Swivel caster with Gray TPR wheel	200	Rs 120	
	PCW-C01-PL-75-TPR-G	55	75x25		3"Swivel caster with Gray TPR wheel	55	Rs 320	
	PCW-C01-PK-38-TPR-G	25	38 x 17		1.5" Brake caster with Gray TPR wheel	250	Rs 120	
	PCW-C01-PK-50-TPR-G	28	50x18		2" Brake caster with Gray TPR wheel	200	Rs 140	
	PCW-C01-PK-75-TPR-G	55	75x25		3" Brake caster with Gray TPR wheel	45	Rs 380	
	PCW-S-11-FX-75-PU-R	80	75 X32		3"FIX SS Caster with Red wheel	50	Rs 600	
	PCW-S-11-FX-100-PU-R	110	100 x 32		4"FIX SS Caster with Red wheel	40	Rs 680	
	PCW-S-11-FX-125-PU-R	130	125 x 32		5"FIX SS Caster with Red wheel	24	Rs 760	
	PCW-S-11-PL-75-PU-R	80	75 X32		3" Swivel SS Caster with Red wheel	50	Rs 800	
	PCW-S-11-PL-100-PU-R	110	100 x 32		4" Swivel SS Caster with Red wheel	40	Rs 880	
	PCW-S-11-PL-125-PU-R	130	125 x 32		5" Swivel SS Caster with Red wheel	24	Rs 960	

	PCW-S-11-PK-75-PU-R	80	75 X32	TPE	3" Brake SS Caster with Red wheel	40	Rs 1000	
	PCW-S-11-PK-100-PU-R	110	100 x 32		4" Brake SS Caster with Red wheel	32	Rs 1080	
	PCW-S-11-PK-125-PU-R	130	125 x 32		5" Brake SS Caster with Red wheel	24	Rs 1160	
	PCW-S-11-TH-75-PU-R	80	75 X32		3" Swivel (M12*25)SS Caster with Red wheel	40	Rs 650	
	PCW-S-11-TH-100-PU-R	110	100 x 32		4" Swivel (M12*25) SS Caster with Red wheel	32	Rs 730	
	PCW-S-11-TH-125-PU-R	130	125 x 32		5" Swivel (M12*25) SS Caster with Red wheel	24	Rs 800	
	PCW-S-11-TK-75-PU-R	80	75 X32		3" Brake (M12*25)SS Caster with Red wheel	40	Rs 850	
	PCW-S-11-TK-100-PU-R	110	100 x 32		4" Brake (M12*25) SS Caster with Red wheel	32	Rs 920	
	PCW-S-11-TK-125-PU-R	130	125 x 32		5" Brake (M12*25) SS Caster with Red wheel	24	Rs 1000	
	PCW-CW-PL-75-PU	55	75x32	PU	3" Swivel caster with Chair Wheel	60	Rs 205	
	PCW-CW-WH-75-PU	55	75 X32		ONLY WHEEL	250	Rs 105	
	PCW-113-WH-100-SRT-BR		100X50	SOLID RUBBER TYRE	ONLY WHEEL	40	Rs 550	
	PCW-113-WH-150-SRT-BR		150X50		ONLY WHEEL	20	Rs 650	
	PCW-113-WH-200-SRT-BR		200X50		ONLY WHEEL	15	Rs 850	
	PCW-113-WH-200-PRT		200X65	PNEUMATIC RUBBER TYRE	ONLY WHEEL	10	Rs 1100	
	PCW-113-WH-250-PRT		250X65		ONLY WHEEL	7	Rs 1400	
	PCW-Z104-N-FX-100-PP-W	200 Kg	100*50	PP	4"fix caster +white pp wheel	20	Rs 535	
	PCW-Z104-N-FX-125-PP-W	230 Kg	125*50		5"fix caster +white pp wheel	15	Rs 600	
	PCW-Z104-N-FX-150-PP-W	280 Kg	150*50		6"fix caster +white pp wheel	10	Rs 660	
	PCW-Z104-N-FX-200-PP-W	300 Kg	200*50		8"fix caster +white pp wheel	8	Rs 850	
	PCW-Z104-N-PL-100-PP-W	200 Kg	100*50		4" swivel caster + white PP wheel	20	Rs 650	
	PCW-Z104-N-PL-125-PP-W	230 Kg	125*50		5" swivel caster + white PP wheel	15	Rs 750	
	PCW-Z104-N-PL-150-PP-W	280 Kg	150*50		6" swivel caster + white PP wheel	10	Rs 800	
	PCW-Z104-N-PL-200-PP-W	300 Kg	200*50		8" swivel caster + white PP wheel	8	Rs 1000	
	PCW-Z104-N-PK-100-PP-W	200 Kg	100*50		4" Brake caster + white PP wheel	15	Rs 960	
	PCW-Z104-N-PK-125-PP-W	230 Kg	125*50		5" Brake caster + white PP wheel	12	Rs 1100	
	PCW-Z104-N-PK-150-PP-W	280 Kg	150*50		6" Brake caster + white PP wheel	10	Rs 1150	
	PCW-Z104-N-PK-200-PP-W	300 Kg	200*50		8" Brake caster + white PP wheel	8	Rs 1300	
	PCW-Z01-N-FX-75-PVC-R	80 Kg	75*32		PVC	3 " Fix caster + Red pvc wheel	50	Rs 120
	PCW-Z01-N-FX-100-PVC-R	90 Kg	100*32			4" Fix caster + Red pvc wheel	40	Rs 170
	PCW-Z01-N-PL-75-PVC-R	80 Kg	75*32			3 " Swivel caster + Red pvc wheel	50	Rs 160
	PCW-Z01-N-PL-100-PVC-R	90 Kg	100*32			4" Swivel caster + Red pvc wheel	40	Rs 205
	PCW-Z01-N-PK-75-PVC-R	80 Kg	75*32	3 " Brake caster + Red pvc wheel		50	Rs 225	
	PCW-Z01-N-PK-100-PVC-R	90 Kg	100*32	4" Brake caster + Red pvc wheel		40	Rs 270	



PRODUCT IMAGE	ITEM CODE	LOAD CAPACITY (KG)PER PIECE	PLATFORM SIZE(mm)	WHEEL DIA	WHEEL MATERIAL	Description	MRP
	PCW-TC1-150-3-GER	150	600 X 400	3"	PU	150 KG TROLLY	3575
	PCW-TC1-180-4-GER	180	720 X 480	4"		180 KG TROLLY	7780
	PCW-TC1-380-5-GER	380	900 X 600	5"		380 KG TROLLY	11150
	PCW-TC-300-C-5-GER	300	590 X 900	5"	TPR	300KG TROLLY WITH MESH	15350
	PCW-TC-300-2L-5-GER	300	490 X 700	5"	TPR	300 KG TROLLY TWO LAYERS	16400

### B-42- SERIES MEDIUM / LIGHT DUTY



WHEEL DIA	THREAD WIDTH	LOAD CAPACITY KG	WHEEL MATERIAL	LOAD HEIGHT	SWIVEL RADIUS	BRAKE RADIUS	BEARING	HOLE SIZE	PLATE SIZE		ITEM CODE	MRP
									A1*B1	A2*B2		
75mm	28	85	PP	103	69.5	93	DOUBLE	8.2	80 X 58	60.5 X 40	PCW-B-42-FX-75-PPM	
											PCW-B-42-PL-75-PPM	355
											PCW-B-42-PK-75-PPM	410
											PCW-B-42-TK-75-PPM	410
100mm	28	100	PP	128.5	84	97	DOUBLE	8.2	80 X 58	60.5 X 40	PCW-B-42-FX-100-PPM	
											PCW-B-42-PL-100-PPM	405
											PCW-B-42-PK-100-PPM	465
											PCW-B-42-TK-100-PPM	465

### B-51- SERIES MEDIUM DUTY




WHEEL DIA	THREAD WIDTH	LOAD CAPACITY KG	WHEEL MATERIAL	LOAD HEIGHT	SWIVEL RADIUS	BRAKE RADIUS	BEARING	HOLE SIZE	PLATE SIZE		ITEM CODE	MRP
									A1*B1	A2*B2		
40mm	22	30	PU	30	45	67	SINGLE	6.5	61 X 44	45.5 X 30	PCW-B-51-FX-40-PU-B	
											PCW-B-51-PL-40-PU-B	175
											PCW-B-51-PK-40-PU-B	225
											PCW-B-51-TK-40-PU-B	225
50mm	26	45	PU	45	53	76	SINGLE	8.2	71 X 52	52.5 X 35	PCW-B-51-FX-50-PU-B	
											PCW-B-51-PL-50-PU-B	225
											PCW-B-51-PK-50-PU-B	265
											PCW-B-51-TK-50-PU-B	265


### 300/500 KG DIMENSION (All Dimension in mm)



**PFT-300**



**PFT-300-1LB**



**PFT-300-2L**




**PFT-300-2LB**



**PFT-300-3L**



**PFT-300-3LB**



**PFT-300**



**PFT-300-BT**

