

Kaycee for Commitment...
Kaycee for Quality...



KAYCEE
Brand that set the standards

FOOT SWITCHES



KAYCEE Foot switches are designed to open or close either AC or DC pilot circuits. Enabling machine operating sequences to be controlled by foot there by allowing materials or work pieces to be fed in by hand, a range of foot switches are available. The product range includes Compact type, Heavy Duty type, Medical type etc., for Industrial, Domestic and Medical appliances. All the models of foot switches are made of aluminium castings / sheet metal and available with silver grey hammer tone finish as well as with Powder Coated Finish of different Colours . Rubber cushions at the bottom provide good support on ground while in operation. These rubber feet eliminate the use of other mounting accessories. A gasket between case and cover and a friction type seal on the treadle shaft/Actuator plunger assure water and oil tight performance.

COMPACT FOOT SWITCH - KCFS-1

This Switch has a provision to accommodate only one contact block of 1NO + 1NC, and is provided with a horizontal plunger actuated by a Pedal. Rubber cushion provided at the bottom of the housing enable to place the Switch anywhere with vibration free performance. Steel top cover is provided with oil sealing gasket so as to avoid accidental damages to the Switch. A gasket between housing and cover, and a friction type seal on the actuator plunger assure water and oil tight performance. These Switches are also available with Sheet Metal Shield.

HEAVY DUTY FOOT SWITCH - KCFS-2

These foot Switches having facility to accommodate two contact blocks of either KC 600 series or KC 1500 series Limit Switch. These Foot Switches are available with three point mounting bosses for mounting on the floor. In addition four rubber cushions are provided according to customers choice.

When two contact blocks are supplied, adjustment of the lever assembly provides simultaneous or differential tripping of the contact blocks.

Asafety spring within the enclosure assures treadle spring return in case of the main spring under the treadle gets damaged.

Three types of top covers are available as plain cover, guard and shield. The selection of the cover depends on the degree of protection desired, to prevent accidental treadle operation.

CATALOGUE CODE DESCRIPTION

Eg. : Product code : PCFS-2 Heavy duty Foot Switch

Type of Foot Switch

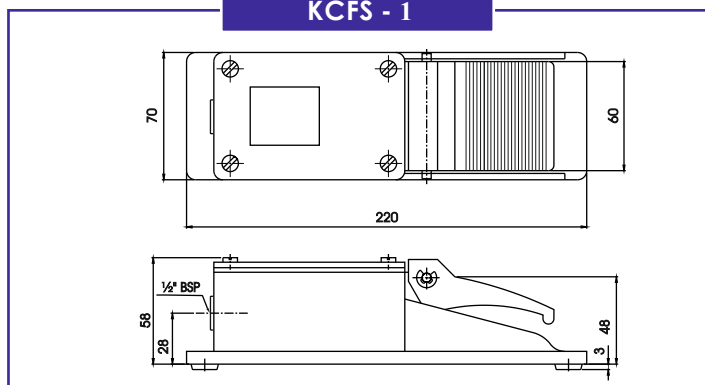
- H - Foot Switch with KC 600 Limit Switch
- P - Foot Switch with KC 1500 Limit switch
- Z - Foot Switch with 3 Position operation

Type of Contact Block

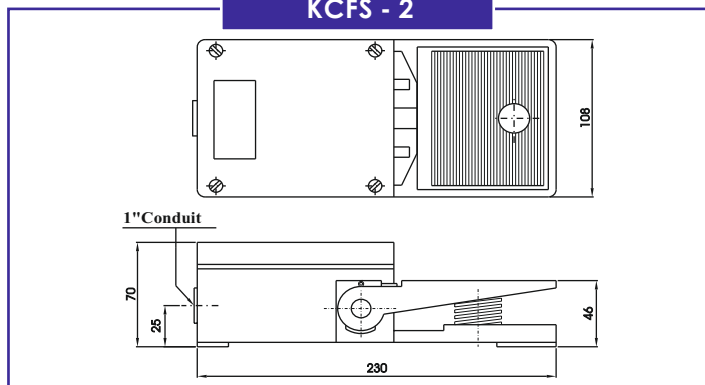
1. Limit Switch with one set of 1 NO + 1 NC Contact block.
2. Limit Switch with one set of 2 NO + 2 NC Contact block.

Add suffix "G" for guard type and "S" for shield type.

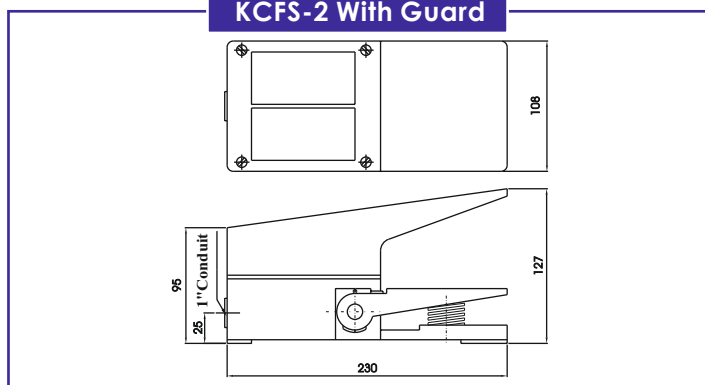
KCFS - 1



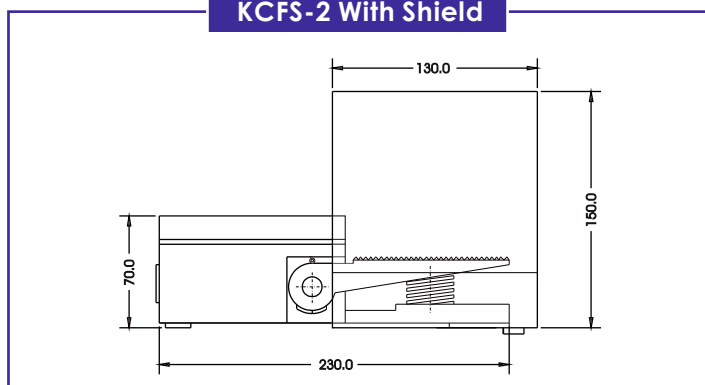
KCFS - 2



KCFS-2 With Guard



KCFS-2 With Shield



Foot Switches of heavy duty types are available in two (Full down) or three (half down / full down) position operations.

ORDERING CODE - Example

KCFS2/P22GZ - Spring return, three position, heavy duty Foot Switch with guard and two 2 NO + 2 NC contact blocks of precision (KC 1500) Limit Switch.

DOMESTIC FOOT SWITCH - KCFS-3

The Foot Switch of this model consists of a small Micro Switch for press to ON and release to OFF operations. Another model of press to ON and press to OFF model is also available on specific requirements.

Two meter long cable is connected with the Switch for easy wiring without dismantling the housing. Four Rubber bushes are provided for good support on earth and a cable gland is provided for gripping the cable.

MINI FOOT SWITCH - KCFS-3M

The Foot Switch of this model consists of Micro Switch for press to ON and release to OFF operations. Rubber matt Provided on Top and Bottom gives Good Support for foot. A strain relief arrangement with 2m Long Cable is provided for each Switch.

These Foot Switches are also available with the Shield to Prevent accidental treadle operation. These Foot Switches are applicable for both Domestic and Medical applications.

MEDITWIN - KCFS-4

For specific requirements where the contact blocks are to be independently controlled, a double pedal Switch is available. The two pedals are attached to a single housing and can be operated individually to control two independent contact blocks. A conduit entry (3/4" UNF) is supplied with the Foot Switch. A handle is fixed on the top of the cover for easy handling of the Switch wherever required.

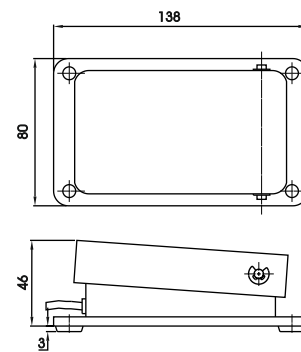
These Switches are also available with Shield.

*** Add suffix "WSD" for Switch with Shield.**

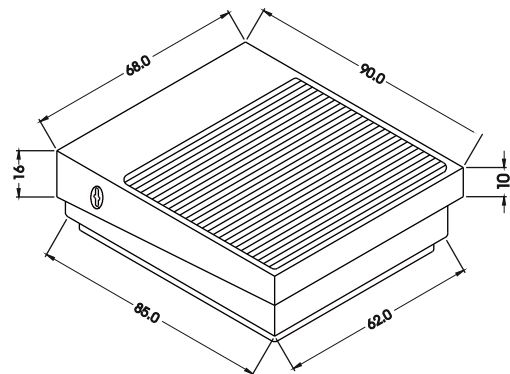
OPERATIONAL DATA

Circuit Symbol	Treadle Operation			Description
	Up	Half Down	Full Down	
1 or 2				One contact block, 1 NO + 1 NC or 2 NO + 2 NC, Two Position
11 or 22				Two contact blocks, 1 NO + 1 NC or 2 NO + 2 NC, Two Position
11Z or 22Z				Two contact blocks, 1 NO + 1 NC or 2 NO + 2 NC, Three Position

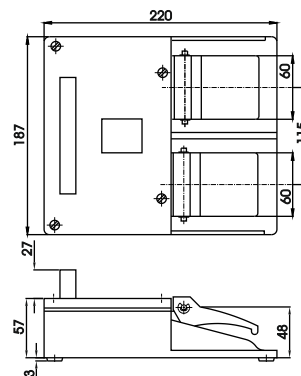
KCFS-3/KCFS-3 PO



KCFS - 3M



KCFS - 4

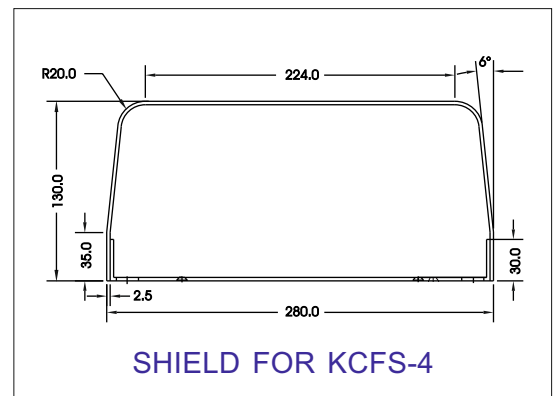
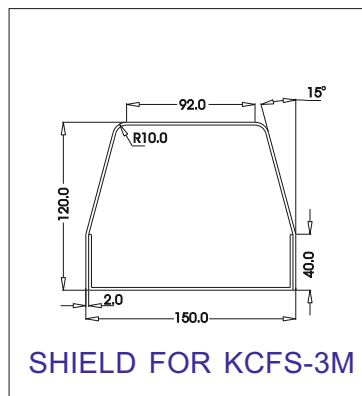
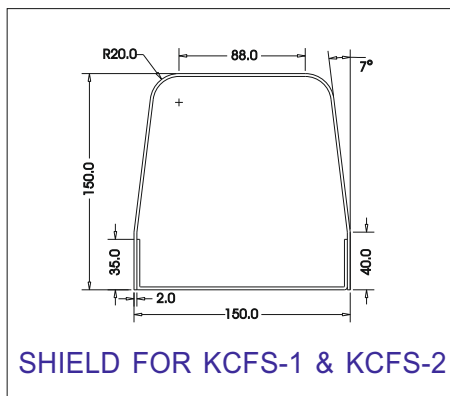


TECHNICAL DATA AS PER IEC 60947-5-1 OF 1997

Type of Foot Switch	KCFS-1	KCFS-2	KCFS-3	KCFS-3M	KCFS-4
Type of Contact Block	KC 600	KC 600 or KC 1500	Micro Switch	Micro Switch	KC 600
Utilization Category	AC 15 DC 13	AC 15 DC 13	AC 15 DC 13	AC 15 DC 13	AC 15 DC 13
Thermal Current I_{th}	10 A	10 A	10 A	10 A	10 A
Insulation Voltage U_i	600V AC	600V AC	250V AC	125V AC	600V AC
Contact Combination	1NO+1NC SPDT - DB**	1NO+1NC or 2NO+2NC	1NO+1NC SPDT - SB*	1NO+1NC SPDT - SB*	1NO+1NC SPDT - DB**
Terminal Capacity	2.5 Sq.mm	2.5 Sq.mm	2.5 Sq.mm	2.5 Sq mm	2.5 Sq.mm
Enclosure Category	IP 65	IP 65	IP 43	IP 43	IP 65
Mech & Electrical Life	5×10^6	5×10^6	5×10^6	5×10^6	5×10^6
Cable Entry	1/2" BSP	1" BS Conduit	With Cable	With Cable	3/4 " UNF
Weight in Kgs	0.900 - Switch Only 2.100 - With Shield	1.600 -Plain Cover 2.000- With Guard 2.800- With Shield	0.500 Switch Only 1.500 With Shield	0.500 Switch Only 1.500 With Shield	2.000 Switch Only 4.000 With Shield

* SPDT - SB → Single Pole Double Through, Single Break

** SPDT - DB → Single Pole Double Through, Double Break



Manufactured by :

KAYCEE INDUSTRIES LIMITED

Corporate Office : Old Kamani Chambers, 32, Ramjibhai Kamani Road,
Ballard Estate, Mumbai - 400 001

Tel. : +91-22-2261 3521 / 6666 3521 / 22 / 23

E-mail : sales@kayceeindustries.com • Website : www.kayceeindustries.com