



LED OUTDOOR LIGHTING

CATALOGUE



About Dev Digital

Welcome to **DevDigital Electronics**, a leading name in the world of innovative LED lighting solutions. With a commitment to quality and sustainability, we specialize in the manufacturing of high-performance LED products, including street lights, flood lights, highbay lights, and solar street lights.

At DevDigital Electronics, we believe in illuminating the future with cutting-edge technology and eco-friendly solutions. Our state-of-the-art manufacturing facility is equipped with advanced technology and a team of dedicated professionals who ensure that every product meets the highest standards of quality and durability. Whether it's a bustling city street, an industrial facility, or a residential area, our LED solutions are built to withstand the toughest conditions while delivering consistent performance.

Join us at DevDigital Electronics in our mission to light up the world—one brilliant, sustainable solution at a time.





Gandhinagar, Gujarat
Headquarter

From cities to towns,
we deliver light across India.

LED FLOOD LIGHT - NILE



Watt	Product Code	CCT	Lumens
50W	DEV_FLN_50W	3000-6500K	5500
60W	DEV_FLN_60W	3000-6500K	6600
100W	DEV_FLN_100W	3000-6500K	11000
120W	DEV_FLN_120W	3000-6500K	13200
150W	DEV_FLN_150W	3000-6500K	16500
200W	DEV_FLN_200W	3000-6500K	22000
250W	DEV_FLN_250W	3000-6500K	27500
300W	DEV_FLN_300W	3000-6500K	33000
400W	DEV_FLN_400W	3000-6500K	44000
500W	DEV_FLN_500W	3000-6500K	55000

BENEFITS

Input Voltage
140-270V AC (50Hz)

Luminous Efficacy
Up to 140 lm/W

CCT
3000K / 4000K / 6500K

CRI
≥70

Housing
Die-Cast Aluminum

Front Cover
Toughened Glass

Surge Protection
4kV -6kV Opt.

Lifetime (L70)
50,000 Hrs

Beam Angle
90 Degree, 120 Degree

Body Material
Die-Cast Aluminum Alloy

Power Factor
>0.95


Operating Temperature
-10°C to +50°C



Architecture



Stadium



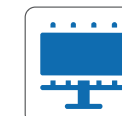
Petrol Pump



Factory



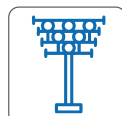
Parking



Billboard



Garden



High Mast

LED FLOOD LIGHT - ERIS



Watt	Product Code	CCT	Lumens
50W	DEV_FLE_50W	3000-6500K	5500
100W	DEV_FLE_100W	3000-6500K	11000
150W	DEV_FLE_150W	3000-6500K	18000
200W	DEV_FLE_200W	3000-6500K	22000
250W	DEV_FLE_250W	3000-6500K	27500
300W	DEV_FLE_300W	3000-6500K	33000
400W	DEV_FLE_400W	3000-6500K	44000
500W	DEV_FLE_500W	3000-6500K	55000

BENEFITS

Input Voltage 140-270V AC (50Hz)	Luminous Efficacy Up to 140 lm/W	CCT 3000K / 4000K / 6500K	CRI ≥70
Housing Die-Cast Aluminum	Front Cover Toughened Glass	Surge Protection 6kV (10kV Opt.)	Lifetime (L70) 50,000 Hrs
Beam Angle 15, 30, 60, 90 Degree	Body Material Die-Cast Aluminum Alloy	Power Factor >0.95	Operating Temperature -10°C to +50°C



Architecture



Stadium



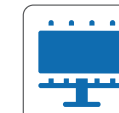
Petrol Pump



Factory



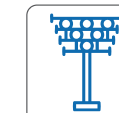
Parking



Billboard




Garden



High Mast

LED FLOOD LIGHT - LINEAR



Watt	Product Code	CCT	Lumens
120W	DEV_FLL_120W	3000-6500K	13200
250W	DEV_FLL_250W	3000-6500K	27500
350W	DEV_FLL_350W	3000-6500K	38500
500W	DEV_FLL_500W (4 M)	3000-6500K	55000
600W	DEV_FLL_600W (5 M)	3000-6500K	66000
700W	DEV_FLL_700W (6 M)	3000-6500K	77000
1000W	DEV_FLL_1000W (8 M)	3000-6500K	110000
1200W	DEV_FLL_1200W	3000-6500K	132000
1500W	DEV_FLL_1500W	3000-6500K	165000
2000W	DEV_FLL_2000W	3000-6500K	220000

BENEFITS

Input Voltage
140-270V AC (50Hz)

Luminous Efficacy
Up to 169 lm/W

CCT
3000K / 4000K / 6500K

CRI
≥70

Housing
Die-Cast Aluminum

Front Cover
Polycarbonate lense

Surge Protection
6kV (10kV Opt.)

Lifetime (L70)
50,000 Hrs

Beam Angle
25, 60, 90 Degree

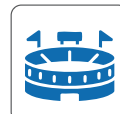
Body Material
Die-Cast Aluminum Alloy

Power Factor
>0.95

Operating Temperature
-10°C to +50°C



Architecture



Stadium



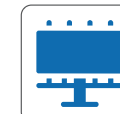
Petrol Pump



Factory



Parking



Billboard



Garden



High Mast

LED FLOOD LIGHT - LINEAR NEW



Watt	Product Code	CCT	Lumens
250W	DEV_FLL_250W	3000-6500K	27500
500W	DEV_FLL_500W	3000-6500K	38500

BENEFITS

Input Voltage 140-270V AC (50Hz)	Luminous Efficacy Up to 140 lm/W	CCT 3000K / 4000K / 6500K	CRI ≥70
Housing Die-Cast Aluminum	Front Cover Toughened Glass	Surge Protection 6kV (10kV Opt.)	Lifetime (L70) 50,000 Hrs
Beam Angle 90 Degree, 120 Degree	Body Material Die-Cast Aluminum Alloy	Power Factor >0.95	Operating Temperature -10°C to +50°C



Architecture



Stadium



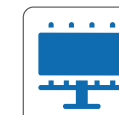
Petrol Pump



Factory



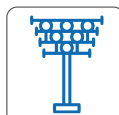
Parking



Billboard



Garden



High Mast

LED FLOOD LIGHT - GM LUNA



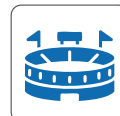
Watt	Product Code	CCT	Lumens
50W	DEV_FLGMD_50W	3000-6500K	5500
200W	DEV_FLGMD_200W	3000-6500K	22000

BENEFITS

Input Voltage 140-270V AC (50Hz)	Luminous Efficacy Up to 140 lm/W	CCT 6500K	CRI ≥70
Housing Die-Cast Aluminum	Front Cover Toughened Glass	Surge Protection 6kV (10kV Opt.)	Lifetime (L70) 50,000 Hrs
Beam Angle 120 Degree	Body Material Die-Cast Aluminum Alloy	Power Factor >0.95	Operating Temperature -10°C to +50°C



Architecture



Stadium



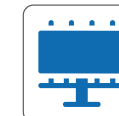
Petrol Pump



Factory



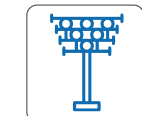
Parking



Billboard



Garden



High Mast

LED FLOOD LIGHT - SPARK WITHOUT LENSE



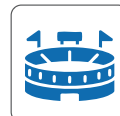
Watt	Product Code	CCT	Lumens
50W	DEV_FLS_50W	3000-6500K	5500
100W	DEV_FLS_100W	3000-6500K	11000
200W	DEV_FLS_200W	3000-6500K	22000
250W	DEV_FLS_250W	3000-6500K	27500
300W	DEV_FLS_300W	3000-6500K	33000
400W	DEV_FLS_400W	3000-6500K	44000

BENEFITS

Input Voltage 140-270V AC (50Hz)	Luminous Efficacy Up to 140 lm/W	CCT 3000K / 4000K / 6500K	CRI ≥70
Housing Die-Cast Aluminum	Front Cover Toughened Glass	Surge Protection 6kV (10kV Opt.)	Lifetime (L70) 50,000 Hrs
Beam Angle 90 Degree	Body Material Die-Cast Aluminum Alloy	Power Factor >0.95	Operating Temperature -10°C to +50°C



Architecture



Stadium



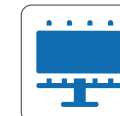
Petrol Pump



Factory



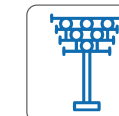
Parking



Billboard



Garden



High Mast

LED FLOOD LIGHT - SPARK LENSE



Watt	Product Code	CCT	Lumens
250W	DEV_FLS_250W	3000-6500K	27500
400W	DEV_FLS_400W	3000-6500K	44000

BENEFITS

Input Voltage 140-270V AC (50Hz)	Luminous Efficacy Up to 140 lm/W	CCT 3000K / 4000K / 6500K	CRI ≥70
Housing Die-Cast Aluminum	Front Cover Toughened Glass	Surge Protection 6kV (10kV Opt.)	Lifetime (L70) 50,000 Hrs
Beam Angle 15, 30, 60, 90 Degree	Body Material Die-Cast Aluminum Alloy	Power Factor >0.95	Operating Temperature -10°C to +50°C



Architecture



Stadium



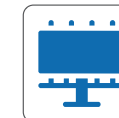
Petrol Pump



Factory



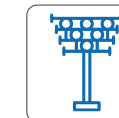
Parking



Billboard



Garden



High Mast

LED FLOOD LIGHT - MARS



Watt	Product Code	CCT	Lumens
50W	DEV_FLM_50W	3000-6500K	5500
100W	DEV_FLM_100W	3000-6500K	11000
150W	DEV_FLM_150W	3000-6500K	16500
200W	DEV_FLM_200W	3000-6500K	22000

BENEFITS

Input Voltage 140-270V AC (50Hz)	Luminous Efficacy Up to 140 lm/W	CCT 3000K / 4000K / 6500K	CRI ≥70
Housing Die-Cast Aluminum	Front Cover Toughened Glass	Surge Protection 6kV (10kV Opt.)	Lifetime (L70) 50,000 Hrs
Beam Angle 120 Degree	Body Material Die-Cast Aluminum Alloy	Power Factor >0.95	Operating Temperature -10°C to +50°C



Architecture



Stadium



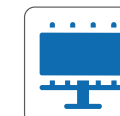
Petrol Pump



Factory



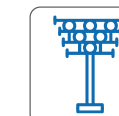
Parking



Billboard



Garden



High Mast

LED FLOOD LIGHT - GALAXY



Watt	Product Code	CCT	Lumens
30W	DEV_FLG_30W	3000-6500K	3300
50W	DEV_FLG_50W	3000-6500K	5500
72W	DEV_FLG_72W	3000-6500K	7920
100W	DEV_FLG_100W	3000-6500K	11000
150W	DEV_FLG_150W	3000-6500K	16500
200W	DEV_FLG_200W	3000-6500K	22000
250W	DEV_FLG_250W	3000-6500K	27500

BENEFITS

Input Voltage
140-270V AC (50Hz)

Luminous Efficacy
Up to 140 lm/W

CCT
3000K / 4000K / 6500K

CRI
≥70

Housing
Die-Cast Aluminum

Front Cover
Toughened Glass

Surge Protection
6kV (10kV Opt.)

Lifetime (L70)
50,000 Hrs

Beam Angle
90 Degree

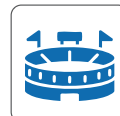
Body Material
Die-Cast Aluminum Alloy

Power Factor
>0.95

Operating Temperature
-10°C to +50°C



Architecture



Stadium



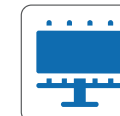
Petrol Pump



Factory



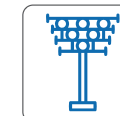
Parking



Billboard



Garden



High Mast

LED FLOOD LIGHT - GALAXY LENSE



Watt	Product Code	CCT	Lumens
50W	DEV_FLGL_50W	3000-6500K	5500
72W	DEV_FLGL_72W	3000-6500K	7920
100W	DEV_FLGL_100W	3000-6500K	11000
200W	DEV_FLGL_200W	3000-6500K	22000

BENEFITS

Input Voltage
140-270V AC (50Hz)

Luminous Efficacy
Up to 140 lm/W

CCT
3000K / 4000K / 6500K

CRI
≥70

Housing
Die-Cast Aluminum

Front Cover
Toughened Glass

Surge Protection
6kV (10kV Opt.)

Lifetime (L70)
50,000 Hrs

Beam Angle30, 60
30, 60, 90 Degree

Body Material
Die-Cast Aluminum Alloy

Power Factor
>0.95


Operating Temperature
-10°C to +50°C



Architecture



Stadium



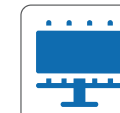
Petrol Pump



Factory



Parking



Billboard



Garden



High Mast

LED FLOOD LIGHT - DUOS



Watt	Product Code	Colour	Model
100W	DEV_FLSDU_100W	WH + WW	Spark
200W	DEV_FLSDU_200W	WH + WW	Spark
200W	DEV_FLNDU_200W	WH + WW	Nile
100W	DEV_FLEDU_100W	WH + WW	Eris
200W	DEV_FLEDU_200W	WH + WW	Eris

BENEFITS

Input Voltage
140-270V AC (50Hz)

Luminous Efficacy
Up to 140 lm/W

Colour (Any Two)
Intermediate / White / Warm White /
Green / Red / Blue / Pink / Amber

CRI
≥70

Housing
Die-Cast Aluminum

Front Cover
Toughened Glass

Surge Protection
6kV (10kV Opt.)

Lifetime (L70)
50,000 Hrs

Beam Angle
15, 30, 60, 90, 120 Degree

Body Material
Die-Cast Aluminum Alloy

Power Factor
>0.95

Operating Temperature
-10°C to +50°C



Architecture



Stadium



Decoration



Marriage
party plot



Garden

LED FLOOD LIGHT - JUPITER



Watt	Product Code	CCT	Lumens
50W	DEV_FLJ_50W	3000-6500K	5500
200W	DEV_FLJ_200W	3000-6500K	7920
300W	DEV_FLJ_300W	3000-6500K	11000

BENEFITS

Input Voltage 140-270V AC (50Hz)	Luminous Efficacy Up to 140 lm/W	CCT 3000K / 4000K / 6500K	CRI ≥70
Housing Die-Cast Aluminum	Front Cover Polycarbonate lense	Surge Protection 6kV (10kV Opt.)	Lifetime (L70) 50,000 Hrs
Beam Angle 90 Degree	Body Material Die-Cast Aluminum Alloy	Power Factor >0.95	Operating Temperature -10°C to +50°C



Architecture



Stadium



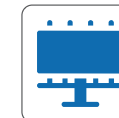
Petrol Pump



Factory



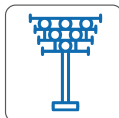
Parking



Billboard



Garden



High Mast

LED FLOOD LIGHT - THETA ECO



Watt	Product Code	CCT	Lumens
50W	DEV_FLSTE_50W	3000-6500K	5500
100W	DEV_FLSTE_100W	3000-6500K	11000
150W	DEV_FLSTE_150W	3000-6500K	16500
200W	DEV_FLSTE_200W	3000-6500K	22000
300W	DEV_FLSTE_300W	3000-6500K	33000

BENEFITS

Input Voltage 140-270V AC (50Hz)	Luminous Efficacy Up to 140 lm/W	CCT 3000K / 4000K / 6500K	CRI ≥70
Housing Die-Cast Aluminum	Front Cover Polycarbonate lense	Surge Protection 6kV (10kV Opt.)	Lifetime (L70) 50,000 Hrs
Beam Angle 90 Degree	Body Material Die-Cast Aluminum Alloy	Power Factor >0.95	Operating Temperature -10°C to +50°C



Architecture



Stadium



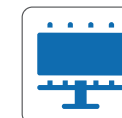
Petrol Pump



Factory



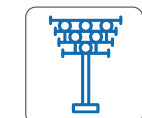
Parking



Billboard



Garden



High Mast

LED FLOOD LIGHT - RGB GM



Watt	Product Code	CCT	Lumens
50W	DEV_FLRGBGD_50W	3000-6500K	5500
100W	DEV_FLRGBGD_100W	3000-6500K	11000
200W	DEV_FLRGBGD_200W	3000-6500K	22000

BENEFITS

Input Voltage 140-270V AC (50Hz)	Operate Remote	Colour RGB	CRI ≥70
Housing Die-Cast Aluminum	Front Cover Toughened Glass	Surge Protection 6kV (10kV Opt.)	Lifetime (L70) 50,000 Hrs
Beam Angle 120 Degree	Body Material Die-Cast Aluminum Alloy	Power Factor >0.95	Operating Temperature -10°C to +50°C



Architecture



Stadium



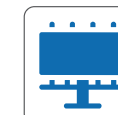
Petrol Pump



Factory



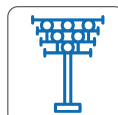
Parking



Billboard



Garden



High Mast

LED STREET LIGHT - NILE



Watt	Product Code	CCT	Lumens
24W	DEV_SLN_24W	3000-6500K	2640
30W	DEV_SLN_30W	3000-6500K	3300
36W	DEV_SLN_36W	3000-6500K	3960
45W	DEV_SLN_45W	3000-6500K	4950
50W	DEV_SLN_50W	3000-6500K	5500
60W	DEV_SLN_60W	3000-6500K	6600
72W	DEV_SLN_72W	3000-6500K	7920
100W	DEV_SLN_100W	3000-6500K	11000
120W	DEV_SLN_120W	3000-6500K	13200
150W	DEV_SLN_150W	3000-6500K	16500
200W	DEV_SLN_200W	3000-6500K	22000

BENEFITS

Input Voltage
140-270V AC (50Hz)

Luminous Efficacy
Up to 140 lm/W

CCT
3000K / 4000K / 6500K

CRI
≥70

Housing
Die-Cast Aluminum

Front Cover
Toughened Glass

Surge Protection
6kV (10kV Opt.)

Lifetime (L70)
50,000 Hrs

Beam Angle
120 Degree

Body Material
Die-Cast Aluminum Alloy

Power Factor
>0.95

Operating Temperature
-10°C to +50°C



Architecture



Streets



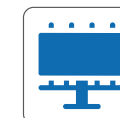
Petrol Pump



Factory



Parking



Billboard



Garden



Pedestrian

LED STREET LIGHT - THETA ECO



Watt	Product Code	CCT	Lumens
24W	DEV_SLTE_24W	3000-6500K	2640
30W	DEV_SLTE_30W	3000-6500K	3300
36W	DEV_SLTE_36W	3000-6500K	3960
50W	DEV_SLTE_50W	3000-6500K	5500
72W	DEV_SLTE_72W	3000-6500K	7920
100W	DEV_SLTE_100W	3000-6500K	11000
150W	DEV_SLTE_150W	3000-6500K	16500

BENEFITS

Input Voltage
140-270V AC (50Hz)

Luminous Efficacy
Up to 140 lm/W

CCT
3000K / 4000K / 6500K

CRI
≥70

Housing
Die-Cast Aluminum

Front Cover
Polycarbonate lense

Surge Protection
6kV (10kV Opt.)

Lifetime (L70)
50,000 Hrs

Beam Angle
90 Degree

Body Material
Die-Cast Aluminum Alloy

Power Factor
>0.95


Operating Temperature
-10°C to +50°C



Architecture



Streets



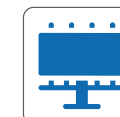
Petrol Pump



Factory



Parking



Billboard



Garden



Pedestrian

LED STREET LIGHT - ERIS



Watt	Product Code	CCT	Lumens
60W	DEV_SLE_60W	3000-6500K	6600
120W	DEV_SLE_120W	3000-6500K	13200
200W	DEV_SLE_200W	3000-6500K	22000

BENEFITS

Input Voltage 140-270V AC (50Hz)	Luminous Efficacy Up to 140 lm/W	CCT 3000K / 4000K / 6500K	CRI ≥70
Housing Die-Cast Aluminum	Front Cover Toughened Glass	Surge Protection 6kV (10kV Opt.)	Lifetime (L70) 50,000 Hrs
Beam Angle 140 Degree	Body Material Die-Cast Aluminum Alloy	Power Factor >0.95	Operating Temperature -10°C to +50°C



Architecture



Streets



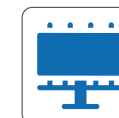
Petrol Pump



Factory



Parking



Billboard



Garden



Pedestrian

LED STREET LIGHT - ROYAL



Watt	Product Code	CCT	Lumens
50W	DEV_SLR_50W	3000-6500K	5500
100W	DEV_SLR_100W	3000-6500K	11000
200W	DEV_SLR_200W	3000-6500K	22000

BENEFITS

Input Voltage 140-270V AC (50Hz)	Luminous Efficacy Up to 169 lm/W	CCT 3000K / 4000K / 6500K	CRI ≥70
Housing Die-Cast Aluminum	Front Cover Polycarbonate lense	Surge Protection 6kV (10kV Opt.)	Lifetime (L70) 50,000 Hrs
Beam Angle 90 Degree	Body Material Die-Cast Aluminum Alloy	Power Factor >0.95	Operating Temperature -10°C to +50°C



Architecture



Streets



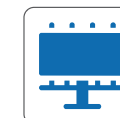
Petrol Pump



Factory



Parking



Billboard



Garden



Pedestrian

LED HIGHBAY LIGHT - NILE



Watt	Product Code	CCT	Lumens
50W	DEV_HBLN_50W	3000-6500K	5500
60W	DEV_HBLN_60W	3000-6500K	6600
72W	DEV_HBLN_72W	3000-6500K	7920
100W	DEV_HBLN_100W	3000-6500K	11000
120W	DEV_HBLN_120W	3000-6500K	13200
150W	DEV_HBLN_150W	3000-6500K	16500
200W	DEV_HBLN_200W	3000-6500K	22000
250W	DEV_HBLN_250W	3000-6500K	27500
300W	DEV_HBLN_300W	3000-6500K	33000

BENEFITS

Input Voltage 140-270V AC (50Hz)	Luminous Efficacy Up to 140 lm/W	CCT 3000K / 4000K / 6500K	CRI ≥70
Housing Die-Cast Aluminum	Front Cover Toughened Glass	Surge Protection 6kV (10kV Opt.)	Lifetime (L70) 50,000 Hrs
Beam Angle 120 Degree	Body Material Die-Cast Aluminum Alloy	Power Factor >0.95	Operating Temperature -10°C to +50°C



Factory



Warehouse



Indoor Stadium

LED HIGHBAY LIGHT - ERIS



Watt	Product Code	CCT	Lumens
50W	DEV_HBLE_50W	3000-6500K	5500
60W	DEV_HBLE_60W	3000-6500K	6600
100W	DEV_HBLE_100W	3000-6500K	11000
120W	DEV_HBLE_120W	3000-6500K	13200
150W	DEV_HBLE_150W	3000-6500K	16500
200W	DEV_HBLE_200W	3000-6500K	22000
250W	DEV_HBLE_250W	3000-6500K	27500

BENEFITS

Input Voltage
140-270V AC (50Hz)

Luminous Efficacy
Up to 169 lm/W

CCT
3000K / 4000K / 6500K

CRI
≥70

Housing
Die-Cast Aluminum

Front Cover
Toughened Glass

Surge Protection
6kV (10kV Opt.)

Lifetime (L70)
50,000 Hrs

Beam Angle
30, 60, 90 Degree

Body Material
Die-Cast Aluminum Alloy

Power Factor
>0.95

Operating Temperature
-10°C to +50°C



Factory



Warehouse



Indoor Stadium

LED Highbay Light - Theta



Watt	Product Code	CCT	Lumens
50W	DEV_HBLT_50W	3000-6500K	5500
60W	DEV_HBLT_60W	3000-6500K	6600
100W	DEV_HBLT_100W	3000-6500K	11000
120W	DEV_HBLT_120W	3000-6500K	13200
150W	DEV_HBLT_150W	3000-6500K	16500
200W	DEV_HBLT_200W	3000-6500K	22000

BENEFITS

Input Voltage 140-270V AC (50Hz)	Luminous Efficacy Up to 140 lm/W	CCT 3000K / 4000K / 6500K	CRI ≥70
Housing Die-Cast Aluminum	Front Cover Polycarbonate lense	Surge Protection 6kV (10kV Opt.)	Lifetime (L70) 50,000 Hrs
Beam Angle 90 Degree	Body Material Die-Cast Aluminum Alloy	Power Factor >0.95	Operating Temperature -10°C to +50°C



Factory



Warehouse



Indoor Stadium

LED HIGHBAY LIGHT - RGB & DUOS



Watt	Product Code	Colour	Lumens
100W	DEV_HBLEDU_100W	WH + WW	11000
100W	DEV_HBLRGB_100W	RGB	11000

BENEFITS

Input Voltage 140-270V AC (50Hz)	Luminous Efficacy Up to 140 lm/W	COLOUR RGB	CRI ≥70
Housing Die-Cast Aluminum	Front Cover Toughened Glass	Surge Protection 6kV (10kV Opt.)	Lifetime (L70) 50,000 Hrs
Beam Angle 15, 30, 90 Degree	Body Material Die-Cast Aluminum Alloy	Power Factor >0.95	Operating Temperature -10°C to +50°C



Factory



Warehouse



Indoor Stadium

LED Highbay Light - PAR



Watt	Product Code	CCT	Lumens
100W	DEV_HBLP_100W	3000-6500K	15000

BENEFITS

Input Voltage
140-270V AC (50Hz)

Luminous Efficacy
Up to 140 lm/W

CCT
3000K / 4000K / 6500K

CRI
≥70

Housing
Die-Cast Aluminum

Front Cover
Polycarbonate lense

Surge Protection
6kV (10kV Opt.)

Lifetime (L70)
50,000 Hrs

Beam Angle
15 Degree

Body Material
Die-Cast Aluminum Alloy

Power Factor
>0.95

Operating Temperature
-10°C to +50°C



Factory



Warehouse



Indoor Stadium

LED WELLGLASS LIGHT - CORONA



Watt	Product Code	CCT	Lumens
36W	DEV_WGC_36W	3000-6500K	3960
60W	DEV_WGC_60W	3000-6500K	6600
72W	DEV_WGC_72W	3000-6500K	7920
100W	DEV_WGC_100W	3000-6500K	11000

BENEFITS

Input Voltage
140-270V AC (50Hz)

Luminous Efficacy
Up to 140 lm/W

CCT
3000K / 4000K / 6500K

CRI
≥70

Housing
Die-Cast Aluminum

Front Cover
Polycarbonate lense

Surge Protection
6kV (10kV Opt.)

Lifetime (L70)
50,000 Hrs

Beam Angle
120 Degree

Body Material
Die-Cast Aluminum Alloy

Power Factor
>0.95

Operating Temperature
-10°C to +50°C



Poultry Farm



Warehouse



Indoor Stadium

LED SOLAR ALL IN ONE STREET LIGHT -VENUS



Watt	Product Code	Ordering Code	CCT	Capacity Of Battery	LED QTY SMD	Housing Size	Solar Panel
25W	DEV_SLSAIO_25W	25W SLSAIOV	6500 - 7000K	3.2V 06AH	2835/216D	405*185*50MM	5V, 6W, 333*138MM
50W	DEV_SLSAIO_50W	50W SLSAIOV	6500 - 7000K	3.2V 10AH	2835/288D	550*280*56MM	5V, 11W, 448*200MM
75W	DEV_SLSAIO_75W	75W SLSAIOV	6500 - 7000K	3.2V 12AH	2835/284D	620*280*56MM	5V, 13.5W, 518*200MM
100W	DEV_SLSAIO_100W	100W SLSAIOV	6500 - 7000K	3.2V 15AH	2835/480D	680*280*56MM	5V, 16W, 580*200MM
125W	DEV_SLSAIO_125W	125W SLSAIOV	6500 - 7000K	3.2V 24AH	5054/54D	707*266*60MM	5V, 2W, 560*230MM



Architecture



Streets



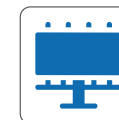
Petrol Pump



Factory



Parking



Billboard



Garden



Pedestrian

OUR VALUABLE CLIENTS





From Streets to Structures We Light It All

Manufactured & Marketed by :

DEVDIGITAL ELECTRONICS PVT. LTD.

 B-93, GIDC Electronic Estate, Sector 25, Gandhinagar, Gujarat 382025

 sales.ddelectronics@gmail.com  www.devdigital.co.in  +91 78619 06049 | +91 97224 82548



Scan for the Whatsapp



Scan for the Whatsapp